



US00D896742S

(12) **United States Design Patent**  
**Wang et al.**

(10) **Patent No.:** **US D896,742 S**

(45) **Date of Patent:** **\*\* Sep. 22, 2020**

(54) **TIRE**

(71) Applicant: **Shandong Linglong Tyre Co., Ltd.**,  
Zhaoyuan (CN)

(72) Inventors: **Feng Wang**, Zhaoyuan (CN); **Hongling Feng**, Heze (CN); **Jingjing Liu**, Zhaoyuan (CN); **Xueling Zhang**, Laizhou (CN); **Yipeng Liu**, Zhaoyuan (CN); **Haitao Sui**, Zhaoyuan (CN); **Xiaogang Ma**, Zhaoyuan (CN)

(\*\*) Term: **15 Years**

(21) Appl. No.: **29/661,347**

(22) Filed: **Aug. 27, 2018**

(51) **LOC (12) Cl.** ..... **12-15**

(52) **U.S. Cl.**  
USPC ..... **D12/600**

(58) **Field of Classification Search**  
USPC ..... D12/586, 587, 588, 589, 590, 594, 595,  
D12/600, 601, 602, 603, 900  
CPC ..... B60C 11/032; B60C 11/0388  
See application file for complete search history.

(56) **References Cited**

**U.S. PATENT DOCUMENTS**

D380,995 S \* 7/1997 Grosskopf ..... D12/588  
D385,235 S \* 10/1997 Young ..... D12/588  
D390,510 S \* 2/1998 Stone ..... D12/588

D414,446 S \* 9/1999 Kemp, Jr. .... D12/588  
D414,725 S \* 10/1999 Kemp, Jr. .... D12/588  
D461,446 S \* 8/2002 Janjareh ..... D12/588  
D606,485 S \* 12/2009 Williamson ..... D12/588  
D618,162 S \* 6/2010 Mayni ..... D12/588  
D621,344 S \* 8/2010 Yamaguchi ..... D12/588  
D640,627 S \* 6/2011 Durand ..... D12/603  
D646,624 S \* 10/2011 Yamaguchi ..... D12/584  
D668,206 S \* 10/2012 Moore ..... D12/588  
D739,813 S \* 9/2015 Moore ..... D12/600  
D739,814 S \* 9/2015 Moore ..... D12/600  
D758,293 S \* 6/2016 Kitajima ..... D12/588  
D760,150 S \* 6/2016 Koog ..... D12/583  
D778,232 S \* 2/2017 Fabre ..... D12/602  
D842,230 S \* 3/2019 Cotton ..... D12/588  
D855,012 S \* 7/2019 Barrett ..... D12/588  
D867,977 S \* 11/2019 Kristen ..... D12/587  
D870,028 S \* 12/2019 Wang ..... D12/590

\* cited by examiner

*Primary Examiner* — Robert M. Spear  
(74) *Attorney, Agent, or Firm* — W&K IP

(57) **CLAIM**

The ornamental design for a tire, as shown and described.

**DESCRIPTION**

FIG. 1 is a perspective view of a tire;  
FIG. 2 is a front view thereof;  
FIG. 3 is a left side view thereof; and,  
FIG. 4 is a detailed view thereof.

**1 Claim, 4 Drawing Sheets**






FIG.1




FIG.2



FIG.3




FIG.4