



US00D896741S

(12) **United States Design Patent**
Nyun

(10) **Patent No.:** **US D896,741 S**

(45) **Date of Patent:** **** *Sep. 22, 2020**

(54) **TIRE FOR AUTOMOBILE**

(71) Applicant: **Nexen Tire Corporation,**
Gyeongsangnam-do (KR)

(72) Inventor: **Kim Tae Nyun,** Busan (KR)

(73) Assignee: **Nexen Tire Corporation,**
Gyeongsangnam-do (KR)

(*) Notice: This patent is subject to a terminal disclaimer.

(**) Term: **15 Years**

(21) Appl. No.: **29/684,910**

(22) Filed: **Mar. 25, 2019**

(51) **LOC (12) Cl.** **12-15**

(52) **U.S. Cl.**
USPC **D12/584; D12/590**

(58) **Field of Classification Search**
USPC D12/586, 587, 588, 589, 590, 594, 595,
D12/600, 601, 900, 584, 585
CPC B60C 11/032; B60C 11/0388
See application file for complete search history.

(56) **References Cited**

U.S. PATENT DOCUMENTS

D400,135 S *	10/1998	Blankenship	D12/586
D400,831 S *	11/1998	Blankenship	D12/586
D449,024 S *	10/2001	Lovell	D12/595
D586,733 S *	2/2009	Shinohara	D12/588
D709,820 S *	7/2014	Rohweder	D12/586
D712,343 S *	9/2014	Wakishima	D12/588
D736,697 S *	8/2015	Leocadio	D12/588
D739,816 S *	9/2015	Lamb	D12/589
D756,295 S *	5/2016	Pingenat	D12/588
D761,196 S *	7/2016	Dixon	D12/588

D765,585 S *	9/2016	Fujii	D12/588
D770,367 S *	11/2016	Schimmoeller, Jr.	D12/588
D777,654 S *	1/2017	Lundgren	D12/600
D779,416 S *	2/2017	Zhang	D12/585
D787,432 S *	5/2017	Hoshiba	D12/588
D795,172 S *	8/2017	Covey	D12/588
D806,007 S *	12/2017	Robbins	D12/588
D812,550 S *	3/2018	Digman	D12/588
D813,147 S *	3/2018	Schoeppner	D12/588
D813,148 S *	3/2018	Umstot	D12/588
D819,555 S *	6/2018	Schimmoeller, Jr.	D12/600
D822,588 S *	7/2018	Skurich	D12/600
D849,672 S *	5/2019	Wang	D12/588
D849,673 S *	5/2019	Wang	D12/588
D849,674 S *	5/2019	Wang	D12/588
D853,949 S *	7/2019	Zimmerman	D12/601
D860,925 S *	9/2019	Nguyen	D12/588
D864,847 S *	10/2019	Zhang	D12/588

* cited by examiner

Primary Examiner — Robert M. Spear

(74) *Attorney, Agent, or Firm* — Price Heneveld LLP

(57) **CLAIM**

The ornamental design for a tire for automobile, as shown and described.

DESCRIPTION

FIG. 1 is a perspective view of a tire for automobile; FIG. 2 is a front elevation view of the tire for automobile; FIG. 3 is a rear elevation view of the tire for automobile; FIG. 4 is a left side elevation view of the tire for automobile; FIG. 5 is a right side elevation view of the tire for automobile; FIG. 6 is a top plan view of the tire for automobile; and, FIG. 7 is a bottom plan view of the tire for automobile. In the drawings, the portions of the grooves shown in white depict portions of the tire that form no part of the claim.

1 Claim, 7 Drawing Sheets





FIG. 1




FIG. 2




FIG. 3



FIG. 4



FIG. 5




FIG. 6




FIG. 7