



US00D896737S

(12) **United States Design Patent** (10) **Patent No.:** **US D896,737 S**
Phely (45) **Date of Patent:** **** Sep. 22, 2020**

(54) **WHEEL FOR TAMPING OR CLOSING FURROWS**

(71) Applicant: **OTICO**, Chalmaison (FR)
(72) Inventor: **Olivier Phely**, Provins (FR)
(73) Assignee: **OTICO**, Chalmaison (FR)
(**) Term: **15 Years**

(21) Appl. No.: **29/671,148**

(22) Filed: **Nov. 23, 2018**

(30) **Foreign Application Priority Data**

May 25, 2018 (EM) 005282407-0001
May 25, 2018 (EM) 005282407-0002
(Continued)

(51) **LOC (12) Cl.** **12-15**

(52) **U.S. Cl.**
USPC **D12/544; D12/501**

(58) **Field of Classification Search**
USPC **D12/533-567, 569-571, 604; D2/951-960**

(Continued)

(56) **References Cited**

U.S. PATENT DOCUMENTS

D108,097 S * 1/1938 Brunner D12/536
3,538,971 A * 11/1970 Stewart B60C 11/0311
152/452

(Continued)

OTHER PUBLICATIONS

Otico Roller Guide [Oct. 29, 2019] found online [Oct. 29, 2019]—
https://www.otico.com/us/product-pages/farmflex-rollers/range-of-rollers.*

Primary Examiner — Lakiya G Rogers
Assistant Examiner — John A Voytek
(74) *Attorney, Agent, or Firm* — Greenblum & Bernstein, P.L.C.

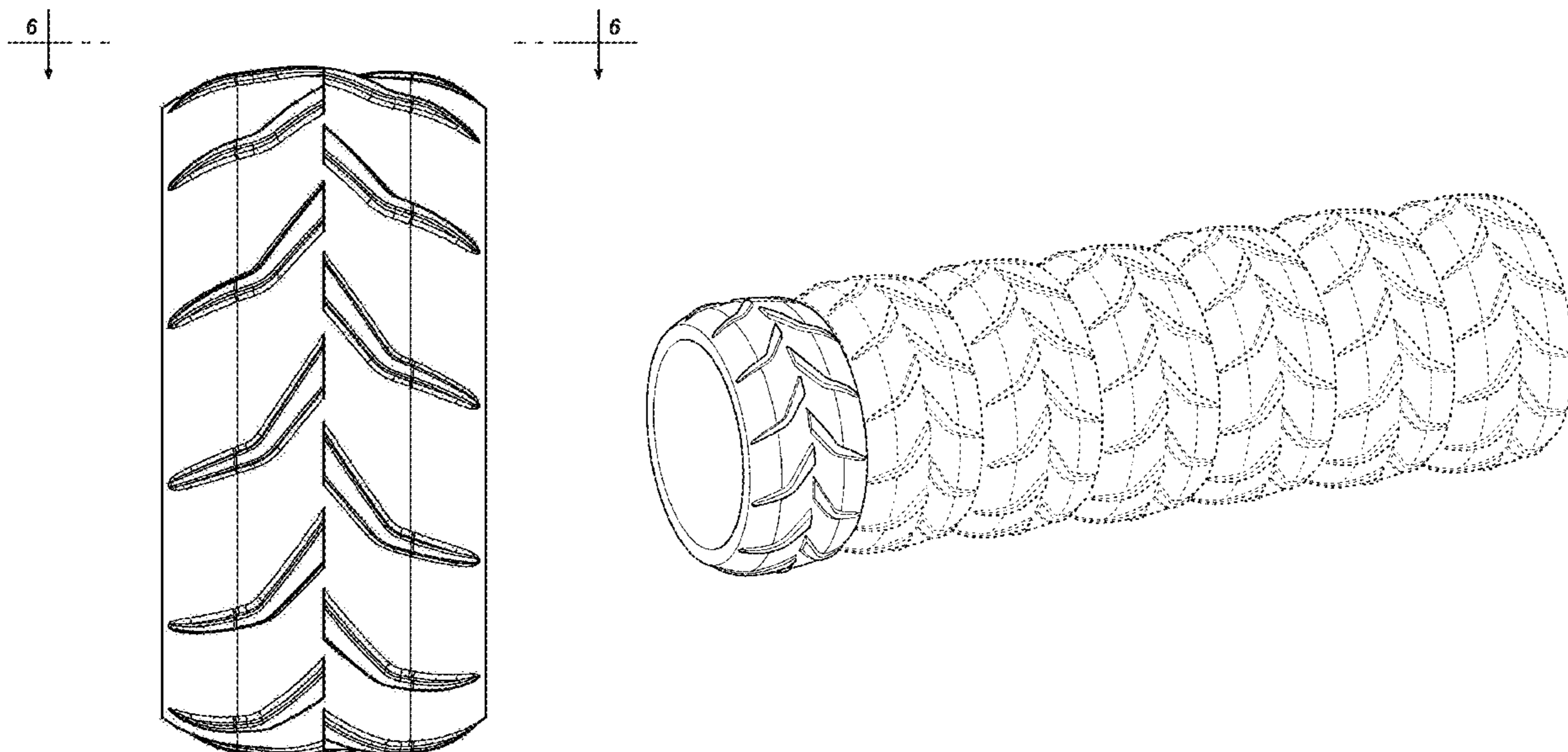
(57) **CLAIM**

I claim the ornamental design for a wheel for tamping or closing furrows, as shown and described.

DESCRIPTION

FIG. 1 shows a front side view of one embodiment of a wheel for tamping or closing furrows;
FIG. 2 shows a front left side perspective view of FIG. 1;
FIG. 3 shows a front right side perspective view of FIG. 1;
FIG. 4 shows a right side view of FIG. 1;
FIG. 5 shows an enlarged view of a portion of the wheel of FIG. 2; and
FIG. 6 shows a cross-section of FIG. 1;
FIG. 7 shows a front left side perspective view of the wheel shown FIG. 1 arranged adjacent eleven other wheels of the same type so as to form a roll made of twelve wheels;
FIG. 8 shows a front left side perspective view of the wheel shown FIG. 1 arranged adjacent six other wheels of the same type so as to form a roll made of seven wheels;
FIG. 9 shows a front side view of another embodiment of a wheel for tamping or closing furrows;
FIG. 10 shows a front left side perspective view of FIG. 9;
FIG. 11 shows a front right side perspective view of FIG. 9;
FIG. 12 shows a right side view of FIG. 9;
FIG. 13 shows an enlarged view of a portion of the wheel of FIG. 10; and,
FIG. 14 shows a cross-section of FIG. 9.
Any surfaces of the design not shown, including interior surfaces and any surfaces shown in broken lines, form no part of the claimed invention.

1 Claim, 14 Drawing Sheets



(30) **Foreign Application Priority Data**

May 25, 2018 (EM) 005282407-0003
 May 25, 2018 (EM) 005282407-0004
 May 25, 2018 (EM) 005282407-0005

(58) **Field of Classification Search**

CPC Y10T 152/10027; B60C 1/0016; B60C
 11/0306; B60C 11/0302; B60C 3/06;
 B60C 9/17

See application file for complete search history.

(56) **References Cited**

U.S. PATENT DOCUMENTS

4,480,672 A * 11/1984 Marshall B60C 11/0311
 152/209.12
 D316,694 S * 5/1991 Nakasaki D12/544
 D354,262 S * 1/1995 Harms D12/544

D383,426 S * 9/1997 Guidry D12/544
 6,068,353 A * 5/2000 Juncker B62D 55/04
 305/125
 6,179,027 B1 * 1/2001 Shimizu B60C 11/0316
 152/209.12
 6,371,579 B1 * 4/2002 Phely B62D 55/088
 305/115
 D457,482 S * 5/2002 Rooney D12/544
 D483,002 S * 12/2003 Nishimori D12/506
 D524,725 S * 7/2006 Gerasimczuk D12/544
 D595,218 S * 6/2009 Rodicq D12/544
 D649,108 S * 11/2011 Vaidya D12/536
 D757,637 S * 5/2016 Horowitz D12/544
 D759,576 S * 6/2016 Wang D12/544
 D811,314 S * 2/2018 Chiang D12/534
 2015/0019081 A1 * 1/2015 Katupitiya B62D 15/027
 701/41
 2016/0360692 A1 * 12/2016 McCloskey A01C 7/105
 2017/0006768 A1 * 1/2017 Phely A01C 5/068

* cited by examiner

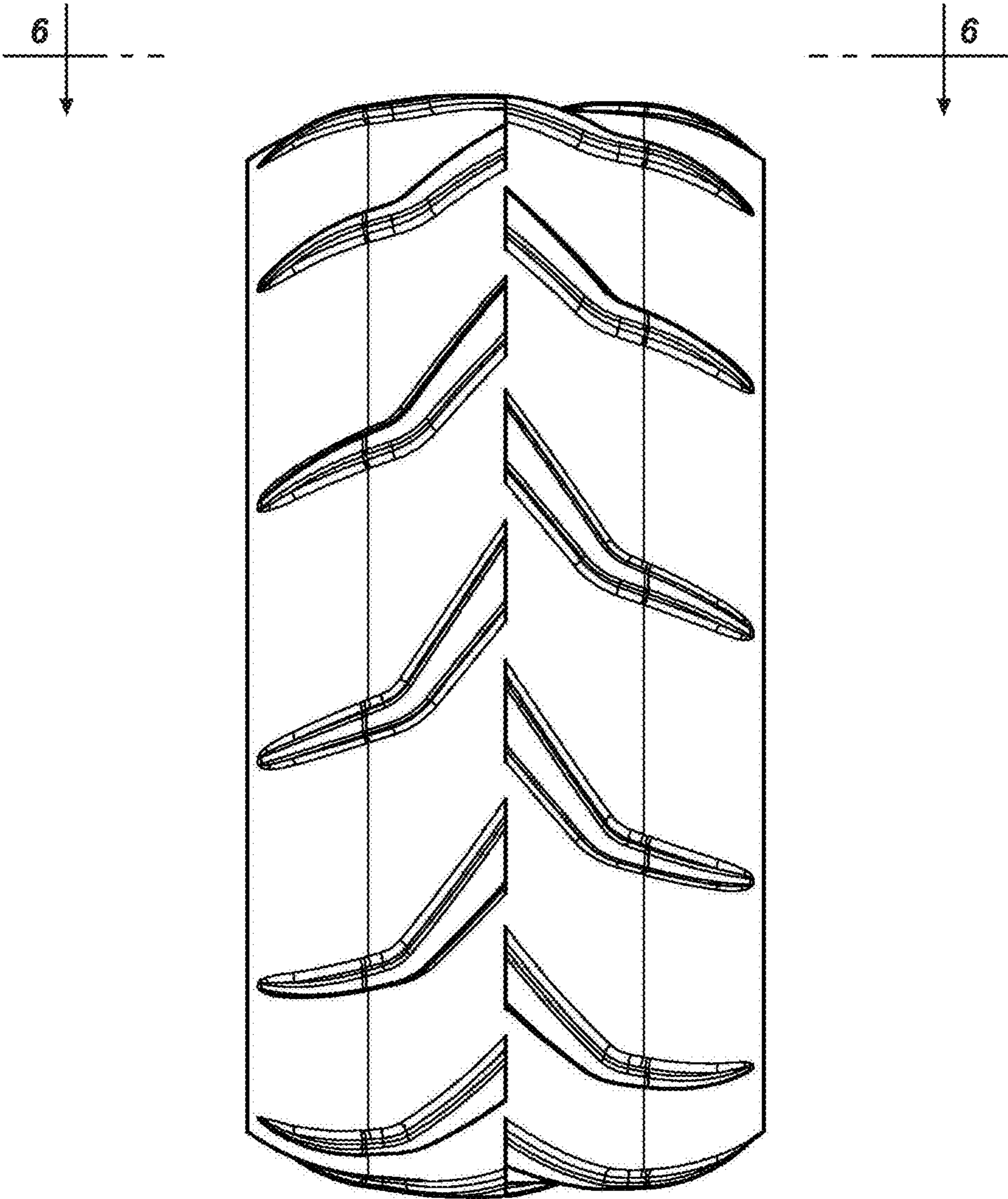


FIG. 1

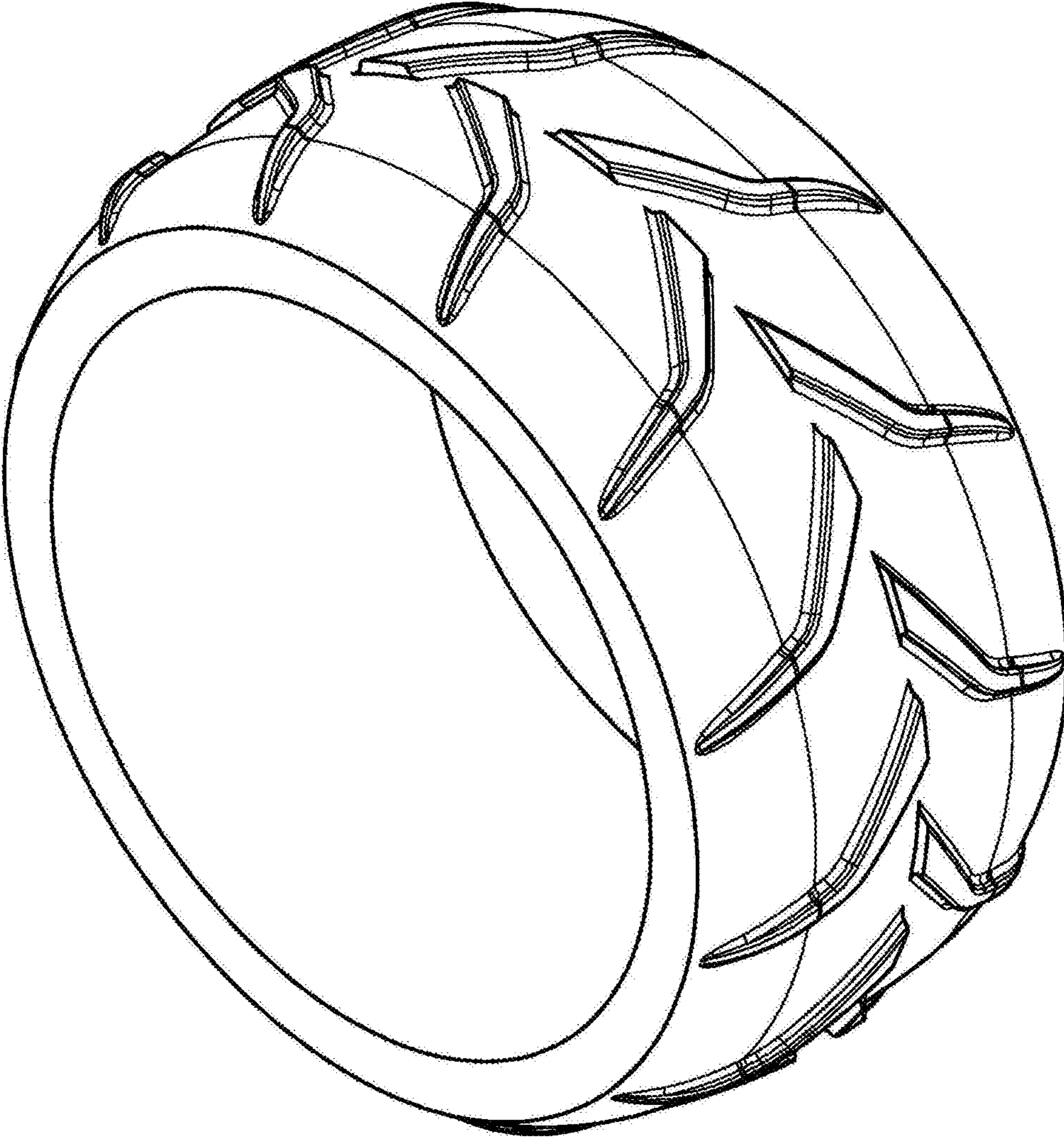


FIG. 2




FIG. 3

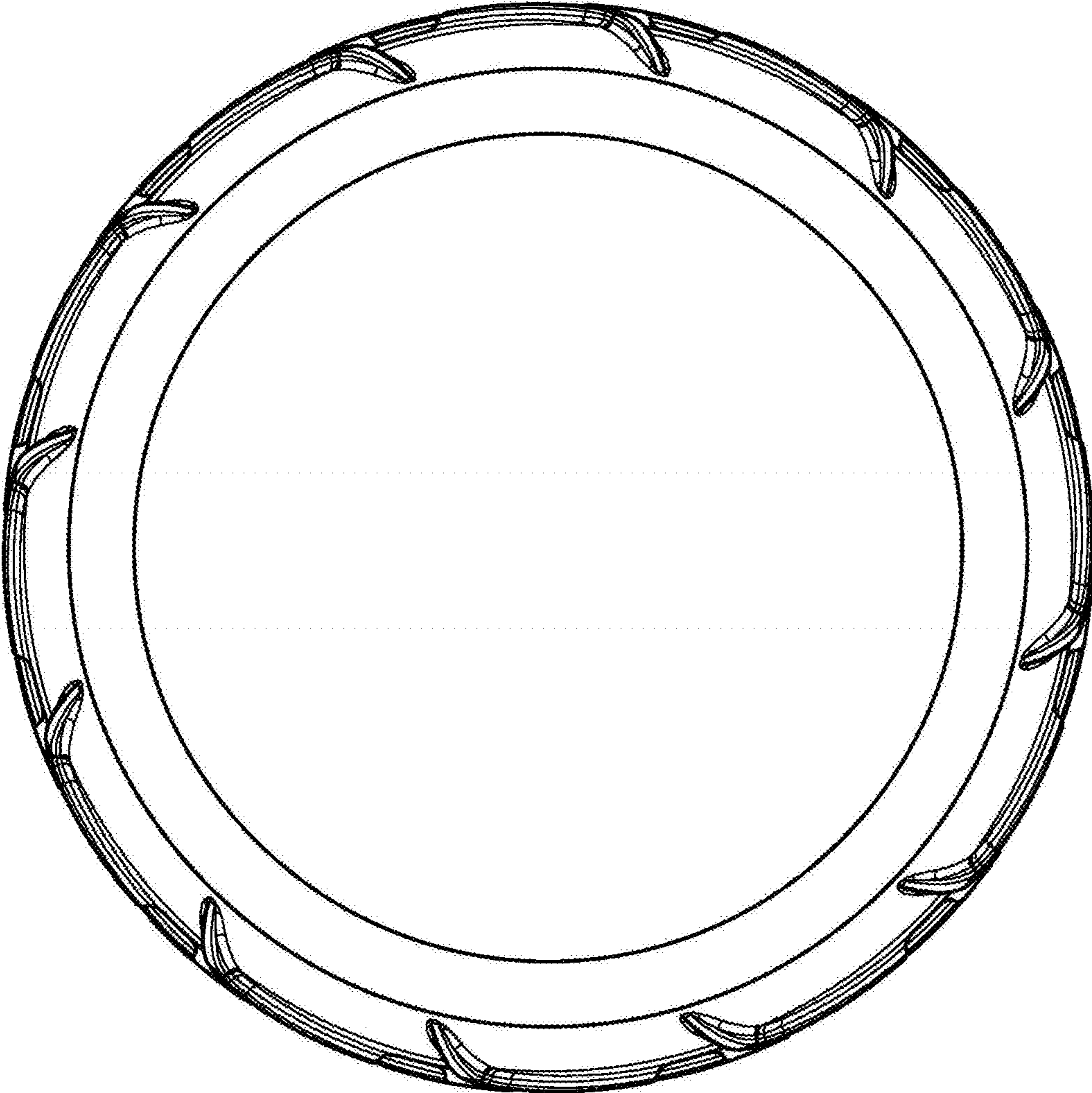


FIG. 4

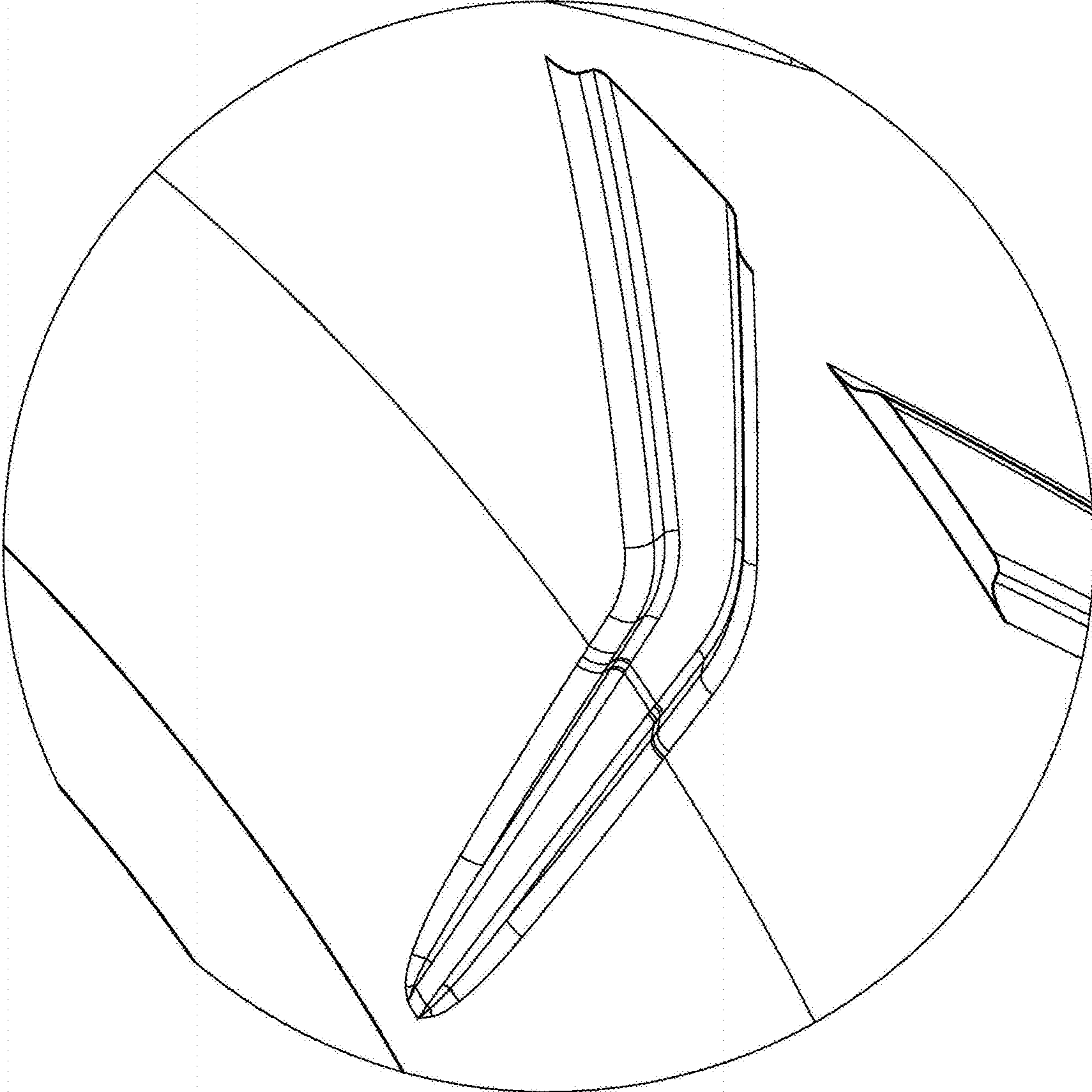


FIG. 5




FIG. 6

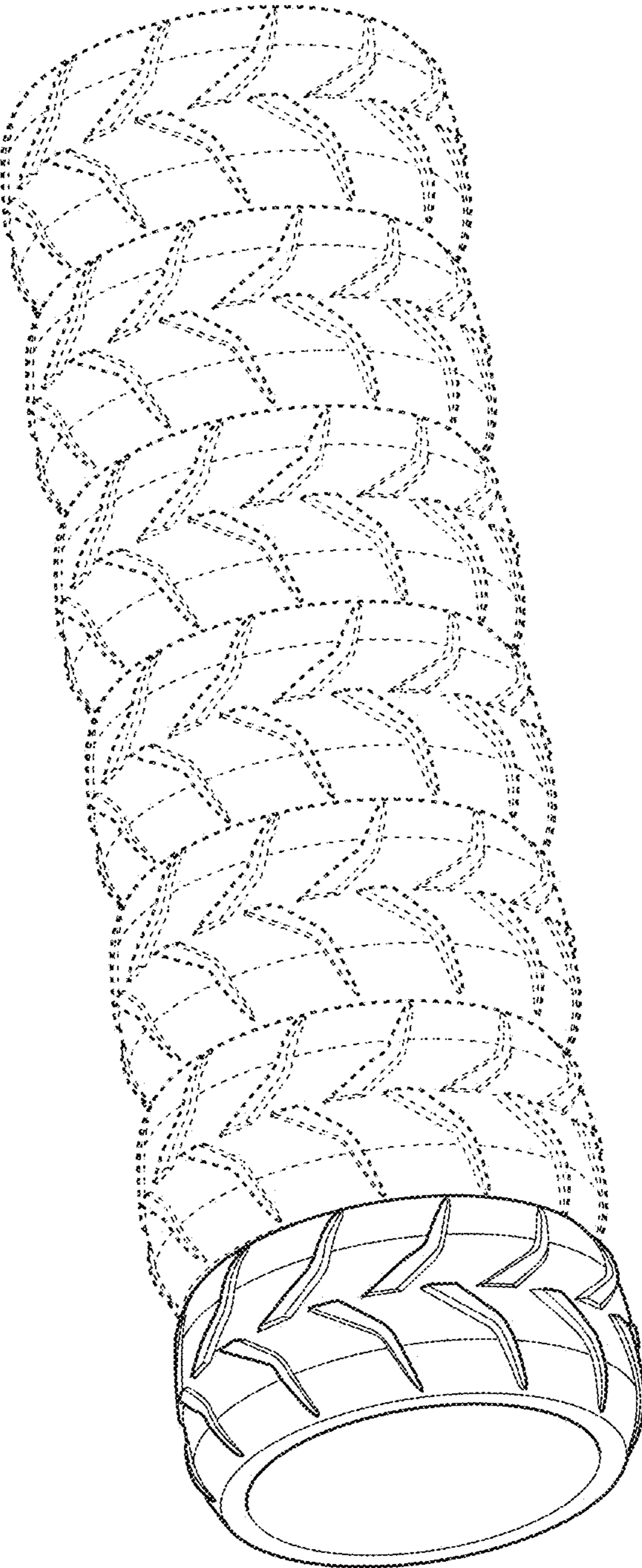


FIG. 7

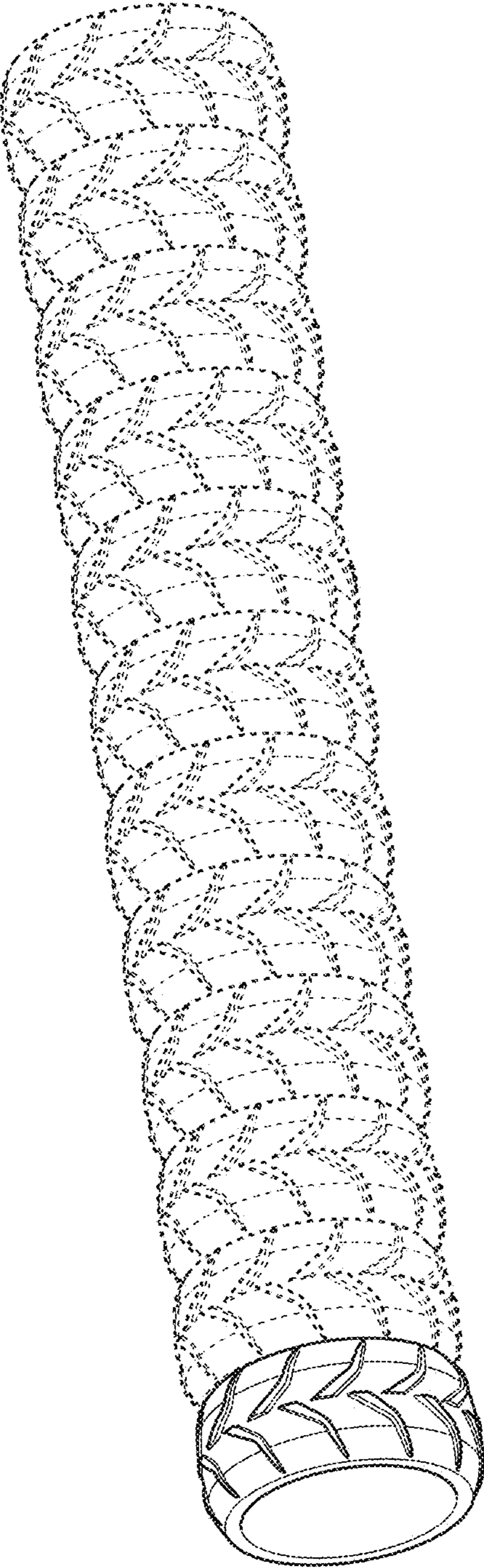


FIG. 8

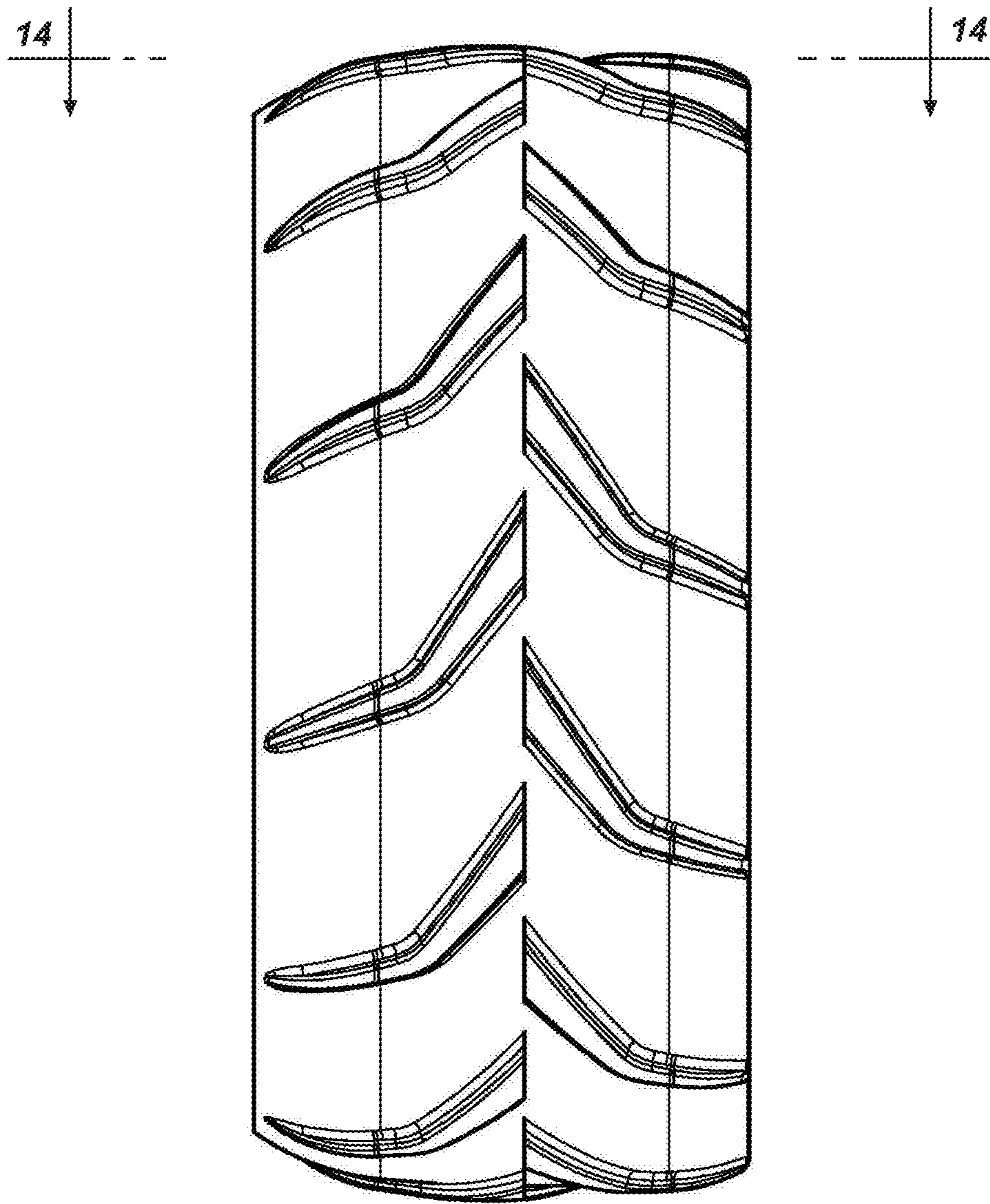


FIG. 9




FIG. 10




FIG. 11

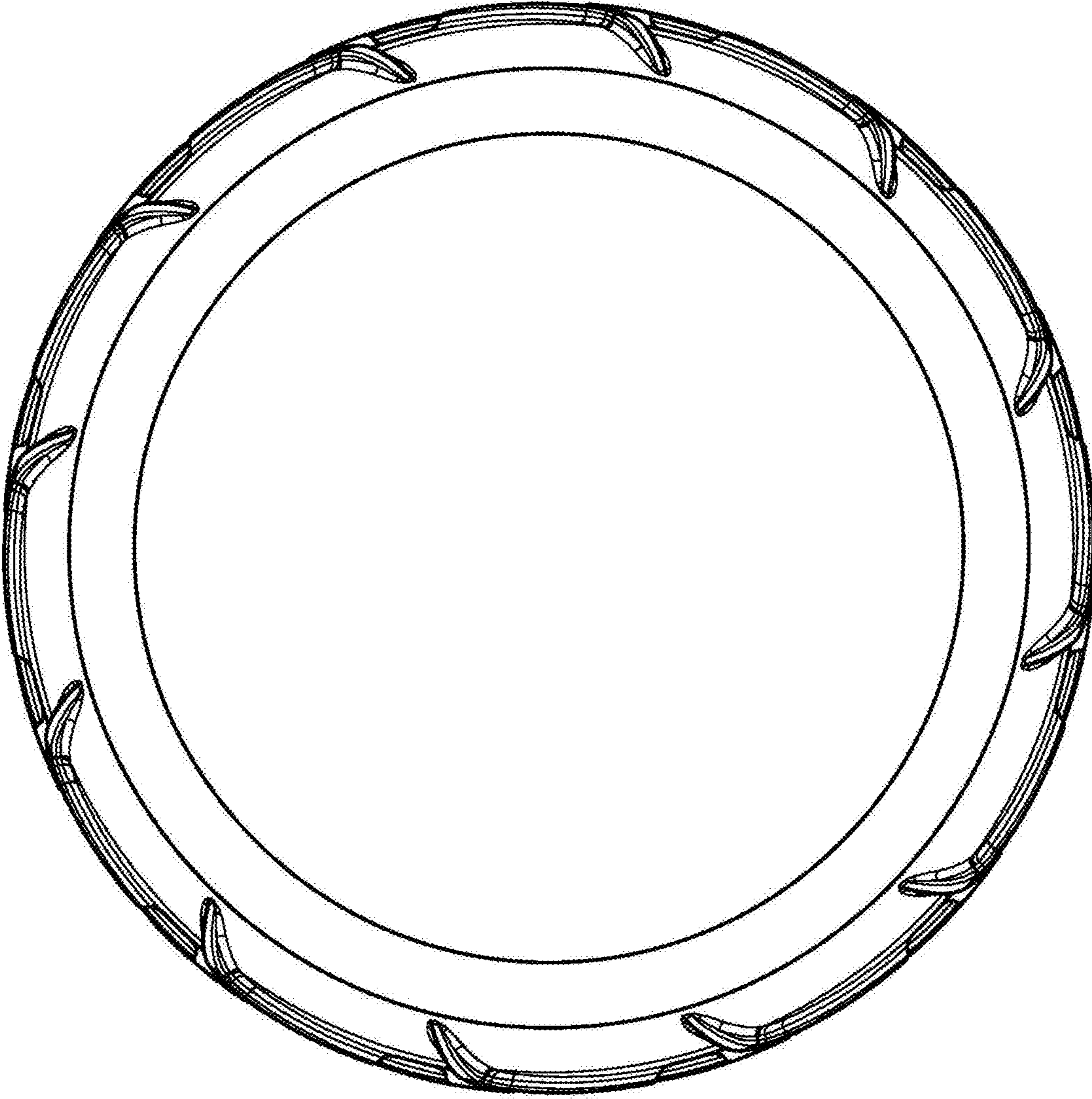


FIG. 12

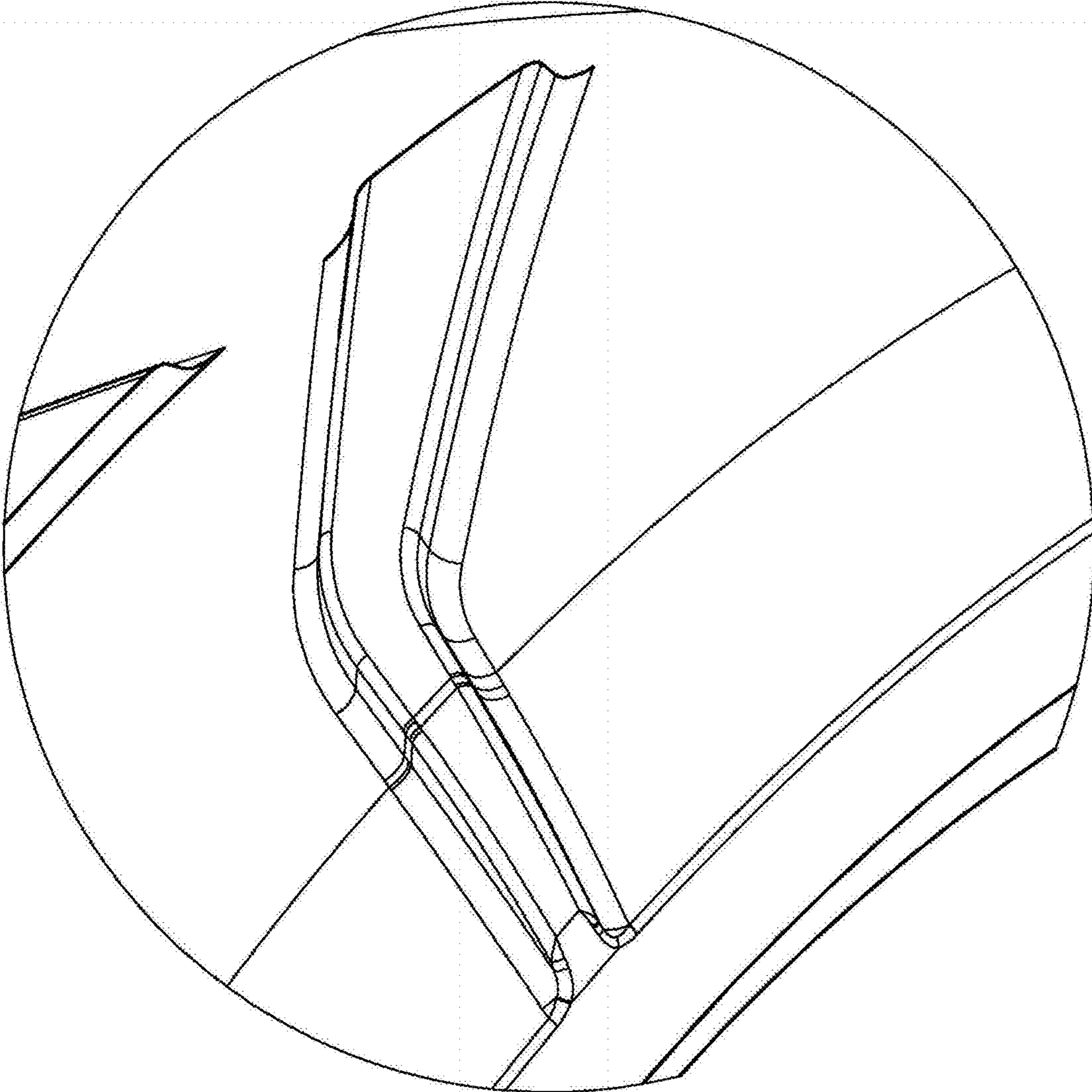


FIG. 13




FIG. 14