



US00D896721S

(12) **United States Design Patent**  
**Lee**

(10) **Patent No.:** **US D896,721 S**

(45) **Date of Patent:** **\*\* Sep. 22, 2020**

(54) **AUTOMOTIVE WHEEL**

(71) Applicant: **MKW Alloy, Inc.**, City of Industry, CA (US)

(72) Inventor: **Kevin Lee**, Yorba Linda, CA (US)

(73) Assignee: **MKW ALLOY, INC.**, City of Industry, CA (US)

(\*\*) Term: **15 Years**

(21) Appl. No.: **29/702,913**

(22) Filed: **Aug. 22, 2019**

(51) **LOC (12) Cl.** ..... **12-16**

(52) **U.S. Cl.**  
USPC ..... **D12/209**

(58) **Field of Classification Search**  
USPC ..... D12/204–213; D21/563  
CPC .... B60B 7/00; B60B 7/02; B60B 7/04; B60B 7/01; B60B 7/06; B60B 3/02; B60B 3/04; B60B 3/06; B60B 3/10; B60B 1/00; B60B 1/08; B60B 1/10; B60B 1/12  
See application file for complete search history.

(56) **References Cited**

**U.S. PATENT DOCUMENTS**

D468,678 S \* 1/2003 Oh ..... D12/209  
D509,175 S \* 9/2005 Marji ..... D12/209  
D515,491 S \* 2/2006 Elmitt ..... D12/209  
D522,438 S \* 6/2006 Kern ..... D12/209

D528,958 S \* 9/2006 Kim ..... D12/209  
D572,649 S \* 7/2008 Laengerer ..... D12/211  
D627,700 S \* 11/2010 Ectors ..... D12/209  
D642,967 S \* 8/2011 Lamm ..... D12/209  
D654,843 S \* 2/2012 Futschik ..... D12/211  
D660,217 S \* 5/2012 Nissl ..... D12/209  
D677,207 S \* 3/2013 Gotschke ..... D12/209  
D686,131 S \* 7/2013 Nissl ..... D12/209  
D703,599 S \* 4/2014 Amezketa ..... D12/209  
D703,603 S \* 4/2014 Tirado ..... D12/211  
D736,688 S \* 8/2015 Simpson ..... D12/209  
D784,234 S \* 4/2017 Houghton ..... D12/209  
D828,800 S \* 9/2018 Valencia Pollex ..... D12/209  
D845,862 S \* 4/2019 Kong ..... D12/209  
D860,906 S \* 9/2019 Valencia Pollex ..... D12/209  
D862,343 S \* 10/2019 He ..... D12/209  
D885,290 S \* 5/2020 Han ..... D12/209

\* cited by examiner

*Primary Examiner* — Stacia A Cadmus

(74) *Attorney, Agent, or Firm* — Ahn IP Law

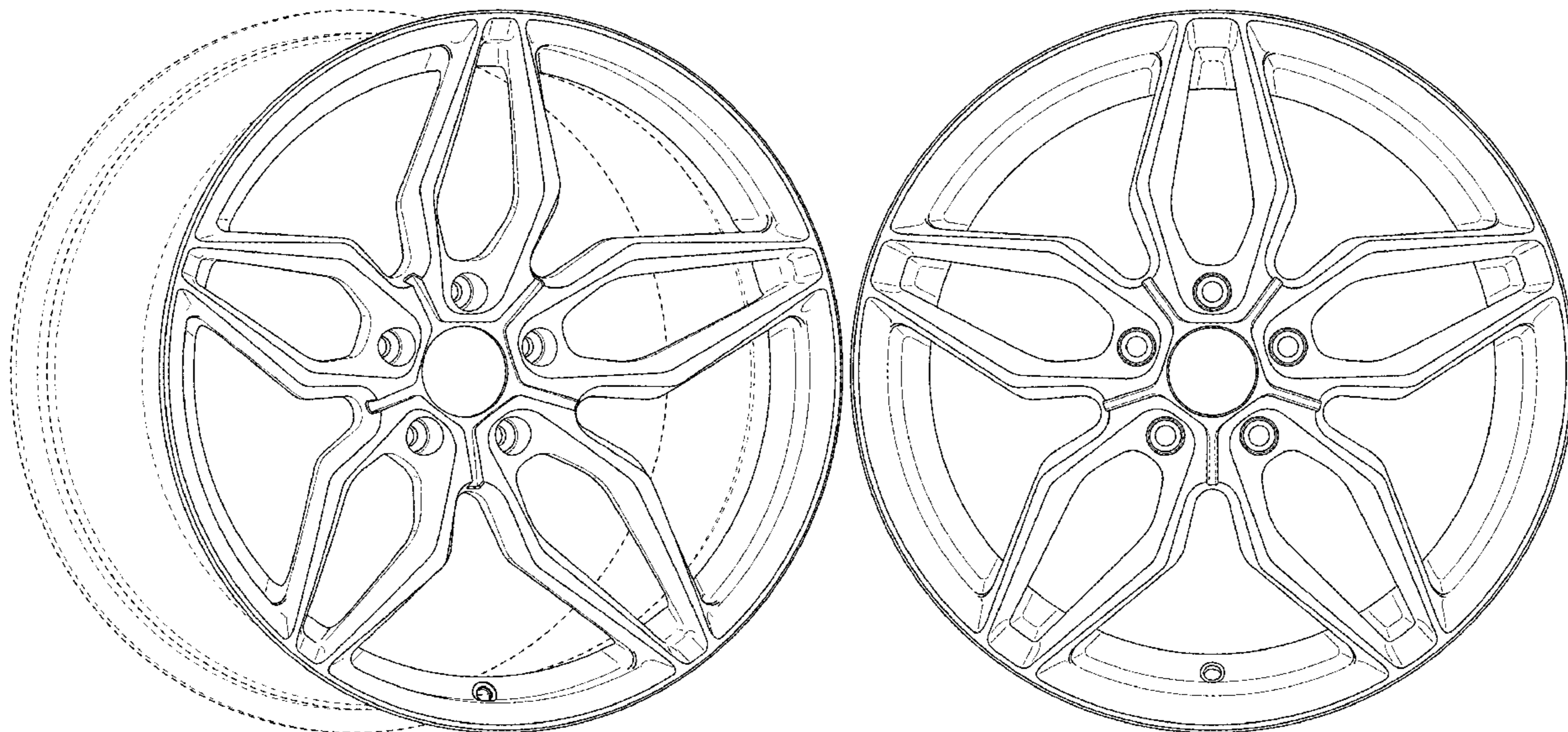
(57) **CLAIM**

The ornamental design for an automotive wheel, as shown and described.

**DESCRIPTION**

FIG. 1 is a perspective view of an automotive wheel; and, FIG. 2 is a front view of the automotive wheel. The broken lines shown in the figures are included for the purpose of illustrating the environment and form no part of the claimed design.

**1 Claim, 2 Drawing Sheets**



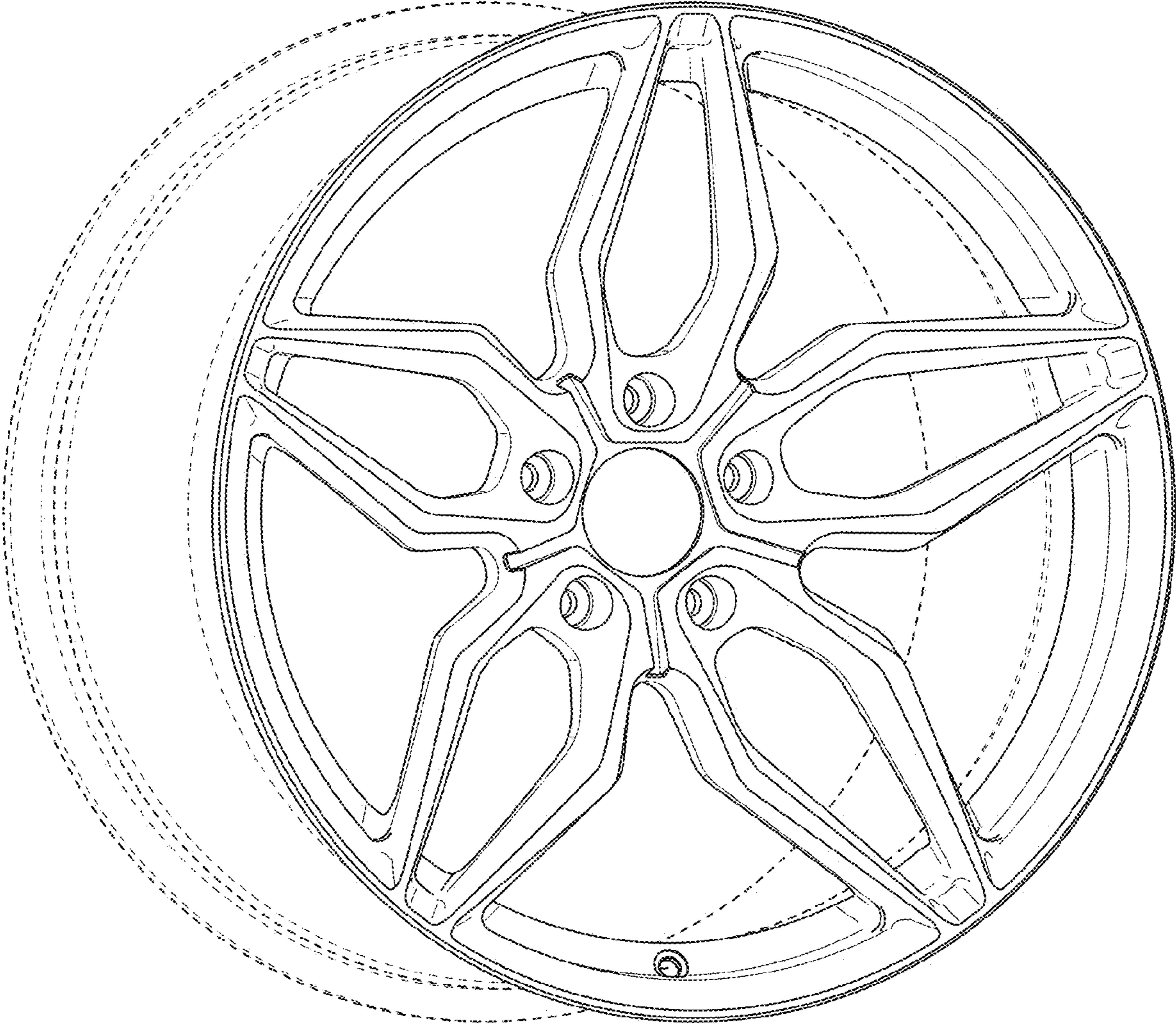


FIG. 1



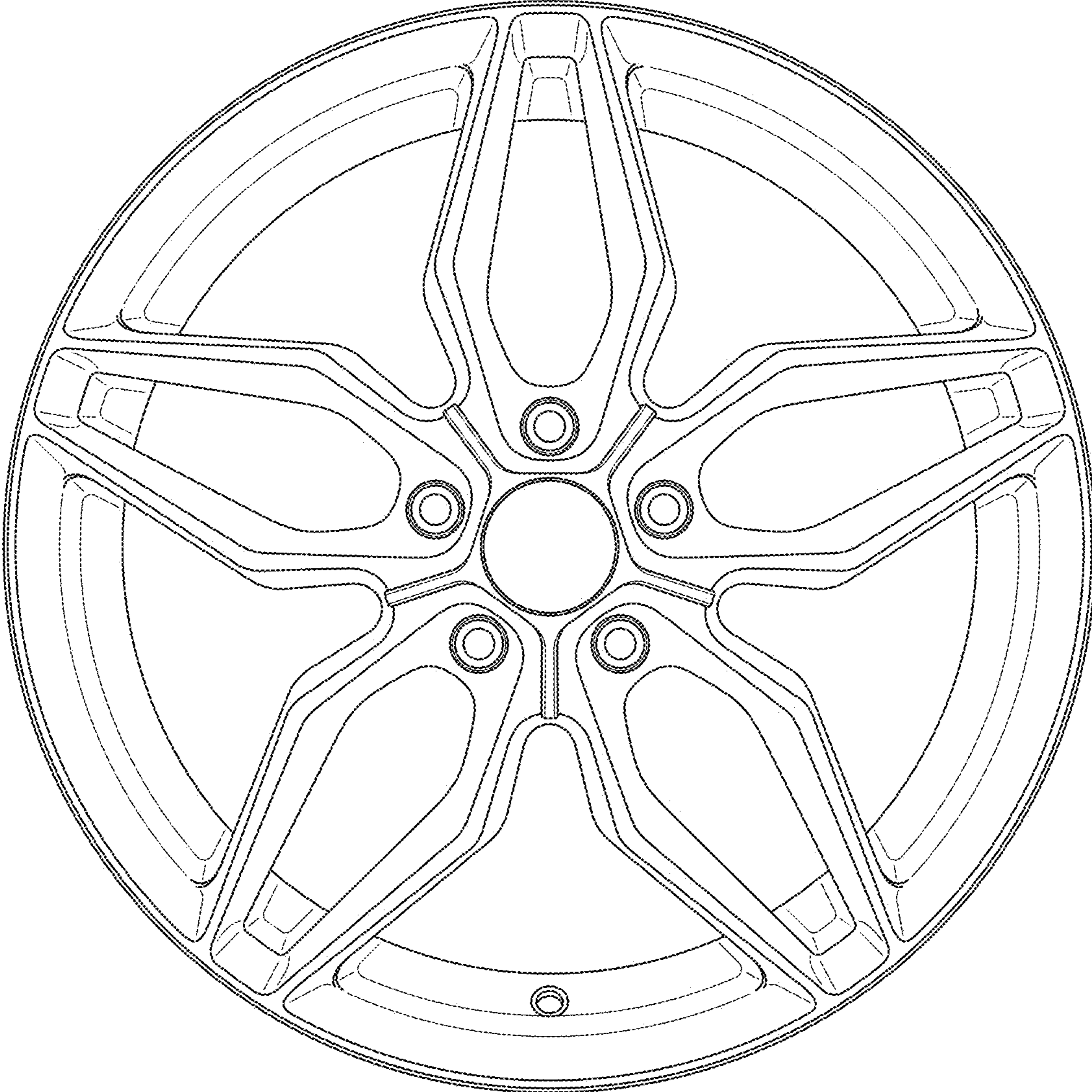


FIG. 2