

US00D896716S

(12) **United States Design Patent** (10) **Patent No.:** **US D896,716 S**
Battams et al. (45) **Date of Patent:** **** Sep. 22, 2020**

(54) **TAILGATE**
(71) Applicant: **Jaguar Land Rover Limited**, Whitley, Coventry (GB)
(72) Inventors: **Robert Battams**, Coventry (GB); **Massimo Frascella**, Coventry (GB)
(73) Assignee: **Jaguar Land Rover Limited**, Whitley, Coventry (GB)

D784,231 S * 4/2017 Henstridge D12/196
D797,632 S * 9/2017 Zipfel D12/196
D803,123 S * 11/2017 Granlund D12/196
D805,985 S * 12/2017 Nakamura D12/196
D811,302 S * 2/2018 Piscitelli D12/196
D816,003 S * 4/2018 Perkins D12/184
D817,836 S * 5/2018 McMahan D12/196
D820,183 S * 6/2018 Gueler D12/196

(Continued)

(**) Term: **15 Years**

(21) Appl. No.: **29/673,640**

(22) Filed: **Dec. 17, 2018**

(30) **Foreign Application Priority Data**

Jun. 28, 2018 (EM) 005329182

(51) **LOC (12) Cl.** **12-16**

(52) **U.S. Cl.**
USPC **D12/196**

(58) **Field of Classification Search**
USPC D12/86, 88, 90, 91, 92, 163, 164, 169, D12/171, 181, 196, 216, 400
CPC B62D 24/00; B62D 24/02; B62D 25/00; B62D 25/02; B62D 25/08; B62D 33/0273; B62D 33/03; B62D 33/037; B62D 35/00; B60J 5/04; B60R 19/02; B60R 19/04
See application file for complete search history.

(56) **References Cited**

U.S. PATENT DOCUMENTS

D540,234 S * 4/2007 Fujimaki D12/196
D556,662 S * 12/2007 Murkett D12/164
D622,192 S * 8/2010 Yagi D12/164
D663,665 S * 7/2012 Hakamata D12/196
D783,482 S * 4/2017 Smith D12/196
D784,230 S * 4/2017 Woolley D12/196

OTHER PUBLICATIONS

2018 Range Rover Velar YouTube https://www.youtube.com/watch?v=hwL_fzk0CAY Posted Dec. 1, 2017 (Year: 2017).*

(Continued)

Primary Examiner — Leanne Was-Englehart
(74) *Attorney, Agent, or Firm* — Wood Herron & Evans LLP


(57) **CLAIM**

The ornamental design for a tailgate, as shown and described.

DESCRIPTION

FIG. 1 is a front left elevated perspective view of a tailgate according to the present invention.
FIG. 2 is a front left perspective view of the tailgate shown in FIG. 1.
FIG. 3 is a rear right elevated perspective view thereof.
FIG. 4 is a rear right perspective view thereof.
FIG. 5 is a front view thereof.
FIG. 6 is a rear view thereof.
FIG. 7 is a left side view thereof.
FIG. 8 is a right side view thereof.
FIG. 9 is a top view thereof.
FIG. 10 is a bottom view thereof; and,
FIG. 11 is another front left perspective view thereof, but mounted on a vehicle to show environmental structure, the vehicle being unclaimed and shown in broken lines.

1 Claim, 11 Drawing Sheets



(56)

References Cited

U.S. PATENT DOCUMENTS

D823,209 S * 7/2018 Austin D12/196

OTHER PUBLICATIONS

Land Rover Velar <https://nmedia.landrover.com/en-us/images?page=1> Available Mar. 28, 2018 (Year: 2018).*

Range Rover Velar YouTube <https://www.youtube.com/watch?v=lcEU3Waksis> Posted Aug. 2, 2017 (Year: 2017).*

* cited by examiner



FIG. 1



FIG. 2




FIG. 3




FIG. 4




FIG. 5



FIG. 6




FIG. 7




FIG. 8




FIG. 9




FIG. 10

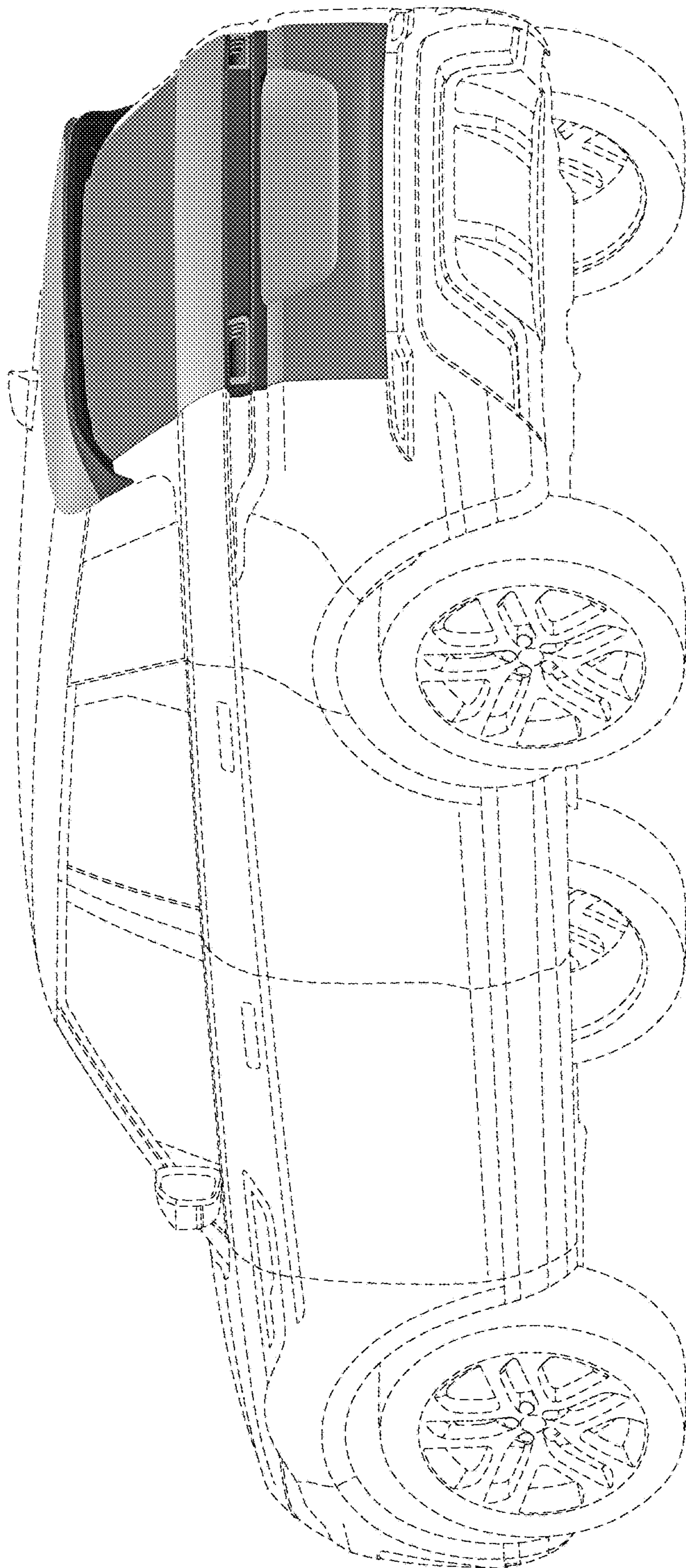


FIG. 11