



US00D896654S

(12) **United States Design Patent** (10) **Patent No.:** **US D896,654 S**
Yourist et al. (45) **Date of Patent:** **** Sep. 22, 2020**

(54) **CONTAINER**

(71) Applicant: **Kraft Foods Group Brands LLC**,
Chicago, IL (US)
(72) Inventors: **Sheldon Yourist**, York, PA (US); **Jason A. Braun**, Lake Hiawatha, NJ (US);
Peter Borowski, Lake Bluff, IL (US);
Christy L. Lebor, Chicago, IL (US);
Courtenay Cooper, Baltimore, MD (US);
David Heisner, York, PA (US);
Jennifer Acerra, Chicago, IL (US)

(73) Assignee: **Kraft Foods Group Brands LLC**,
Chicago, IL (US)

(**) Term: **15 Years**

(21) Appl. No.: **29/674,376**

(22) Filed: **Dec. 20, 2018**

Related U.S. Application Data

(62) Division of application No. 29/566,679, filed on Jun. 1, 2016, now Pat. No. Des. 844,442, which is a division of application No. 29/486,001, filed on Mar. 25, 2014, now Pat. No. Des. 761,113.

(51) **LOC (12) Cl.** **09-01**

(52) **U.S. Cl.**
USPC **D9/530; D9/575**

(58) **Field of Classification Search**
USPC D9/516, 522, 523, 528, 530, 543, 560,
D9/563, 565, 571, 572, 575, 715, 719
CPC B65D 47/06; B65D 83/28; B65D 83/68;
B65D 11/04; B65D 11/10; B65D 25/42;
B65D 2501/0081

See application file for complete search history.

(56) **References Cited**

U.S. PATENT DOCUMENTS

D238,753 S	2/1976	McKinney	
D417,153 S	11/1999	Crawford	
D458,119 S	6/2002	Crawford	
D463,747 S	10/2002	Peon	
D467,163 S	12/2002	Crawford	
D476,577 S	7/2003	Gilmore	
D497,108 S	10/2004	Lund	
D502,404 S	3/2005	Roth	
D504,620 S	5/2005	Kazuo	
D536,975 S	2/2007	Smith	
D543,861 S	6/2007	Garcia-Ruiz	
D607,735 S	1/2010	Kuzma	
7,665,638 B2	2/2010	Garcia-Ruiz	
D627,655 S	11/2010	McNabb	
D633,807 S *	3/2011	Fahy	D9/563

(Continued)

Primary Examiner — Shannon W Morgan

Assistant Examiner — Keith Frank

(74) *Attorney, Agent, or Firm* — Fitch, Even, Tabin & Flannery LLP

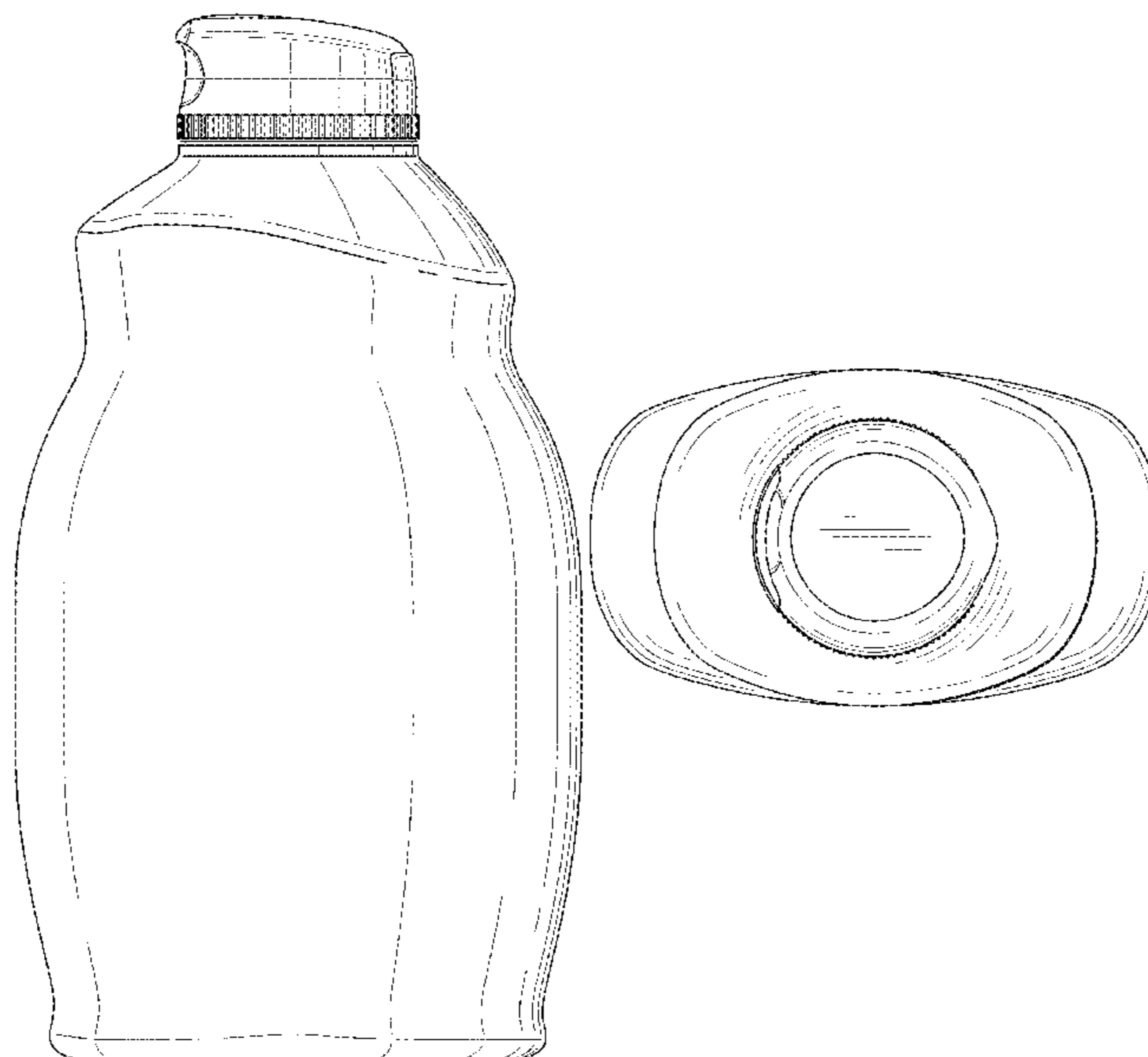
(57) **CLAIM**

The ornamental design for a container, as shown and described.

DESCRIPTION

FIG. 1 is a perspective view of a container showing our new design;
FIG. 2 is a front elevation view of the container of FIG. 1;
FIG. 3 is a rear elevation view of the container of FIG. 1;
FIG. 4 is a left side elevation view of the container of FIG. 1, the right side elevation view being the mirror image thereof;
FIG. 5 is a top plan view of the container of FIG. 1; and,
FIG. 6 is a bottom plan view of the container of FIG. 1.
The broken lines in the drawings showing the container illustrate the portions of the container that form no part of the claimed design.

1 Claim, 5 Drawing Sheets



(56)

References Cited

U.S. PATENT DOCUMENTS

D637,916	S	5/2011	McNabb	
D646,174	S	10/2011	Toh	
D651,092	S *	12/2011	Bowers	D9/540
D661,583	S *	6/2012	Santarelli	D9/449
D661,593	S *	6/2012	Heidel	D9/516
D672,247	S	12/2012	Kreider	
D702,551	S *	4/2014	Wisniewski	D9/449
D741,188	S	10/2015	Juna	
D743,790	S *	11/2015	Hussain	D9/447
D753,497	S	4/2016	Dietvorst	
D753,499	S	4/2016	Dietvorst	
D761,113	S *	7/2016	Yourist	D9/530
D770,903	S *	11/2016	Berger	D9/563
D782,908	S *	4/2017	Bentkovski	D9/449
D784,145	S	4/2017	Robinson	
D792,779	S	7/2017	Nguyen	
D800,569	S	10/2017	Eziquiel-Shiro	
D818,827	S *	5/2018	Berger	D9/516
D844,442	S *	4/2019	Yourist	D9/522
D857,502	S *	8/2019	Fracasso	D9/449
2007/0095784	A1	5/2007	McNabb	
2010/0107341	A1 *	5/2010	Floyd	B65D 1/0223 8/137
2010/0270258	A1	10/2010	True	

* cited by examiner

FIG. 1



FIG. 2




FIG. 3




FIG. 4




FIG. 5

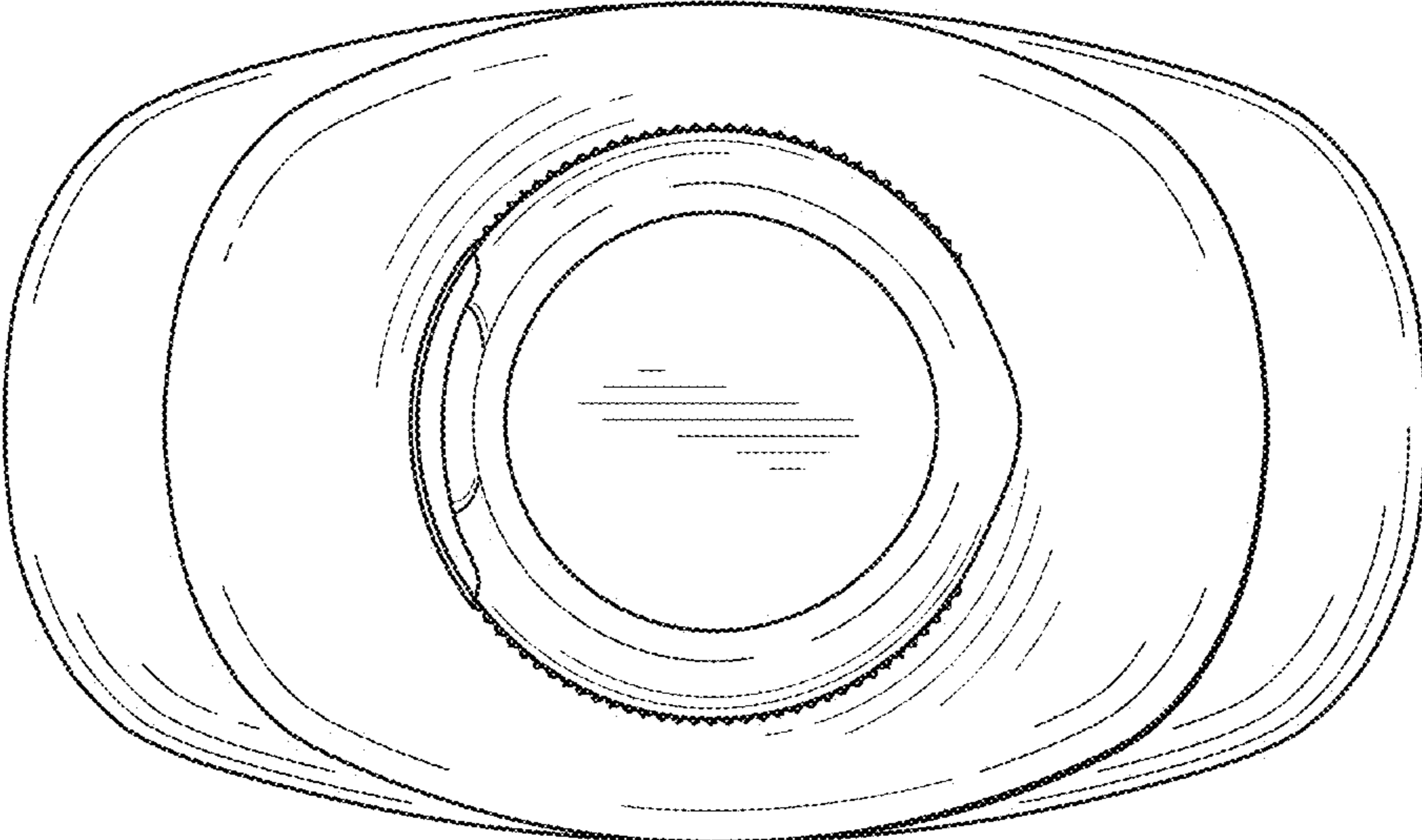


FIG. 6

