



US00D896639S

(12) **United States Design Patent** (10) **Patent No.:** **US D896,639 S**
Delgado et al. (45) **Date of Patent:** **** Sep. 22, 2020**

(54) **SURGICAL PROCEDURE PACK**
(71) Applicant: **Oasis Medical, Inc.**, Glendora, CA (US)
(72) Inventors: **Norman Craig Delgado**, Glendora, CA (US); **Edward Anthony Gentile**, San Pedro, CA (US)
(73) Assignee: **Oasis Medical, Inc.**, Glendora, CA (US)
(**) Term: **15 Years**

D233,083 S * 10/1974 Alcada Rosa D20/40
D270,622 S * 9/1983 Hardy D9/457
D277,555 S * 2/1985 Pattillo D9/434
D288,605 S * 3/1987 Asenbauer D24/229
D288,846 S * 3/1987 Leonard D24/229
4,844,259 A * 7/1989 Glowczewskie, Jr.
A01N 1/0263
206/370
D334,597 S * 4/1993 Busquets D20/40
D371,444 S * 7/1996 Madjar D24/217
D421,568 S * 3/2000 Ferguson D9/420
D423,110 S * 4/2000 Cipkowski D24/223
D433,628 S * 11/2000 Tamura D9/415

(Continued)

(21) Appl. No.: **29/668,100**
(22) Filed: **Oct. 26, 2018**
(51) **LOC (12) Cl.** **09-03**
(52) **U.S. Cl.**
USPC **D9/433; D24/225**
(58) **Field of Classification Search**
USPC D3/20, 202, 203, 203.2, 203.6, 203.7,
D3/207, 242, 318; D7/387, 602, 619.1,
D7/619.2, 620, 621, 622, 321, 392, 392.1,
D7/396.2, 396.3, 397, 398; D9/700, 701,
D9/702, 721, 722, 501, 643, 648, 655,
D9/748, 414, 415, 416, 418, 424, 433,
D9/434, 435, 437, 438, 456, 457;
D20/10, 11, 22, 23, 27, 28, 40, 42, 44;
D24/188, 189, 145, 224, 225, 227, 229;
D23/211.1, 212
CPC B65D 17/4014; B65D 17/0014; B65D
17/0025; B65D 17/0044; B65D 25/325;
B65D 43/162; B65D 23/10; B65D
73/0014; B65D 85/00; B65D 2203/00;
A01N 1/0263; A47J 45/077; A47J 45/07;
A63H 27/001
See application file for complete search history.

OTHER PUBLICATIONS

Surgical Procedure Pack: Announced 2019 [online]. Site Visited [Jan. 5, 2020]. Available from Internet URL: <https://www.bvimedical.com/products/custom-procedure-packs-kits/>.*

Primary Examiner — Catherine S Posthauer
(74) *Attorney, Agent, or Firm* — Knobbe, Martens, Olson & Bear, LLP

(57) **CLAIM**


The ornamental design for a surgical procedure pack, as shown and described.

DESCRIPTION

FIG. 1 is a top view of a surgical procedure pack showing my new design;
FIG. 2 is a bottom view thereof;
FIG. 3 is a left side view thereof;
FIG. 4 is a right side view thereof;
FIG. 5 is a front side view thereof; and,
FIG. 6 is a rear side view thereof.
The evenly broken lines are shown for the purpose of illustrating wing features as well as tab border lines. The dot-dot-dash lines represent boundaries of the claim. None of the broken lines form part of the claim.

(56) **References Cited**
U.S. PATENT DOCUMENTS
D205,970 S * 10/1966 Leifield D9/414
D229,485 S * 12/1973 Peterson D9/416

1 Claim, 4 Drawing Sheets



(56)

References Cited

U.S. PATENT DOCUMENTS

D438,310	S	*	2/2001	Yamanishi	D24/216
D462,904	S	*	9/2002	Mellon	D9/434
D504,821	S	*	5/2005	Ptacek	D9/457
D515,631	S	*	2/2006	Li	D20/27
D541,873	S	*	5/2007	Turner	D20/40
D547,382	S	*	7/2007	Bock	D20/40
D555,511	S	*	11/2007	Warmka	D9/722
D603,455	S	*	11/2009	Griena	D20/11
D698,640	S	*	2/2014	Buchanan	D9/416
D699,561	S	*	2/2014	Buchanan	D9/416
D702,116	S	*	4/2014	Buchanan	D9/416
D715,534	S	*	10/2014	Reaux	D3/203.1
D775,524	S	*	1/2017	Herbeck	D9/433
D786,976	S	*	5/2017	Keating	D20/27
D797,554	S	*	9/2017	Bankowski	D9/433
D812,468	S	*	3/2018	Carman	D9/433
D815,426	S	*	4/2018	Duncan	D3/20
D826,043	S	*	8/2018	Dacey	D9/433
D827,429	S	*	9/2018	Sanfilippo	D9/433
D842,099	S	*	3/2019	Sotka	D9/433
D859,149	S	*	9/2019	Hughes	D9/433
D869,680	S	*	12/2019	Jones	D24/225

* cited by examiner

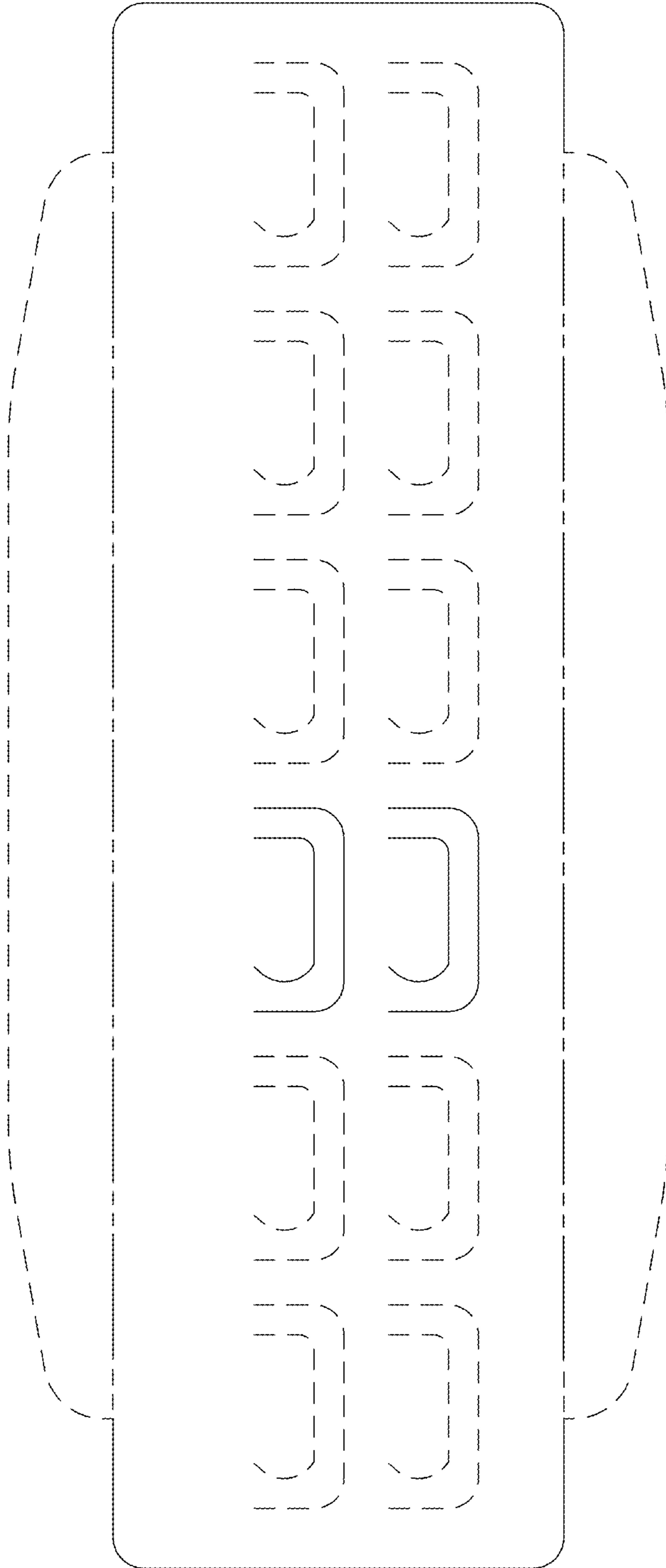


FIG.1

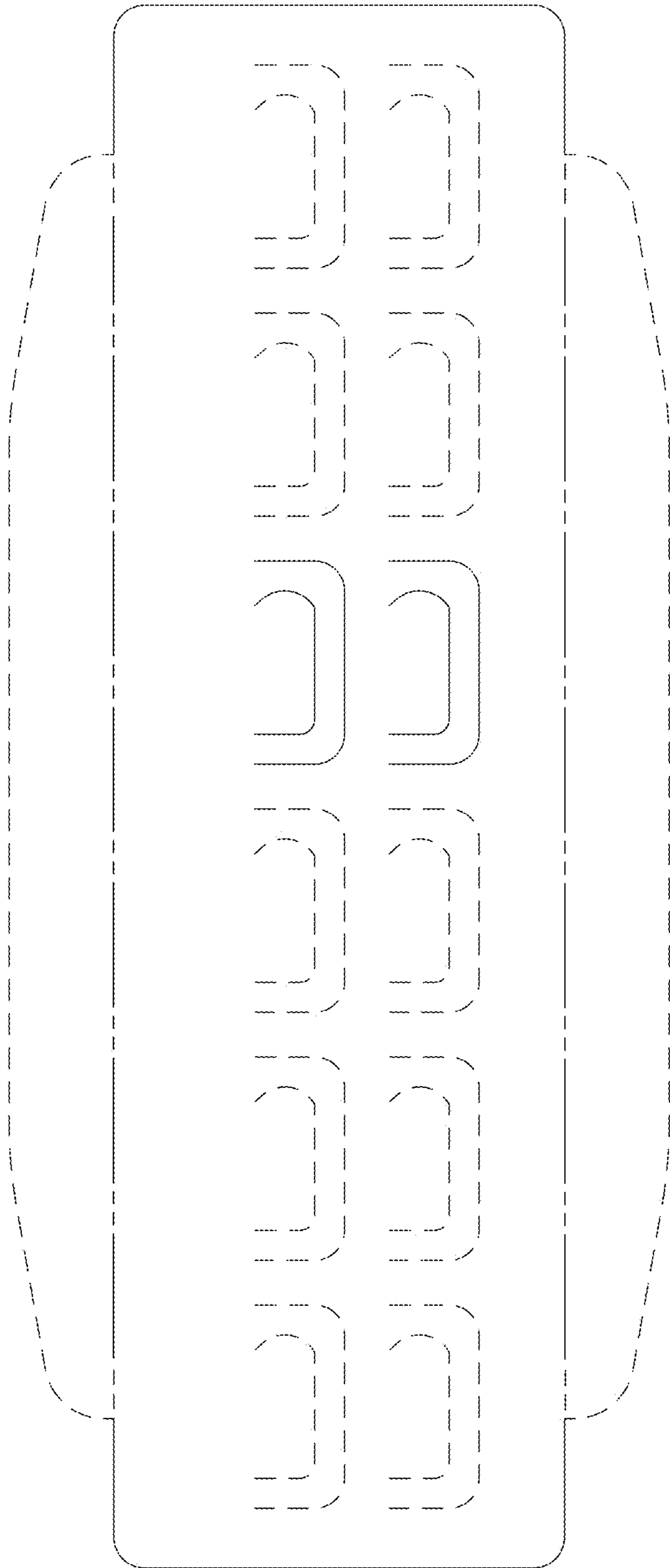


FIG.2

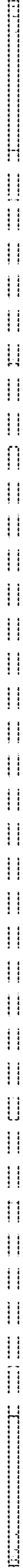


FIG.3

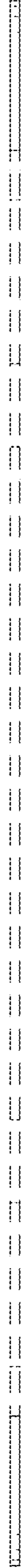


FIG.4




FIG.6




FIG.5