



US00D896638S

(12) **United States Design Patent** (10) **Patent No.:** **US D896,638 S**
Prince et al. (45) **Date of Patent:** **** Sep. 22, 2020**

(54) **PACKAGING SHEET FOR BOX OR WRAPPING**

application no. PCT/US15/66102, dated Jan. 19, 2018, 10 pages
Jan. 19, 2018.

(71) Applicants: **Jennifer Prince**, San Jose, CA (US);
Kenneth B. Prince, San Jose, CA (US)

(Continued)

Primary Examiner — Vy N Koenig

(72) Inventors: **Jennifer Prince**, San Jose, CA (US);
Kenneth B. Prince, San Jose, CA (US)

(74) *Attorney, Agent, or Firm* — Haynes and Boone, LLP

(73) Assignee: **FIVE LITTLE PRINCES DEVELOPMENT, LLC**, San Jose, CA (US)

(57) **CLAIM**

The ornamental design for a packaging sheet for box or wrapping, as shown and described.

(**) Term: **15 Years**

DESCRIPTION

(21) Appl. No.: **29/625,172**

FIG. 1 is a top plan view of a packaging sheet for box or wrapping showing our new design according to a first embodiment;

(22) Filed: **Nov. 7, 2017**

FIG. 2 is a bottom plan view of the first embodiment;

Related U.S. Application Data

FIG. 3 is a front elevational view of the first embodiment;

(63) Continuation-in-part of application No. 29/588,242, filed on Dec. 19, 2016, and a continuation-in-part of (Continued)

FIG. 4 is a rear elevational view of the first embodiment;

(51) **LOC (12) Cl.** **09-03**

FIG. 5 is a right side elevational view of the first embodiment;

(52) **U.S. Cl.**
USPC **D9/433**

FIG. 6 is a left side elevational view of the first embodiment;

(58) **Field of Classification Search**
USPC D9/414–423, 430–433, 434, 456, 457,
D9/711, 713, 721–722, 732; D20/10, 22,
D20/27, 40, 42

FIG. 7 is a top plan view of the packaging sheet for box or wrapping showing our new design according to a second embodiment;

(Continued)

FIG. 8 is a bottom plan view of the second embodiment;

(56) **References Cited**

FIG. 9 is a front elevational view of the second embodiment;

U.S. PATENT DOCUMENTS

D32,261 S * 2/1900 Colgan D9/433
1,177,410 A * 3/1916 Hatfield B65D 5/28
220/62

FIG. 10 is a rear elevational view of the second embodiment;

(Continued)

FIG. 11 is a right side elevational view of the second embodiment;

OTHER PUBLICATIONS

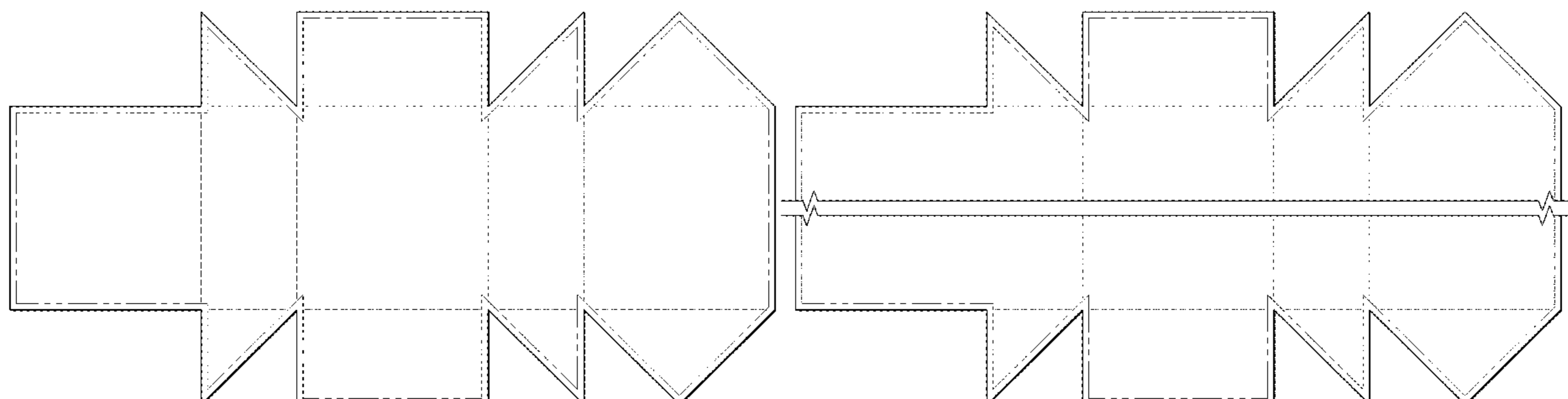
International Search Report and Written Opinion issued by the U.S. International Searching Authority regarding related International

FIG. 12 is a left side elevational view of the second embodiment;

FIG. 13 is a top plan view of the packaging sheet for box or wrapping showing our new design according to a third embodiment, the third embodiment being identical to the first embodiment except that the third embodiment contains symbolic break lines conveying that the appearance of any portion of the packaging sheet between the symbolic break lines forms no part of the claimed design; and,

FIG. 14 is a top plan view of the packaging sheet for box or wrapping showing our new design according to a fourth embodiment, the fourth embodiment being identical to the second embodiment except that the fourth embodiment

(Continued)



contains symbolic break lines conveying that the appearance of any portion of the packaging sheet between the symbolic break lines forms no part of the claimed design.

The dashed lines in FIGS. 1, 7, 13, and 14 form no part of the claimed design and instead indicate lines along which the packaging sheet for box or wrapping may be folded.

The long dash-short dash-short dash lines in FIGS. 1, 2, 7, 8, 13, and 14 form no part of the claimed design.

The areas enclosed by the long dash-short dash-short dash lines in FIGS. 1, 2, 7, 8, 13, and 14 form no part of the claimed design and instead indicate areas to which either: any type of surface ornamentation may be applied or no surface ornamentation may be applied.

1 Claim, 8 Drawing Sheets

Related U.S. Application Data

application No. 29/607,258, filed on Jun. 12, 2017, which is a continuation-in-part of application No. 15/383,761, filed on Dec. 19, 2016, now Pat. No. 9,708,111.

(58) **Field of Classification Search**

CPC ... B65D 5/00; B65D 5/02; B65D 5/18; B65D 5/20

See application file for complete search history.

(56)

References Cited

U.S. PATENT DOCUMENTS

2,365,704	A	1/1942	James	
2,761,611	A	9/1956	Beschoter	
2,826,350	A	3/1958	Marx	
3,237,841	A *	3/1966	Ridgeway, Jr.	B65D 5/28 229/120.09

3,341,349	A *	9/1967	Feeney	B65D 81/24 229/100
D257,718	S *	12/1980	Dutcher	D9/432
4,392,601	A	7/1983	Fujikawa	
D286,987	S *	12/1986	Golan	D9/433
D289,263	S *	4/1987	Rusnock	D9/433
D346,553	S *	5/1994	Akerlind	D9/420
5,338,943	A	8/1994	Hendren	
5,971,264	A	10/1999	Karahoca	
D436,534	S *	1/2001	Beaty	D9/433
6,187,403	B1	2/2001	Richardson	
6,604,674	B1	8/2003	Bowman	
D484,800	S *	1/2004	Hoffman	D9/433
D485,176	S *	1/2004	Hoffman	D9/433
D485,177	S *	1/2004	Hoffman	D9/433
D485,492	S *	1/2004	Hoffman	D9/433
D511,092	S *	11/2005	Shea	D9/432
7,690,554	B2	6/2010	Zacher et al.	
D635,851	S *	4/2011	Pipes	D9/433
D670,557	S *	11/2012	Hamina	D9/433
8,783,546	B2	7/2014	Uyehara	
D720,989	S *	1/2015	Genender	D9/433
9,365,337	B2	6/2016	Fullan	
D769,114	S *	10/2016	Montemayor	D9/431
D786,063	S *	5/2017	Choi	D9/433
9,708,111	B1	7/2017	Prince	
D813,672	S *	3/2018	Doster	D9/456
2003/0111521	A1	6/2003	Holmes	
2006/0180642	A1	8/2006	Zacher et al.	
2007/0059477	A1	3/2007	Perelman et al.	

OTHER PUBLICATIONS

Non Final Office Action issued by the USPTO regarding related U.S. Appl. No. 15/383,761 dated Feb. 24, 2017, 8 pages Feb. 24, 2017.

Notice of Allowance issued by the USPTO regarding related U.S. Appl. No. 15/383,761 dated May 22, 2017, 5 pages May 22, 2017. Office Action issued Jul. 25, 2018 from SIPO regarding Chinese Patent Application No. 201730630488.0, 3 pages.

* cited by examiner

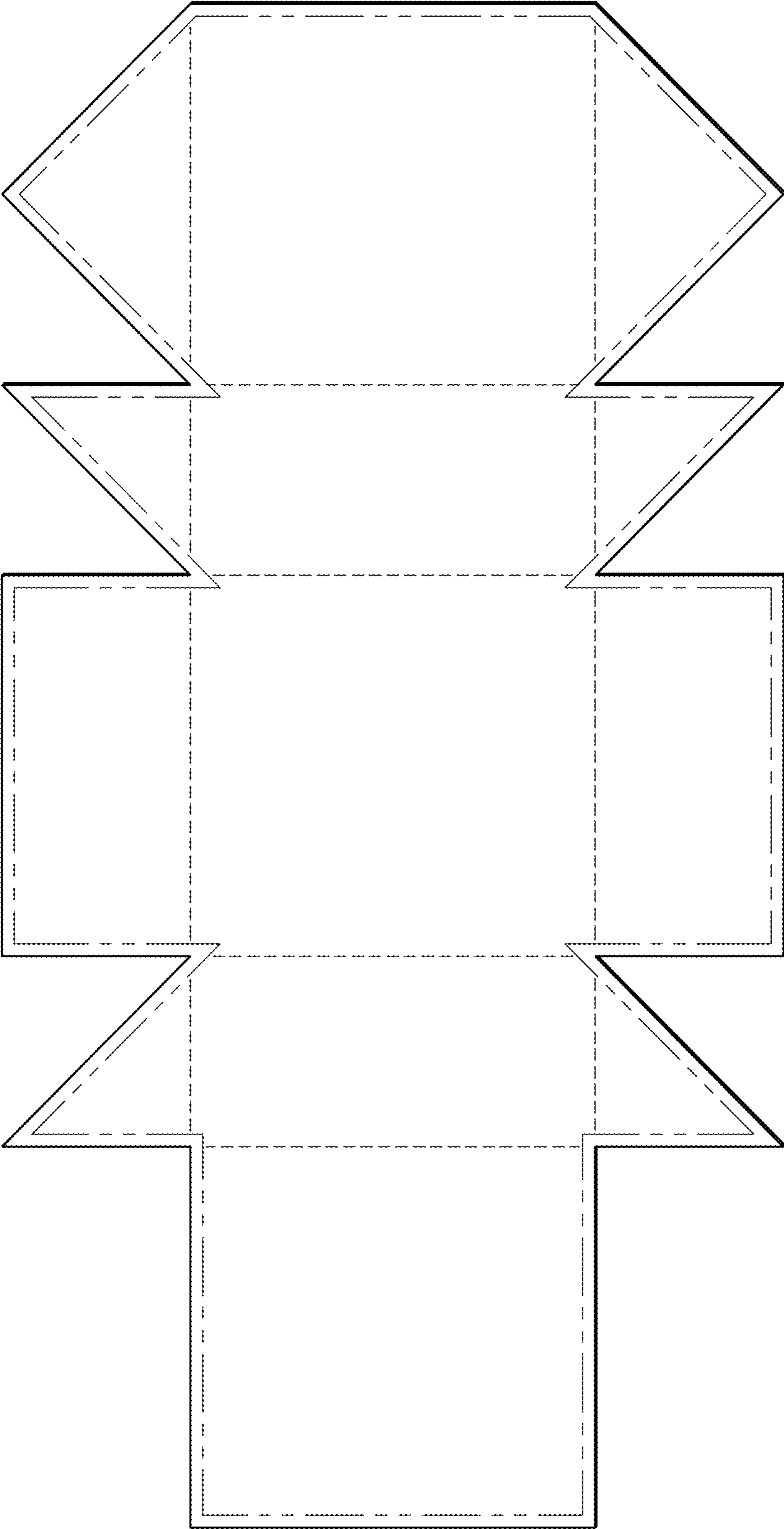


Fig. 1

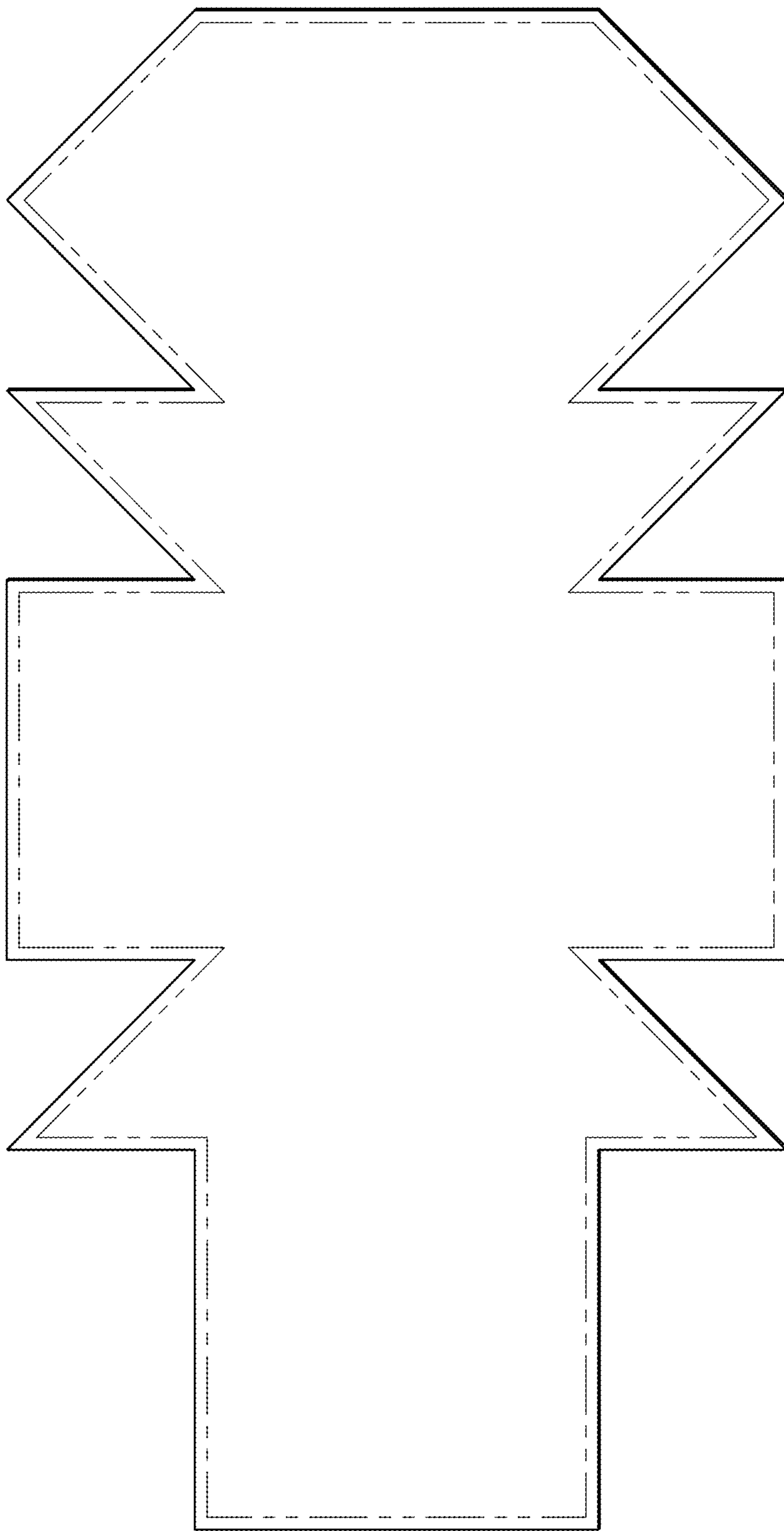


Fig. 2



Fig. 3



Fig. 4



Fig. 5



Fig. 6

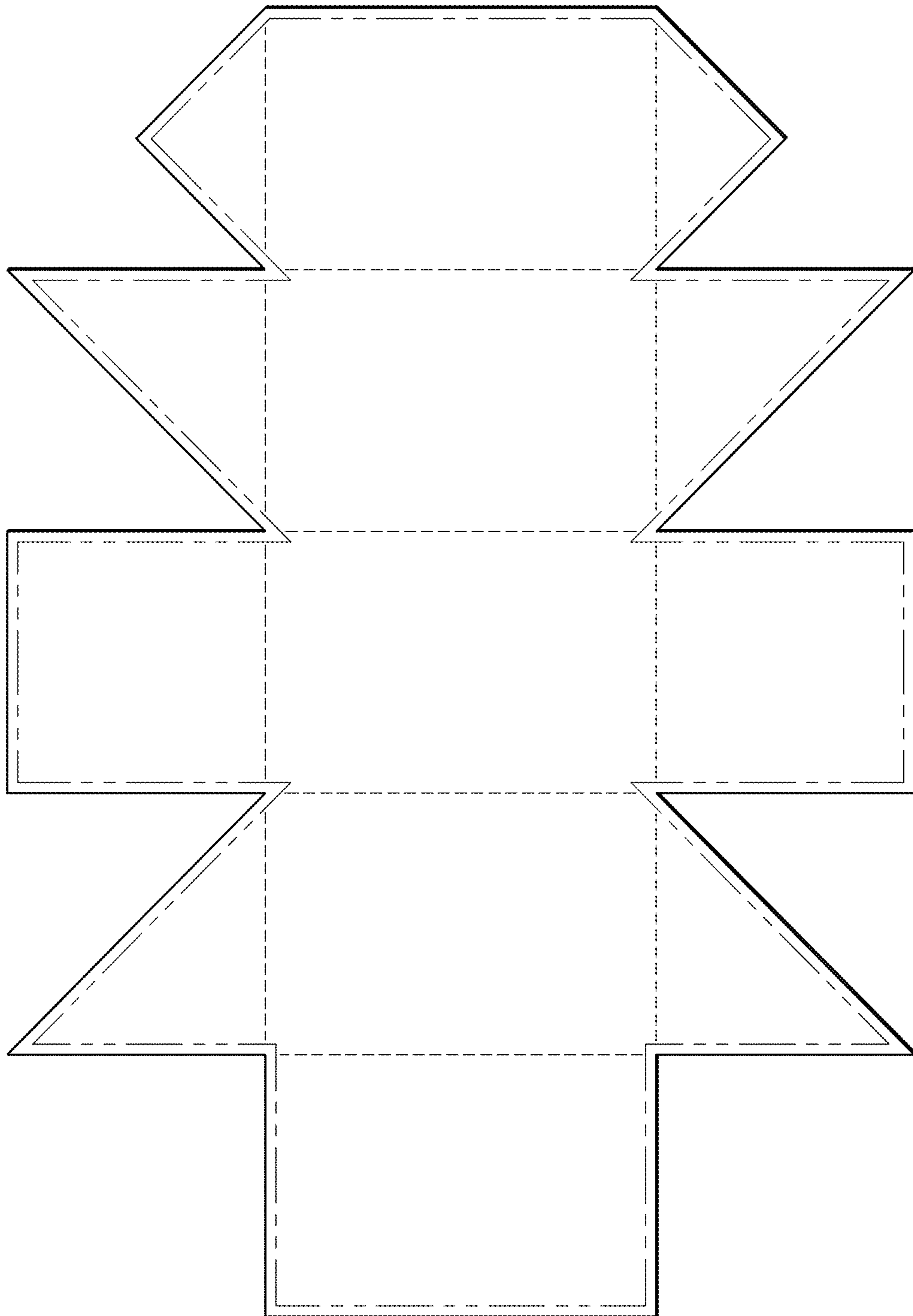


Fig. 7

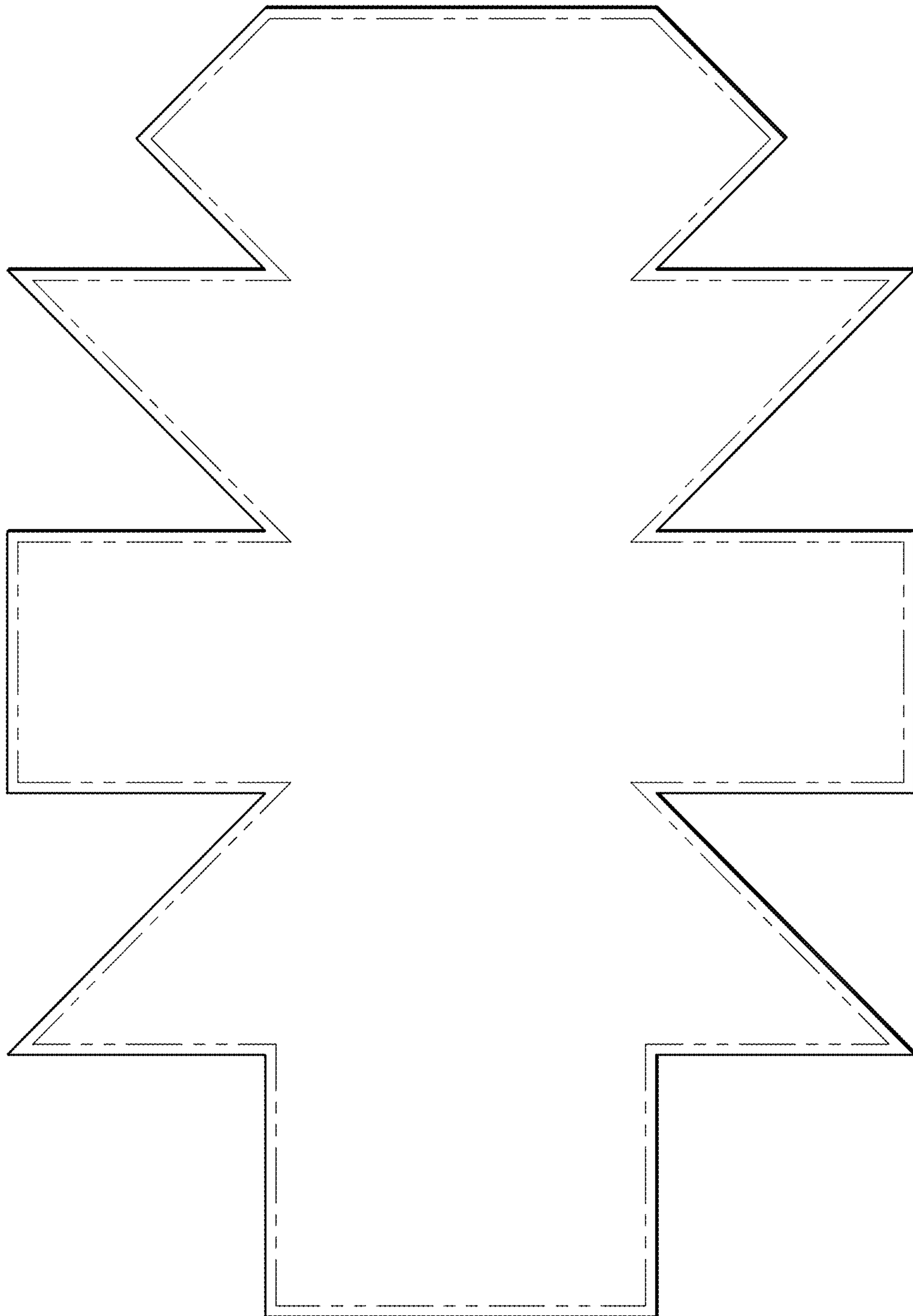


Fig. 8



Fig. 9



Fig. 10



Fig. 11



Fig. 12

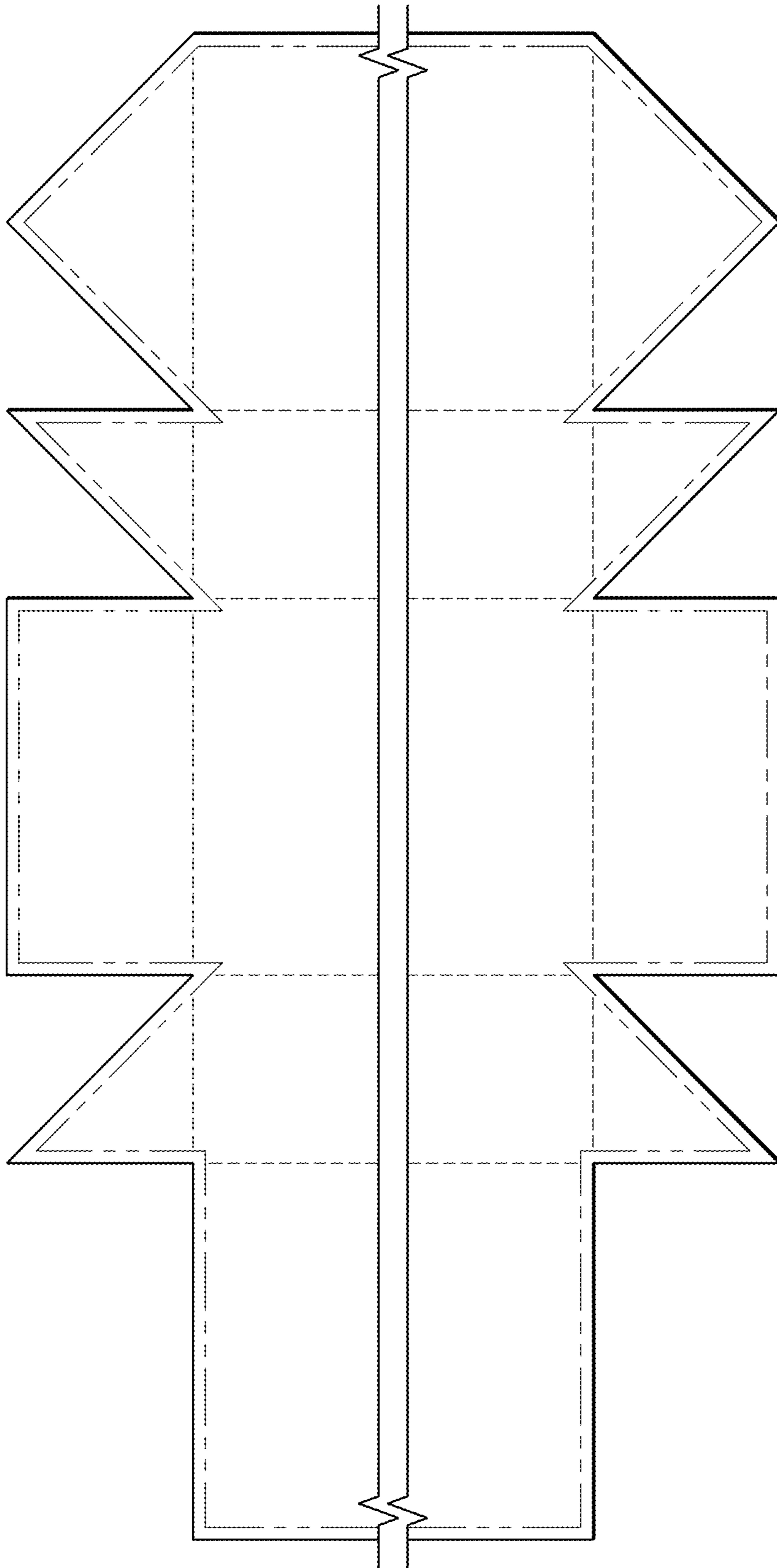


Fig. 13

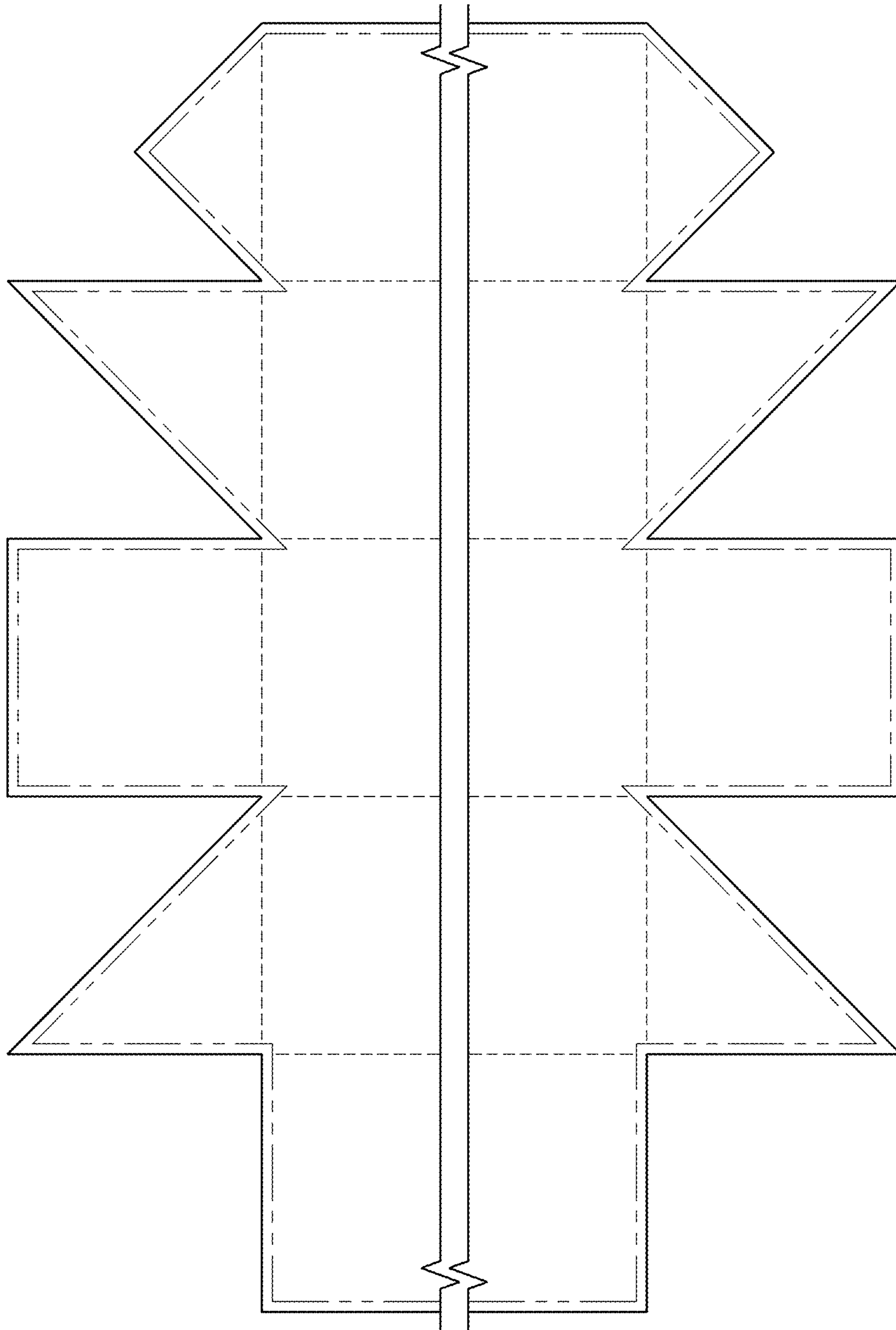


Fig. 14