



US00D896635S

(12) **United States Design Patent** (10) **Patent No.:** **US D896,635 S**
Tempel et al. (45) **Date of Patent:** **** Sep. 22, 2020**

- (54) **CONTAINER**
- (71) Applicant: **Wells Enterprises, Inc.**, Le Mars, IA (US)
- (72) Inventors: **Seth Tempel**, Evansville, IN (US);
Darin Koestring, Evansville, IN (US)
- (73) Assignee: **Wells Enterprises, Inc.**, Le Mars, IA (US)
- (**) Term: **15 Years**
- (21) Appl. No.: **29/684,365**
- (22) Filed: **Mar. 20, 2019**

D568,693 S	5/2008	Furlong	
D600,111 S *	9/2009	Gerulski	D9/424
D624,817 S	10/2010	Fisher et al.	
D640,548 S *	6/2011	Lawrence	D9/430
D656,815 S	4/2012	Fisher et al.	
D669,313 S *	10/2012	Paladino	D7/602
D672,615 S	12/2012	Stamper et al.	
D673,009 S	12/2012	Stamper et al.	
D682,676 S *	5/2013	Wintolders	D9/431
D690,198 S *	9/2013	Haracourt	D7/602
D702,509 S	4/2014	Segal	
D739,723 S	9/2015	Dorfman et al.	
D741,706 S	10/2015	Astorga et al.	
D795,017 S *	8/2017	Freeman	D7/584
2011/0272318 A1	11/2011	Gallop et al.	

* cited by examiner

Primary Examiner — Janice Patyk
(74) *Attorney, Agent, or Firm* — Neal, Gerber & Eisenberg LLP

Related U.S. Application Data

- (63) Continuation of application No. 29/611,081, filed on Jul. 18, 2017, now Pat. No. Des. 848,256.
- (51) **LOC (12) Cl.** **09-03**
- (52) **U.S. Cl.**
USPC **D9/425**
- (58) **Field of Classification Search**
USPC D7/538–542, 602, 608, 629; D9/414,
D9/420, 424–426, 429, 432, 761;
206/501–509; 220/781, 791, 793,
220/811–813, 835, 839
CPC B65D 1/24; B65D 25/04; B65D 43/03;
B65D 43/16; B65D 43/0212
See application file for complete search history.

(57) **CLAIM**

The ornamental design for a container, as shown and described.

DESCRIPTION

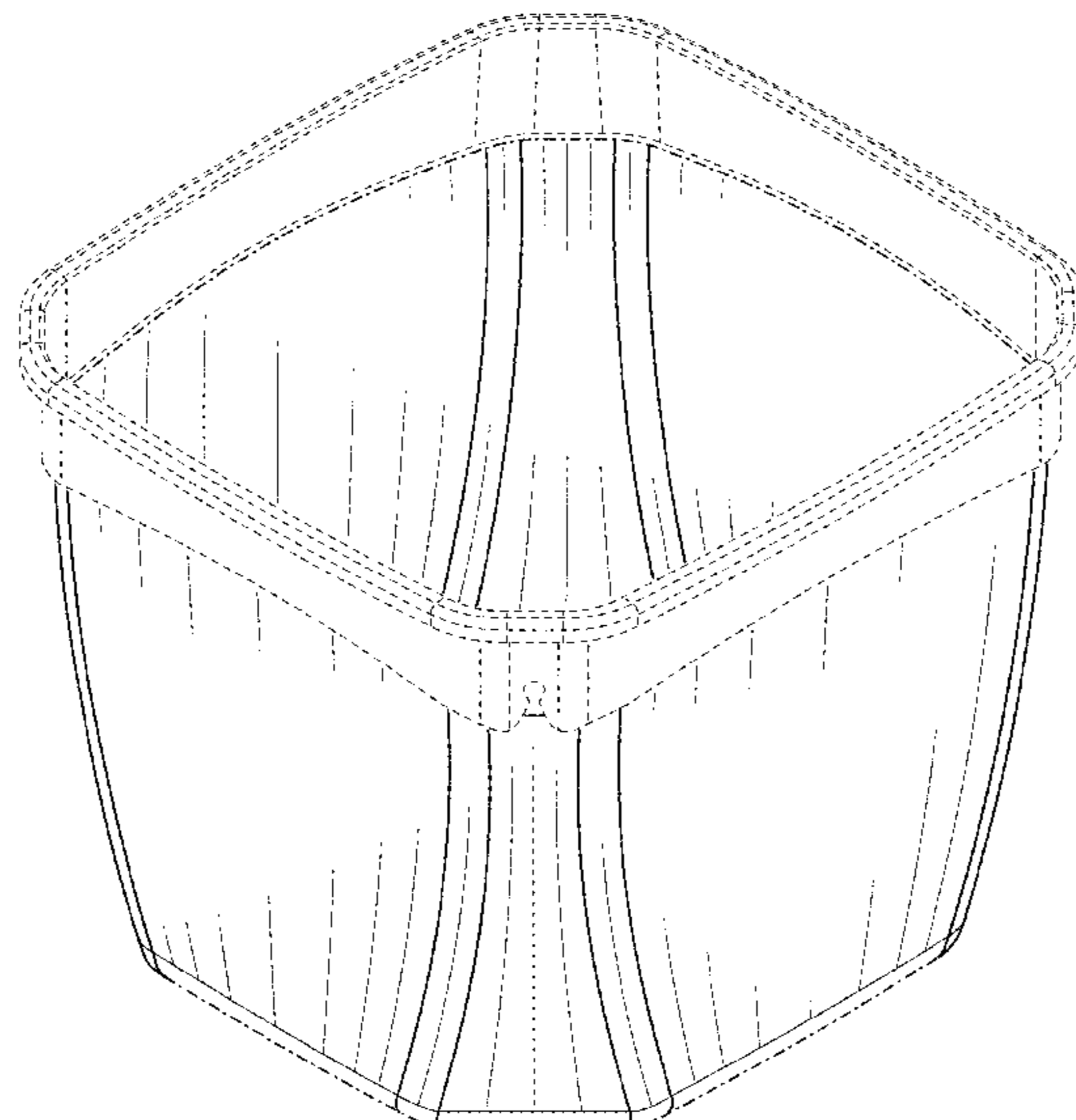
FIG. 1 is top perspective view of a container, showing our new design;;
FIG. 2 is a bottom view thereof;
FIG. 3 is a top view thereof;
FIG. 4 is a side view thereof, and the opposite side view being a mirror image thereof; and,
FIG. 5 is a front view thereof, and the rear view being a mirror image thereof.
The broken lines in the figures illustrate the portions of the design that form no part of the claimed design. The dot-dash broken lines immediately adjacent to the claimed areas in the views represent the boundaries of the design and form no part thereof. None of the broken lines form any part of the claimed design.

(56) **References Cited**

U.S. PATENT DOCUMENTS

D396,172 S	7/1998	Nask et al.	
D405,014 S	2/1999	Nask et al.	
D416,797 S	11/1999	Rabe et al.	
D439,839 S *	4/2001	Wolf	D9/425
D514,931 S	2/2006	Snedden et al.	
D528,412 S	9/2006	Snedden et al.	
D531,802 S *	11/2006	Zimmerman	D3/302

1 Claim, 5 Drawing Sheets



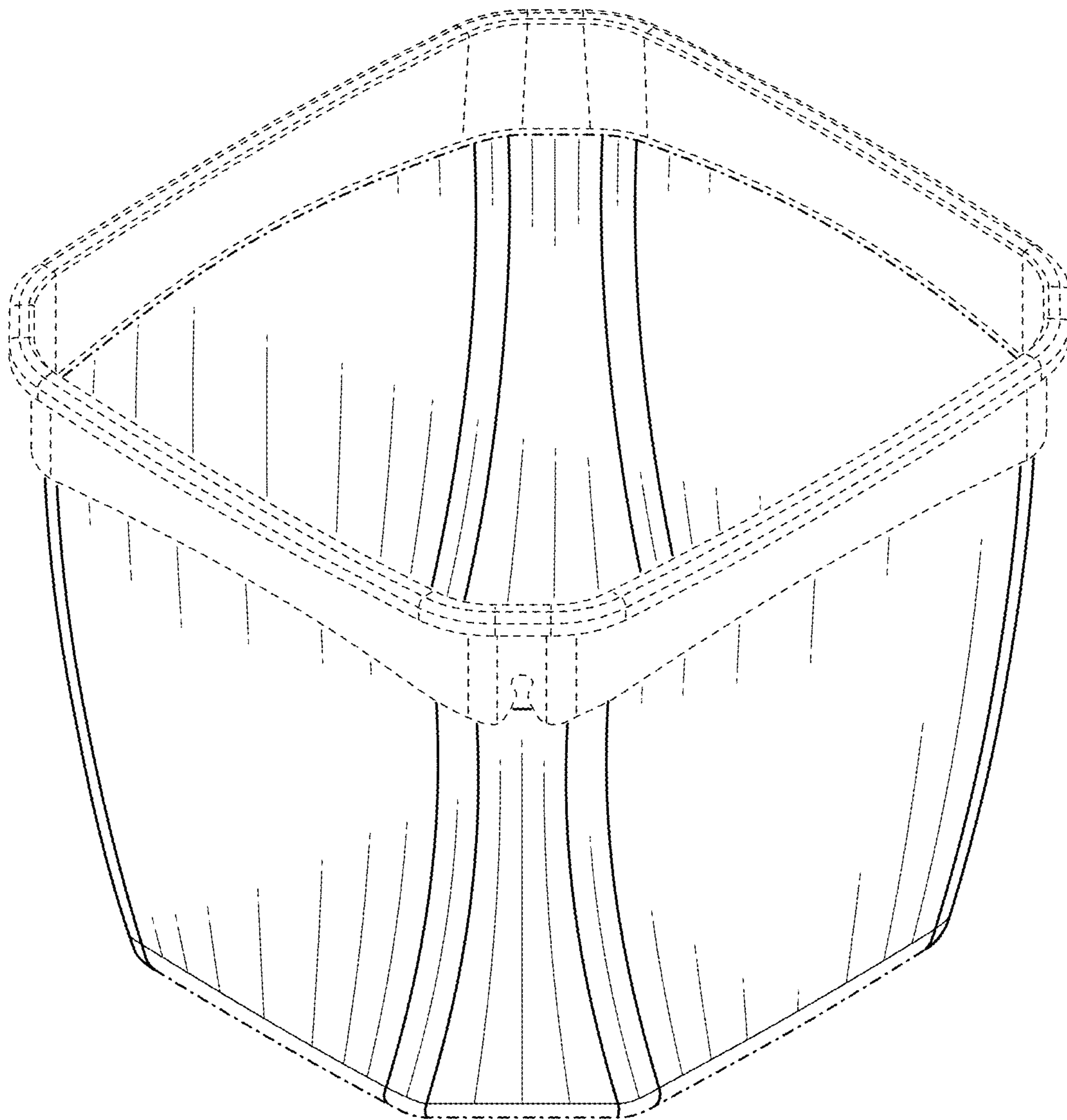


FIG. 1

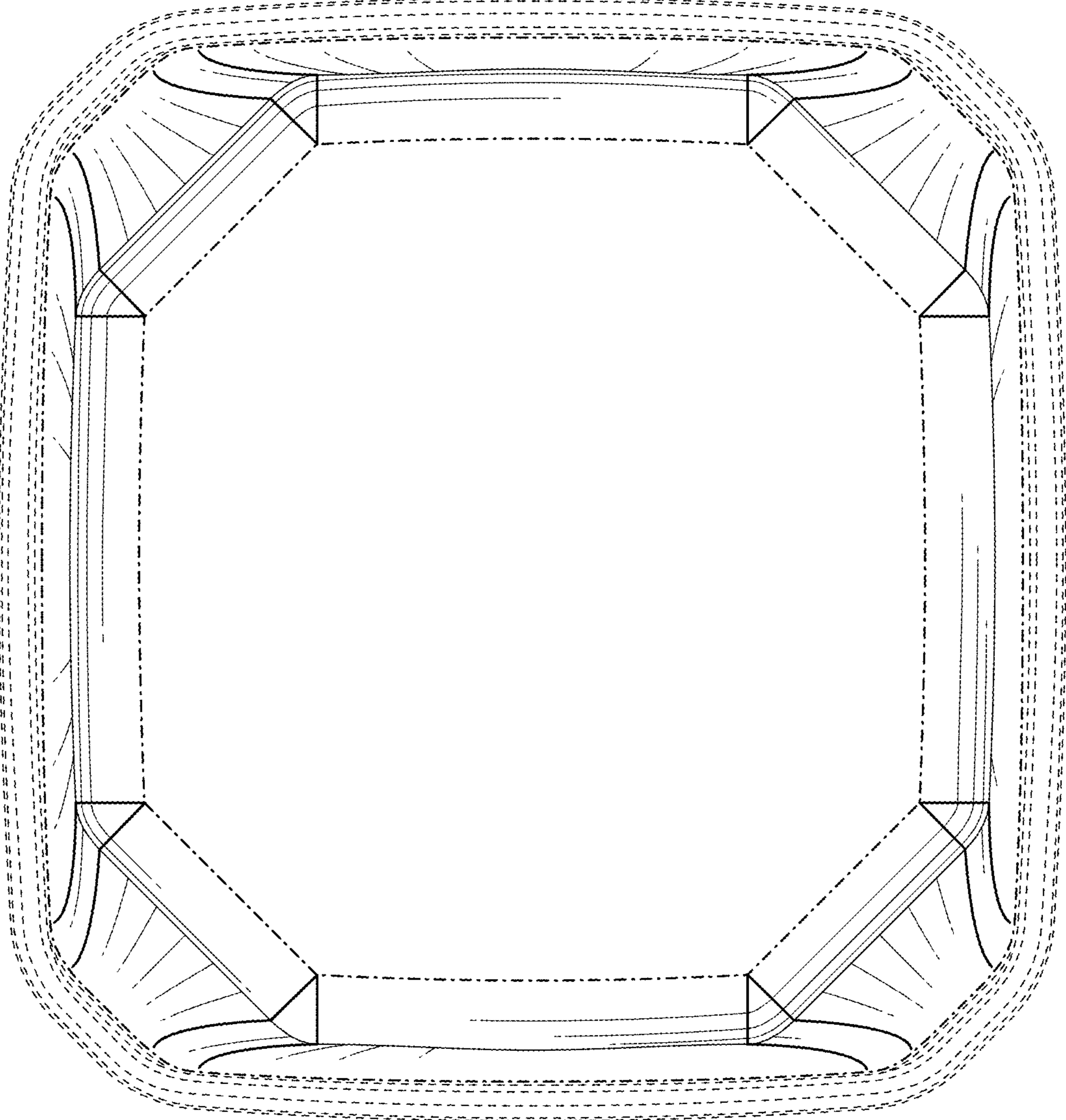


FIG. 2

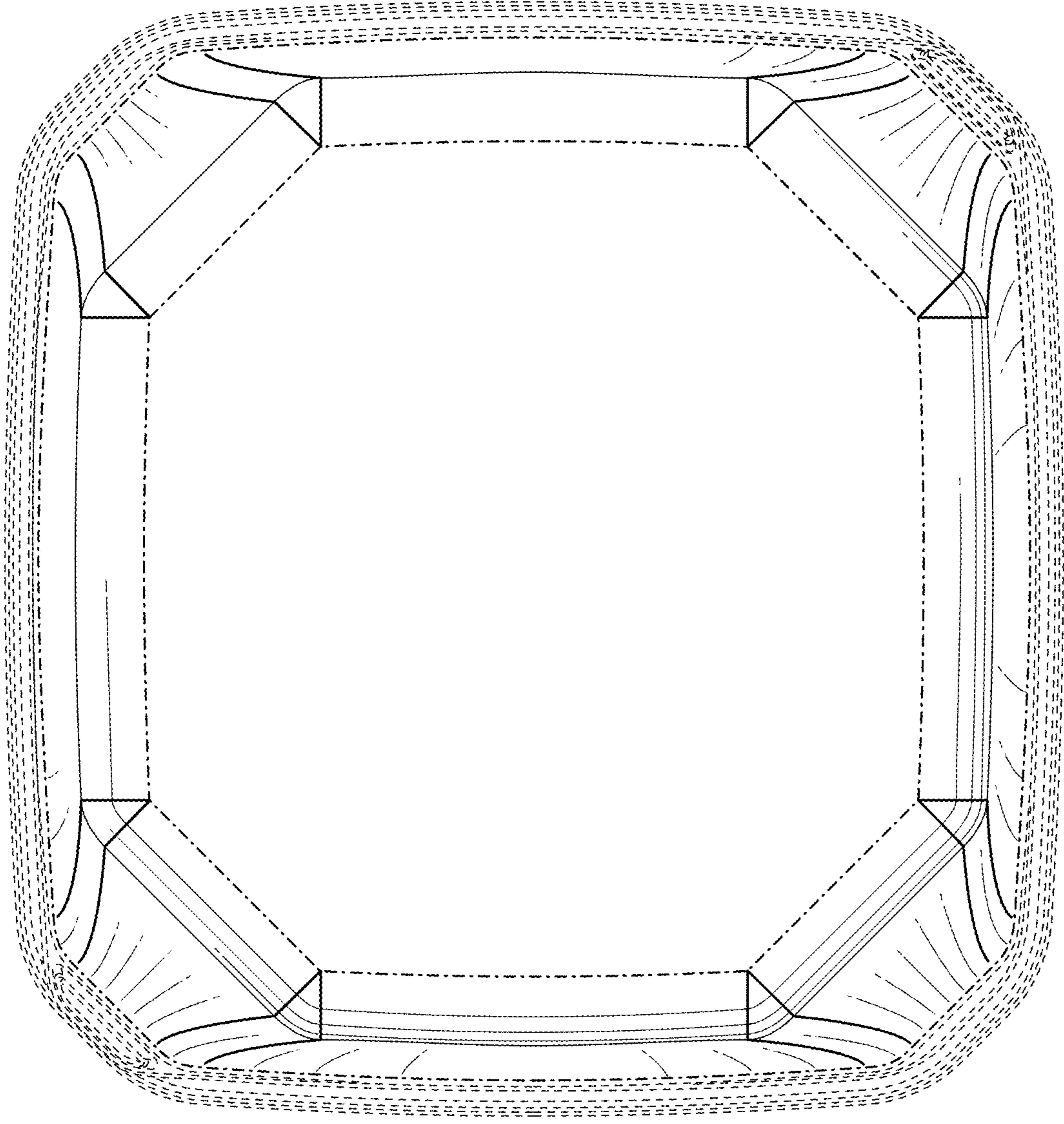


FIG. 3

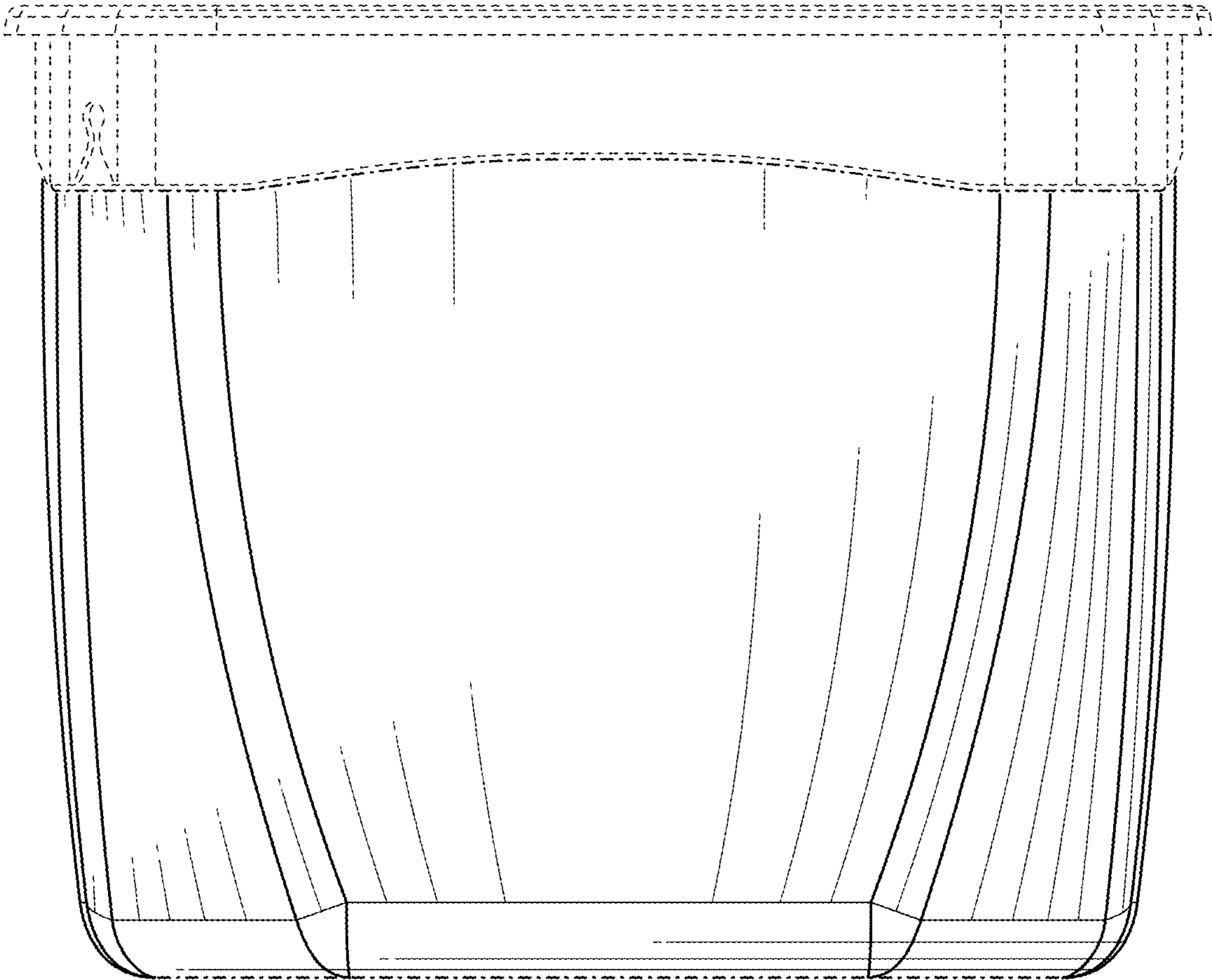


FIG. 4

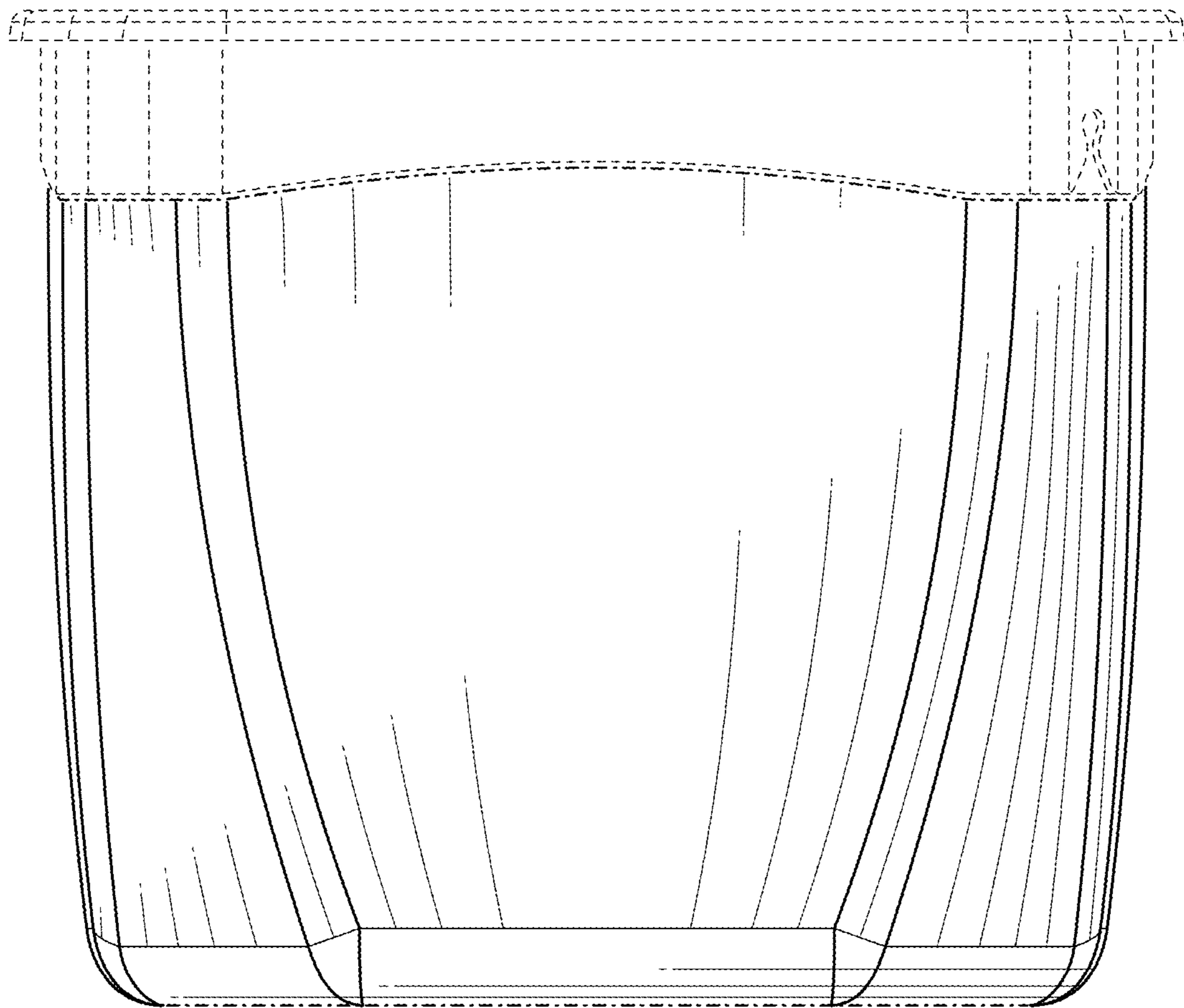


FIG. 5