



US00D896613S

(12) **United States Design Patent**
Gokcebay et al.

(10) **Patent No.:** **US D896,613 S**

(45) **Date of Patent:** **** Sep. 22, 2020**

(54) **ELECTRONIC LOCKER LOCK**

(71) Applicant: **Digilock Asia Ltd.**, Kowloon (HK)

(72) Inventors: **Asil T. Gokcebay**, Petaluma, CA (US);
Kelly Kodama, Walnut Creek, CA (US)

(73) Assignee: **Digilock Asia Ltd.**, Kowloon (HK)

(**) Term: **15 Years**

(21) Appl. No.: **29/671,030**

(22) Filed: **Nov. 21, 2018**

Related U.S. Application Data

(62) Division of application No. 29/589,959, filed on Jan. 5, 2017, now Pat. No. Des. 835,968.

(51) **LOC (12) Cl.** **08-07**

(52) **U.S. Cl.**
USPC **D8/331; D8/330**

(58) **Field of Classification Search**
USPC D8/301, 302, 330, 331, 349, 400, 499;
70/57, 57.1, 14, 20, 91, 92, 102, 141,
70/237, 262, 263, 266, 278.1, 279.1, 416,
70/465, 442, 443, 214, 78, 447; 340/5.6,
340/5.61, 5.64, 5.73, 286.01, 542, 547,
(Continued)

(56) **References Cited**

U.S. PATENT DOCUMENTS

4,148,092 A 4/1979 Martin
4,899,562 A * 2/1990 Gartner G07C 9/0069
70/277

(Continued)

Primary Examiner — Elizabeth J Oswecki

(74) *Attorney, Agent, or Firm* — Thomas M. Freiburger

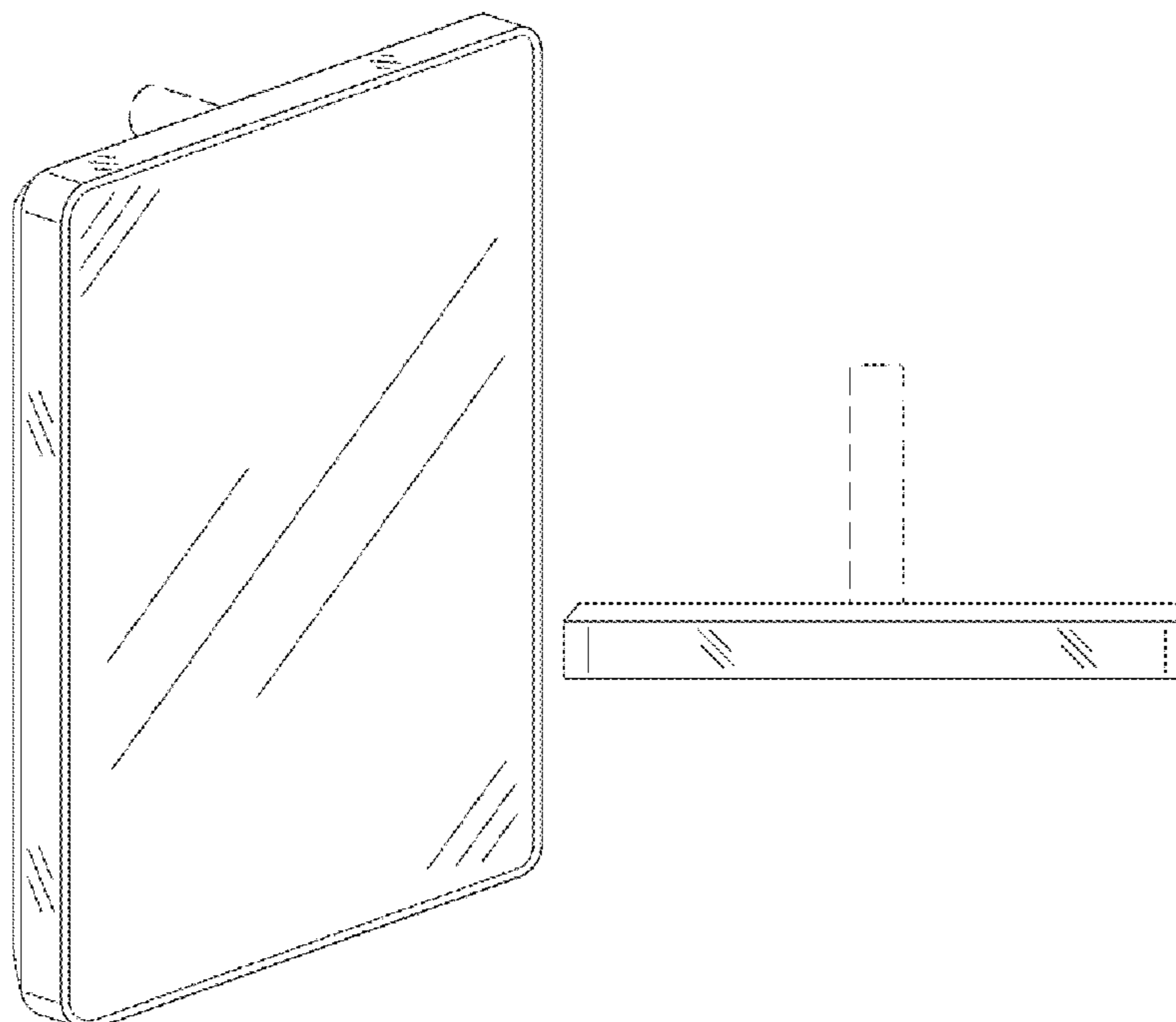
(57) **CLAIM**

The ornamental design for an electronic locker lock, as shown and described.

DESCRIPTION

FIG. 1 is a front, left perspective view of a first embodiment of an electronic locker lock, showing our new design; FIG. 2 is a top plan view thereof; FIG. 3 is a left side elevation view thereof; FIG. 4 is a front elevation view thereof; FIG. 5 is a right side elevation view thereof; FIG. 6 is a bottom plan view thereof; FIG. 7 is a front, left perspective view of a second embodiment of an electronic locker lock, showing our new design; FIG. 8 is a top plan view thereof; FIG. 9 is a left side elevation view thereof; FIG. 10 is a front elevation view thereof; FIG. 11 is a right side elevation view thereof; FIG. 12 is a bottom plan view thereof; FIG. 13 is a front, left perspective view of a third embodiment of an electronic locker lock, showing our new design; FIG. 14 is a top plan view thereof; FIG. 15 is a left side elevation view thereof; FIG. 16 is a front elevation view thereof; FIG. 17 is a right side elevation view thereof; FIG. 18 is a bottom plan view thereof; FIG. 19 is a front, left perspective view of a fourth embodiment of an electronic locker lock, showing our new design; FIG. 20 is a top plan view thereof; FIG. 21 is a left side elevation view thereof; FIG. 22 is a front elevation view thereof; FIG. 23 is a right side elevation view thereof; and, FIG. 24 is a bottom plan view thereof. Features shown in dashed lines are not part of the claimed design.

1 Claim, 4 Drawing Sheets



(58) **Field of Classification Search**
 USPC 340/545.1, 545.7; 292/336.3, 257, 194,
 292/195, 198, 164, 165
 CPC E05B 49/00; E05B 41/00; E05B 65/00;
 E05B 65/52; E05B 51/00; B65D 55/07
 See application file for complete search history.

(56) **References Cited**

U.S. PATENT DOCUMENTS

4,926,664 A 5/1990 Gartner et al.
 5,033,282 A 7/1991 Gartner et al.
 D327,856 S 7/1992 Lowe et al.
 D331,888 S 12/1992 Lade
 5,894,277 A 4/1999 Keskin et al.
 6,016,955 A 1/2000 De Rooij et al.
 D426,833 S 6/2000 Vanelli
 D495,578 S 9/2004 Sampson et al.
 D512,898 S 12/2005 Metivier et al.
 7,336,150 B2 2/2008 Gokcebay et al.
 8,490,443 B2* 7/2013 Gokcebay G07C 9/00666
 70/78
 8,495,898 B2* 7/2013 Gokcebay G07C 9/00666
 70/214
 D730,712 S 6/2015 Gokcebay et al.
 D730,714 S 6/2015 Gokcebay et al.
 D730,715 S 6/2015 Gokcebay et al.
 D731,286 S 6/2015 Gokcebay et al.
 D731,287 S 6/2015 Gokcebay et al.
 D733,519 S 7/2015 Gokcebay et al.
 D734,125 S 7/2015 Kodama
 D734,650 S 7/2015 Kodama
 D737,114 S 8/2015 Gokcebay et al.
 D752,945 S 4/2016 Gokcebay et al.
 D752,947 S 4/2016 Gokcebay et al.

D752,948 S 4/2016 Gokcebay et al.
 D752,949 S 4/2016 Gokcebay et al.
 D753,463 S 4/2016 Gokcebay et al.
 D762,100 S 7/2016 Gokcebay et al.
 D762,101 S 7/2016 Gokcebay et al.
 D762,102 S 7/2016 Gokcebay et al.
 D762,103 S 7/2016 Gokcebay et al.
 D764,255 S 8/2016 Gokcebay et al.
 D764,891 S 8/2016 Gokcebay et al.
 D764,892 S 8/2016 Gokcebay et al.
 D764,893 S 8/2016 Gokcebay et al.
 9,422,746 B1* 8/2016 Zhang E05B 65/025
 9,536,359 B1* 1/2017 Gokcebay E05B 47/06
 D804,278 S* 12/2017 Gokcebay D8/331
 D804,279 S* 12/2017 Gokcebay D8/331
 D809,896 S* 2/2018 Gokcebay D8/331
 D818,345 S* 5/2018 Morstatt D8/330
 D832,074 S* 10/2018 Gokcebay D8/331
 D832,075 S* 10/2018 Gokcebay D8/331
 D832,076 S* 10/2018 Gokcebay D8/331
 D832,077 S* 10/2018 Gokcebay D8/331
 D832,078 S* 10/2018 Gokcebay D8/331
 D832,079 S* 10/2018 Gokcebay D8/331
 D832,080 S* 10/2018 Gokcebay D8/331
 D832,676 S* 11/2018 Gokcebay D8/331
 D835,968 S* 12/2018 Gokcebay D8/331
 D836,417 S* 12/2018 Gokcebay D8/331
 D836,418 S* 12/2018 Gokcebay D8/331
 D837,631 S* 1/2019 Han D8/331
 D840,214 S* 2/2019 Leites D8/353
 D844,411 S* 4/2019 Griswold D8/331
 D844,414 S* 4/2019 Leites D8/353
 2007/0144226 A1* 6/2007 Miao E05B 37/16
 70/214
 2014/0318199 A1* 10/2014 Gokcebay E05C 3/042
 70/278.1

* cited by examiner

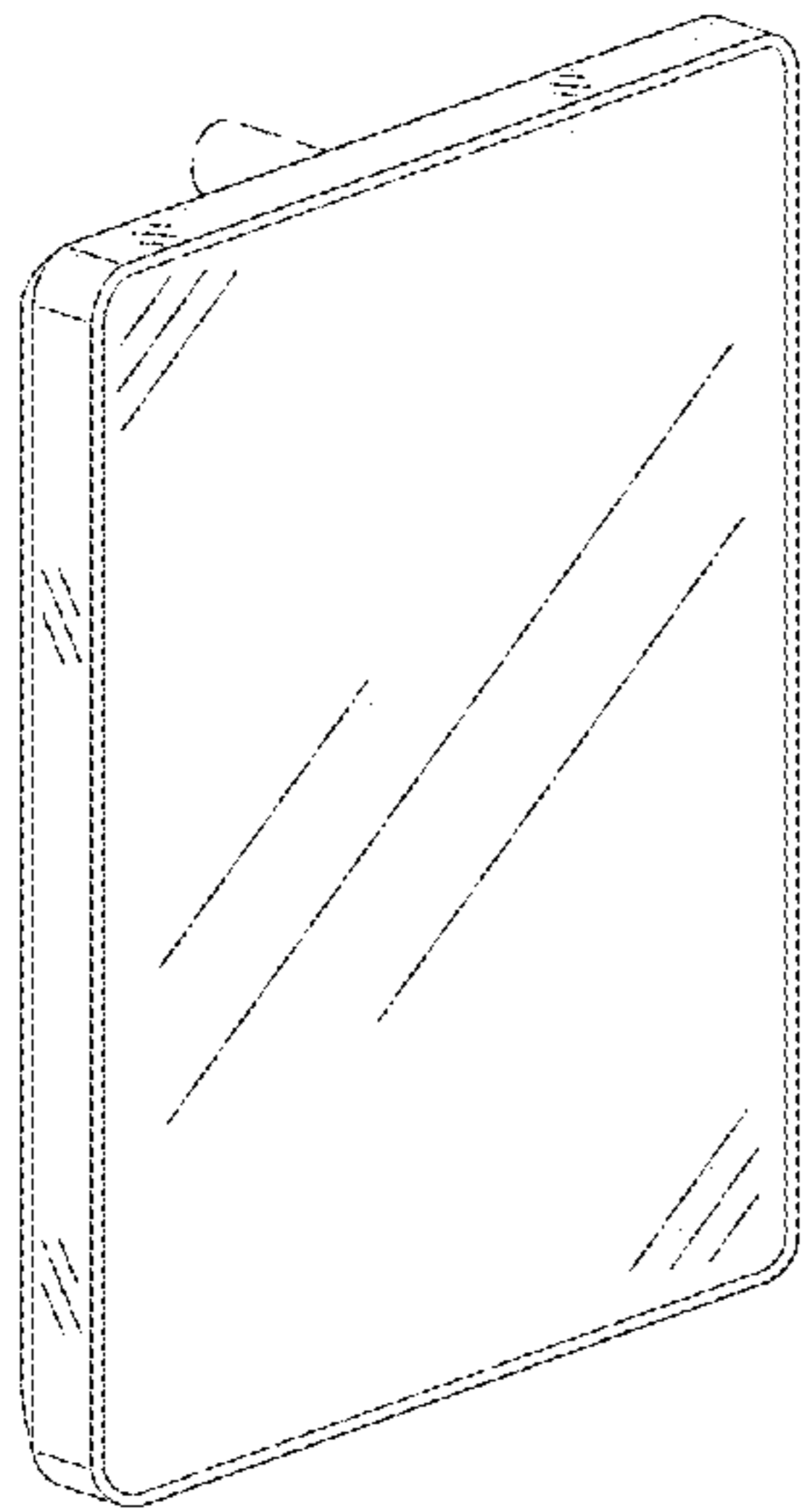


FIG. 1

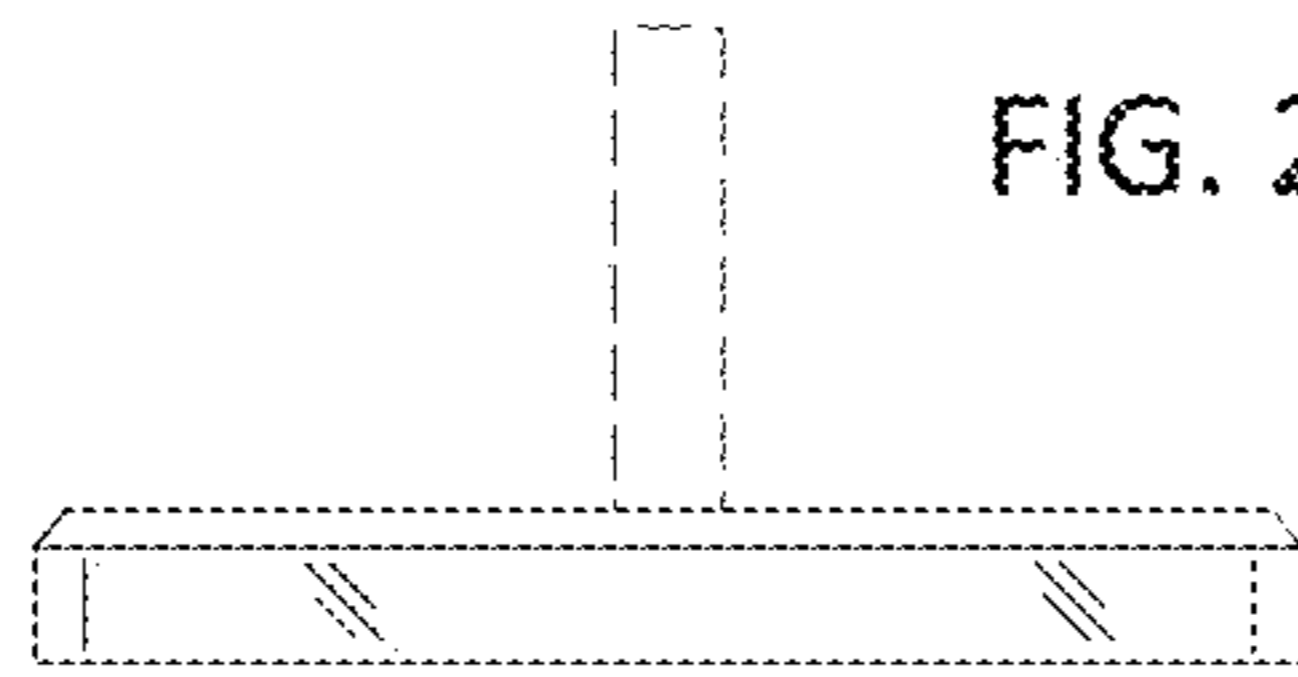


FIG. 2




FIG. 3




FIG. 4




FIG. 5

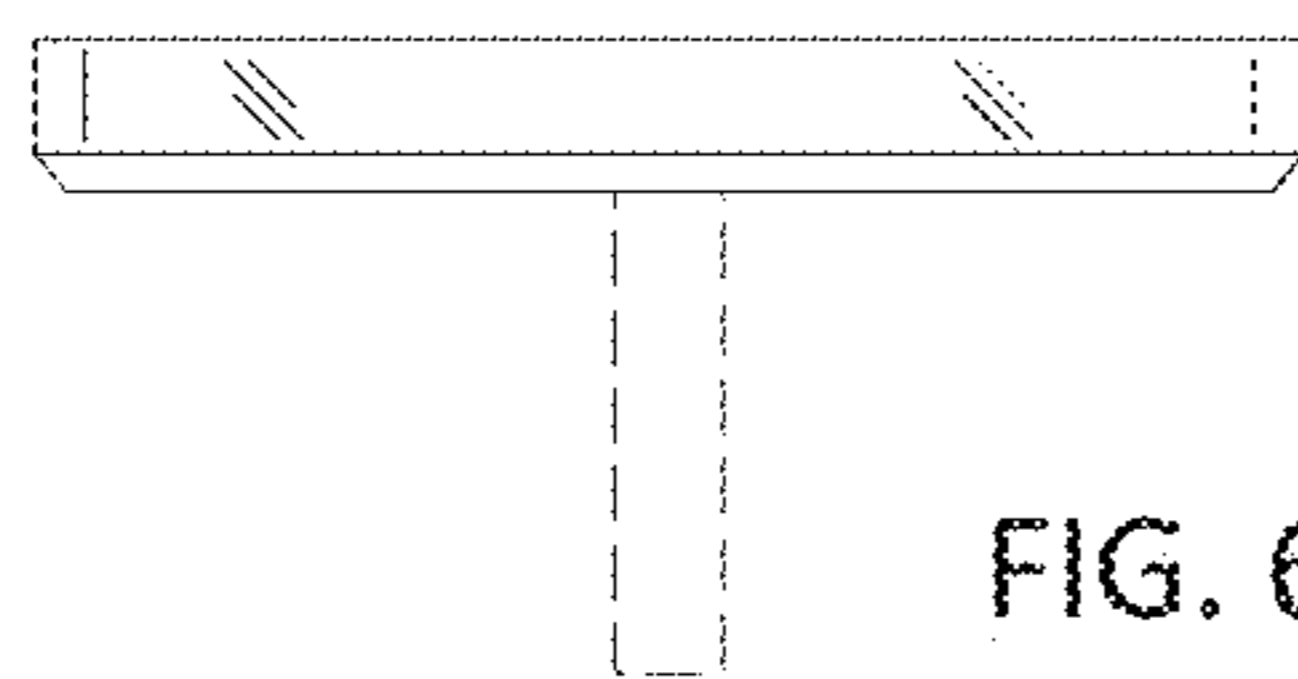


FIG. 6

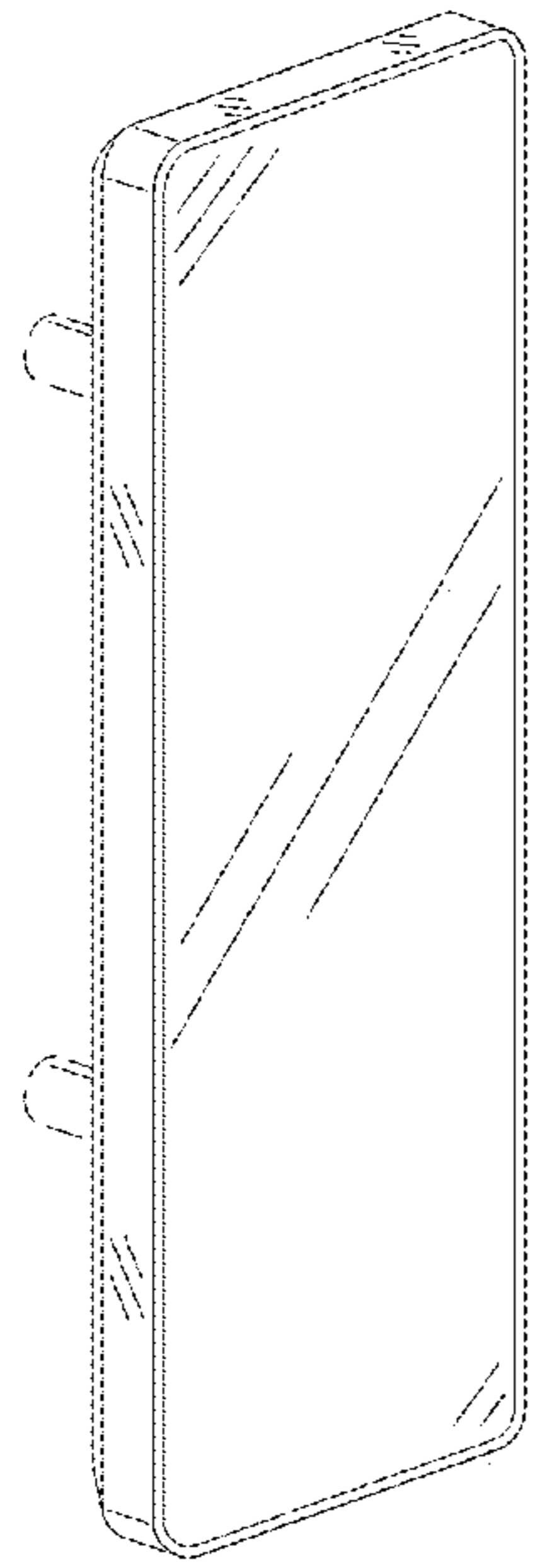


FIG. 7

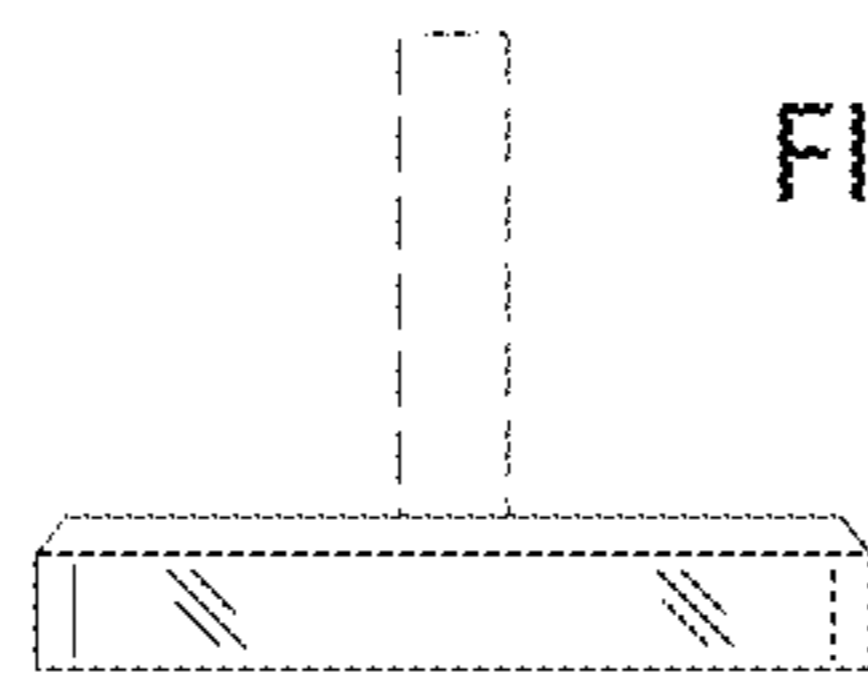


FIG. 8




FIG. 9

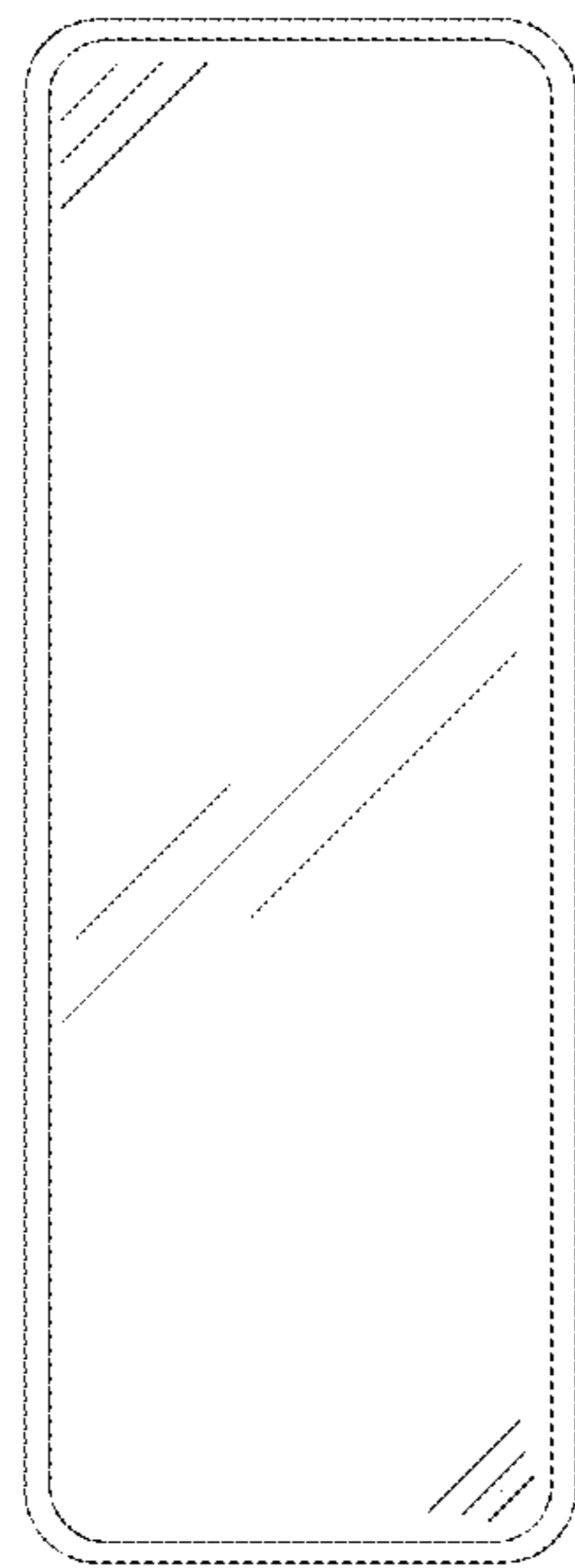


FIG. 10




FIG. 11

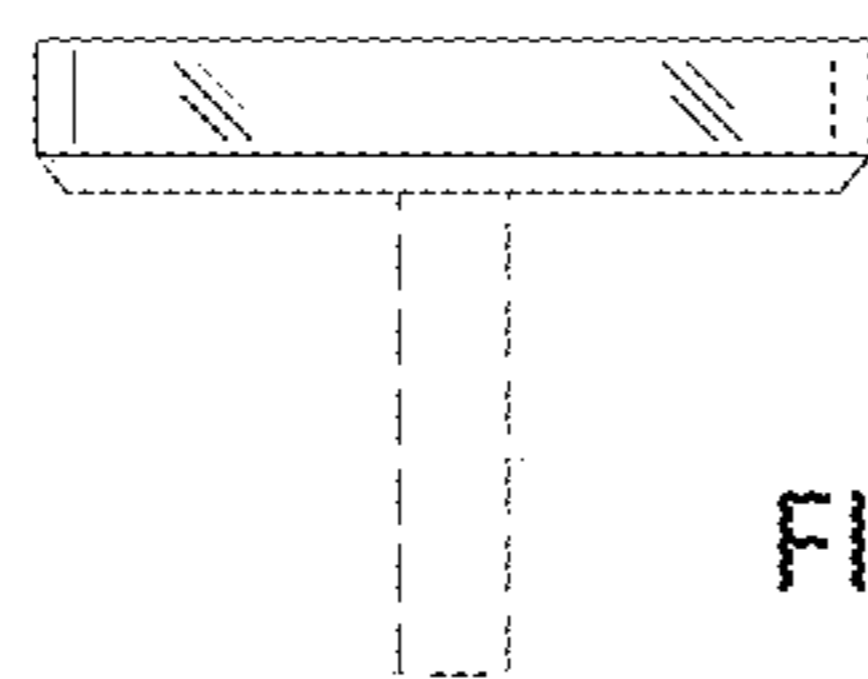


FIG. 12

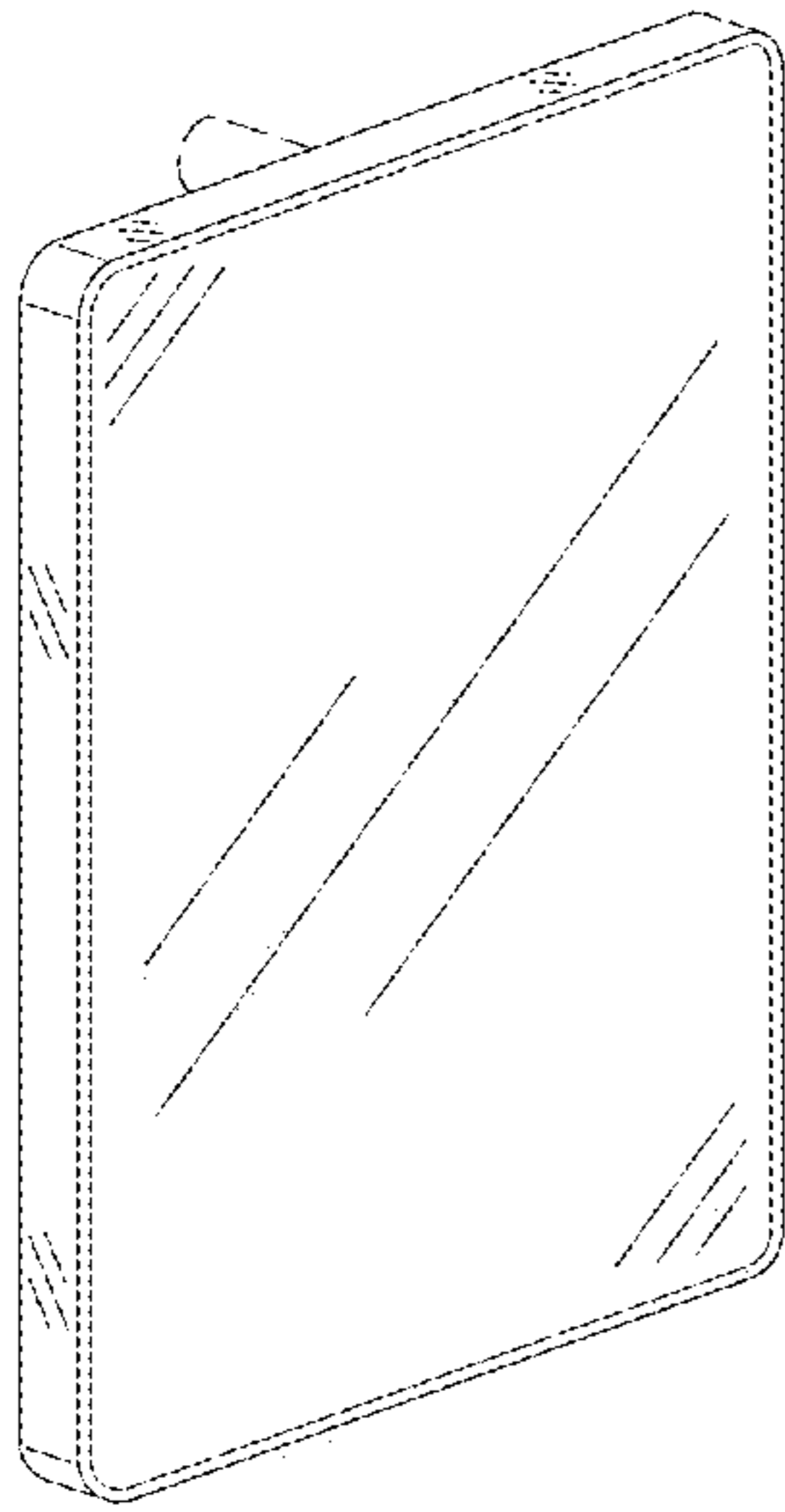


FIG. 13

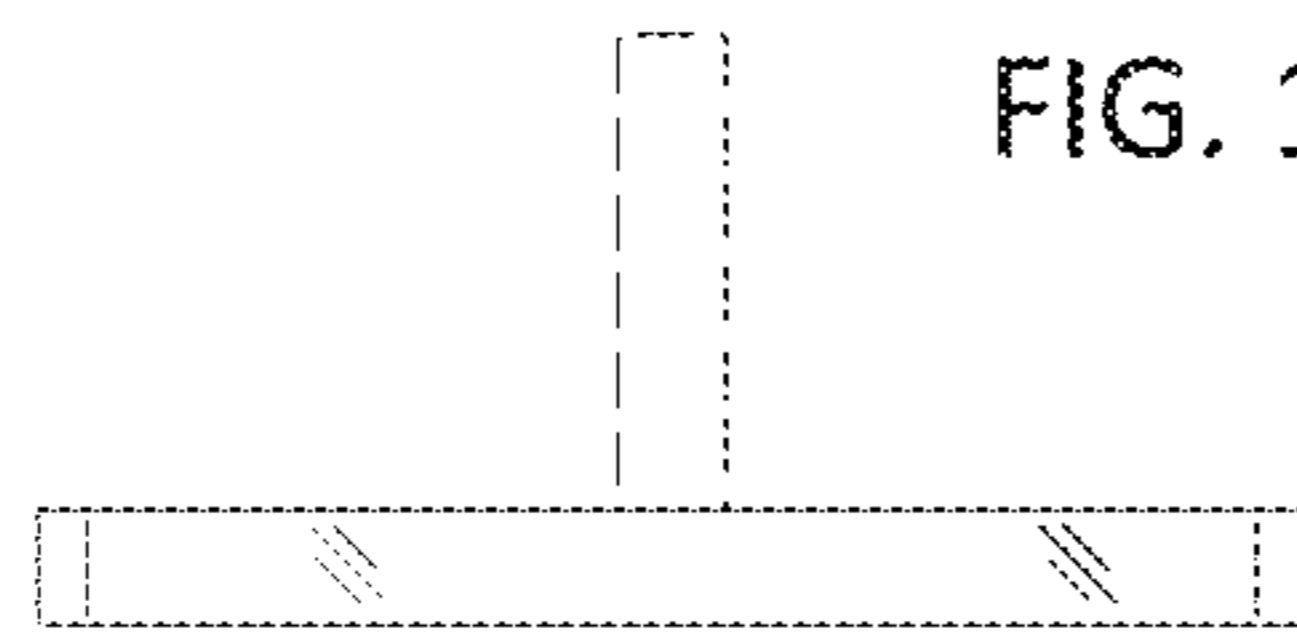


FIG. 14




FIG. 15

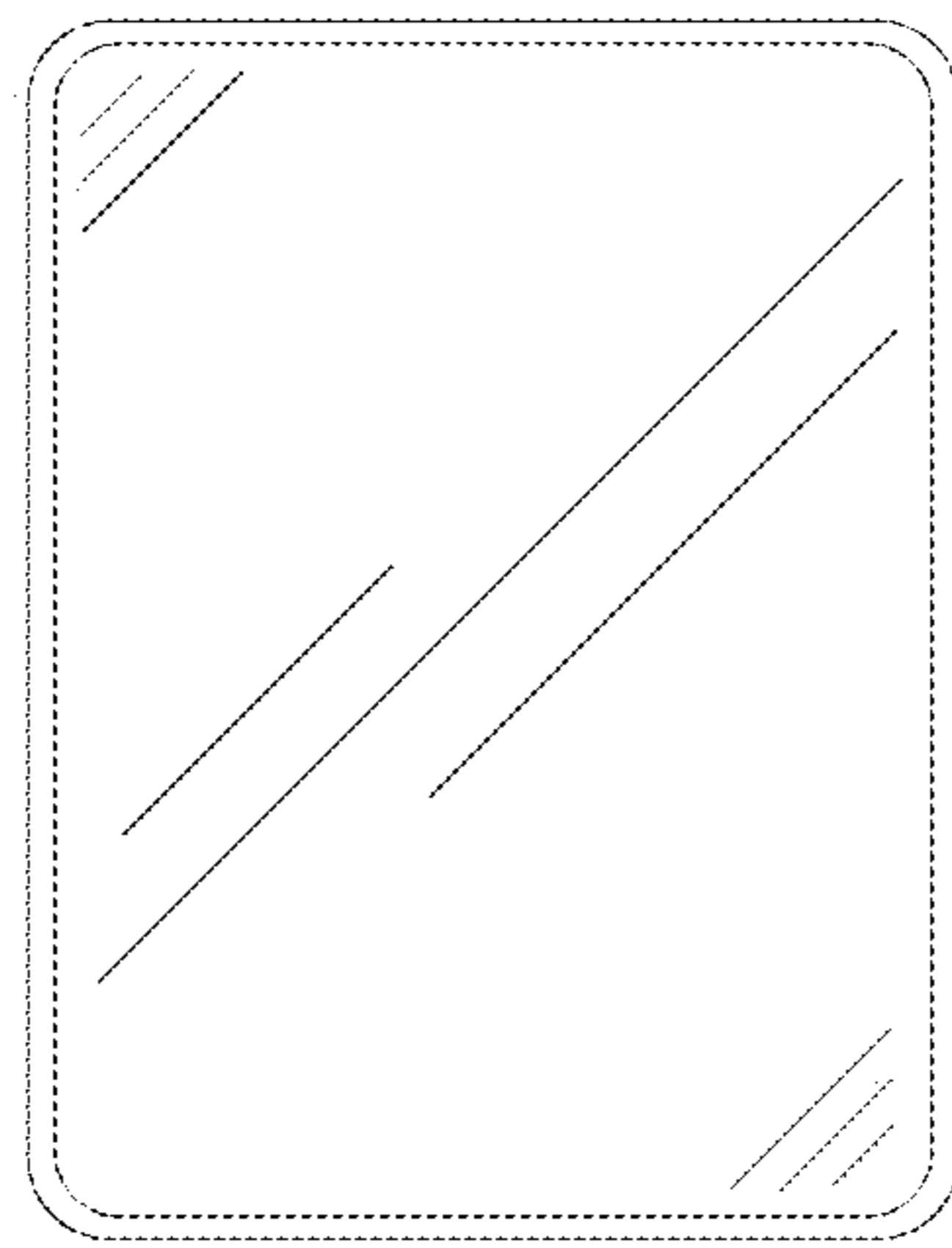


FIG. 16

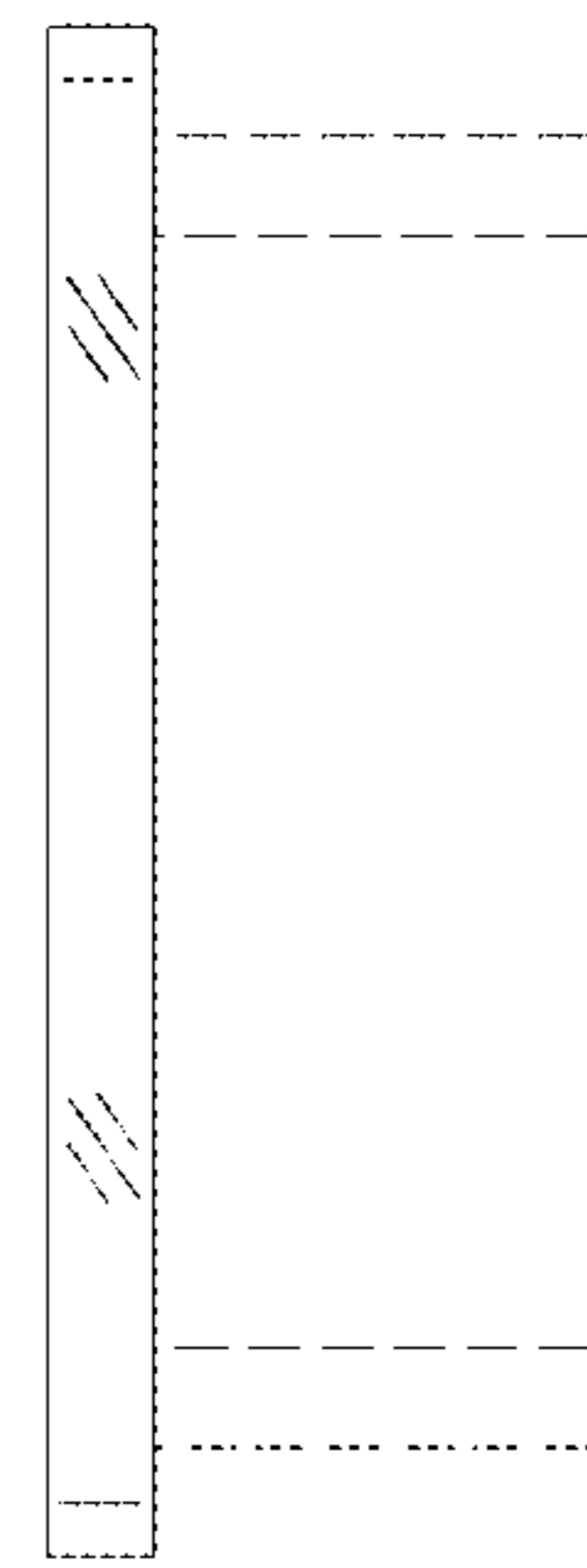


FIG. 17

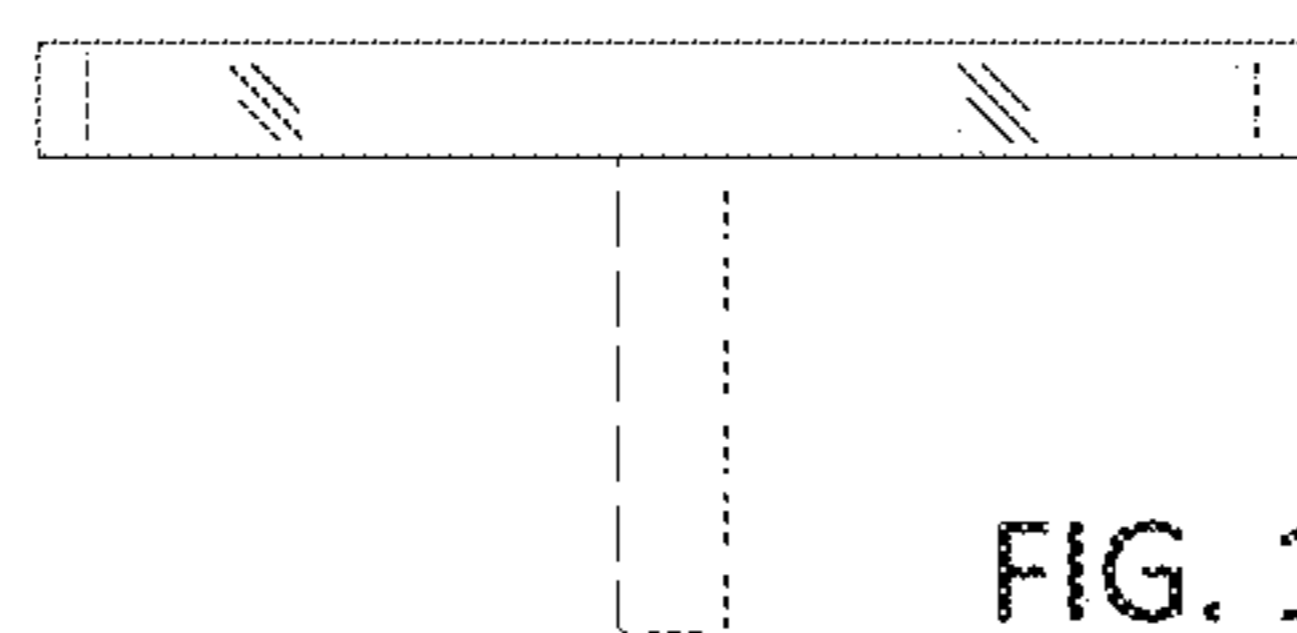


FIG. 18

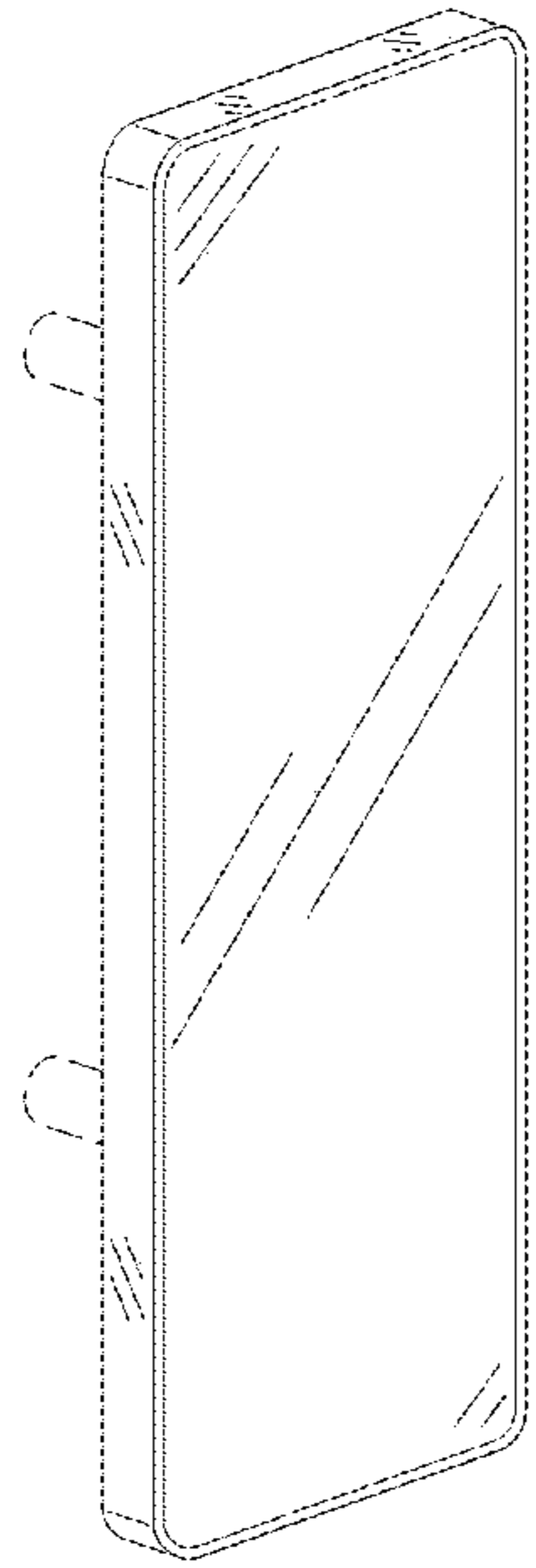


FIG. 19

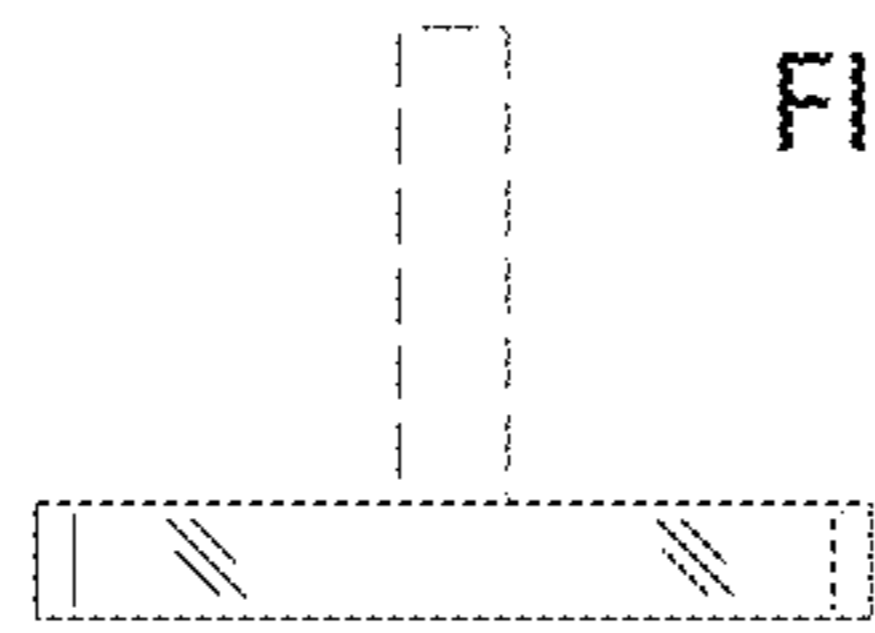


FIG. 20




FIG. 21

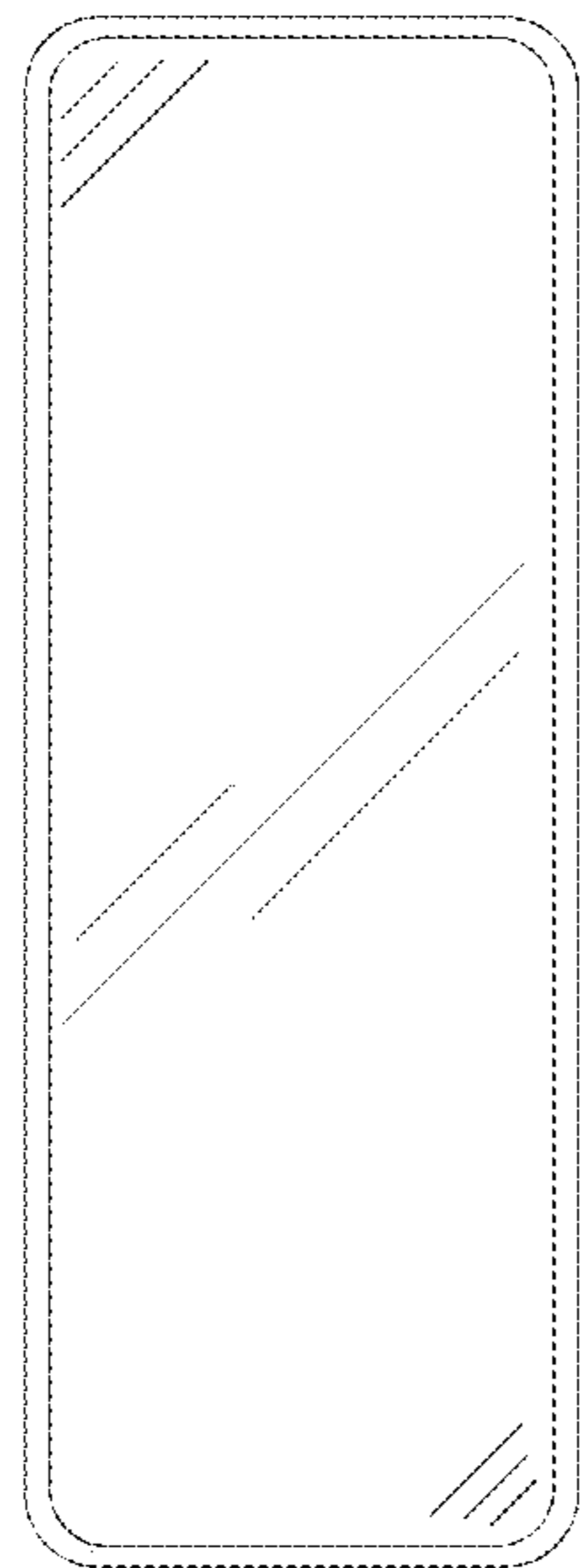


FIG. 22




FIG. 23

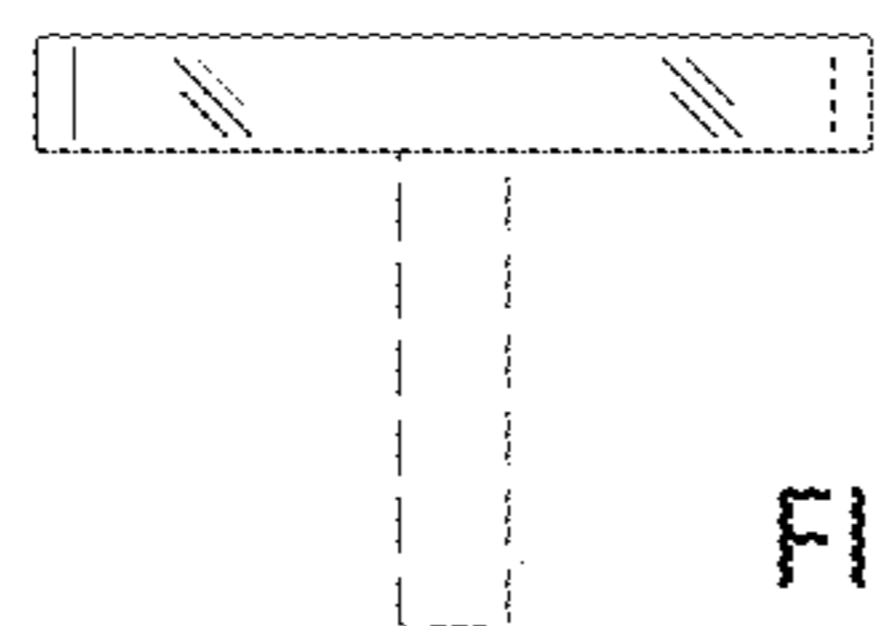


FIG. 24