



US00D896584S

(12) **United States Design Patent** (10) **Patent No.:** **US D896,584 S**
Harrell et al. (45) **Date of Patent:** **** Sep. 22, 2020**

(54) **STOVE GRATE** D524,601 S * 7/2006 Vetter F24C 15/107
D7/408
(71) Applicant: **Dometic Sweden AB**, Solna (SE) D538,581 S 3/2007 Lee
D564,838 S 3/2008 Shin et al.
(72) Inventors: **Dustin Harrell**, Goodlettsville, TN D599,608 S 9/2009 Grumm et al.
(US); **Samuele Meda**, Solna (SE); D622,537 S 8/2010 Kim et al.
Kristoffer Olsson, Stockholm (SE) D628,017 S * 11/2010 Funnell D7/408
D628,431 S 12/2010 Funnell et al.
D629,638 S 12/2010 Funnell et al.
(73) Assignee: **Dometic Sweden AB**, Solna (SE) (Continued)

(**) Term: **15 Years**

FOREIGN PATENT DOCUMENTS

(21) Appl. No.: **29/627,123**

CN 304863114 S 10/2018

(22) Filed: **Nov. 22, 2017**

OTHER PUBLICATIONS

(51) **LOC (12) Cl.** **07-02**

Chinese Patent Application No. 201830235109.2 filed May 21, 2018 entitled "Stove".

(52) **U.S. Cl.**

USPC **D7/408**

(Continued)

(58) **Field of Classification Search**

USPC D7/407, 408, 409, 402, 339, 340, 341,
D7/346, 347, 362; D23/397, 402
CPC F24C 15/107; F24C 15/12; F24C 15/36;
F24C 3/08; F24C 3/082; F24C 5/00;
F24C 3/085; F24C 7/067; F24C 7/062;
F24C 7/082; F24C 7/081; A47J 37/0709
See application file for complete search history.

Primary Examiner — Jae Liang

(74) *Attorney, Agent, or Firm* — Middleton Reutlinger

(57)

CLAIM

The ornamental design for a stove grate, as shown and described.

(56) **References Cited**

DESCRIPTION

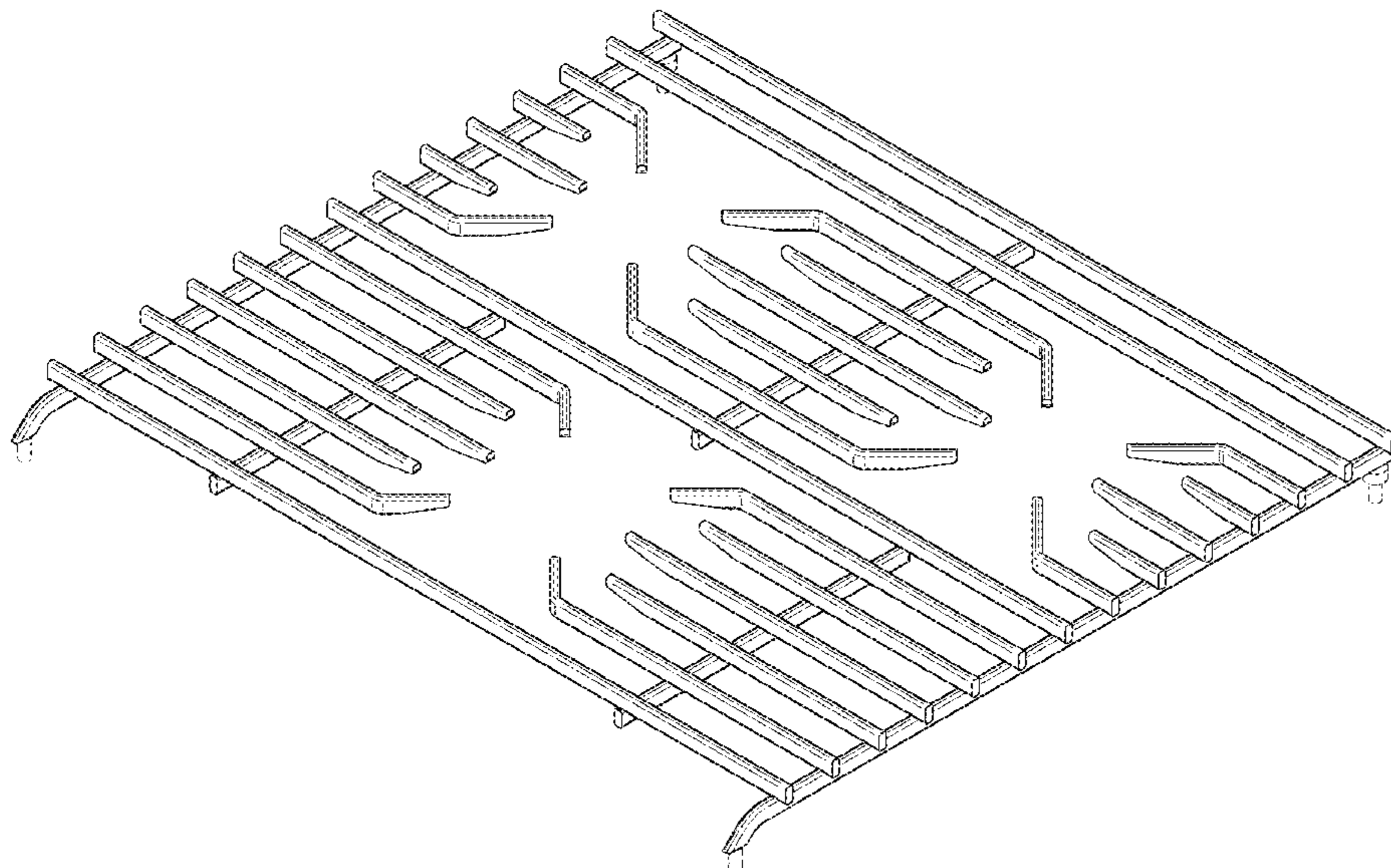
U.S. PATENT DOCUMENTS

3,142,295 A 7/1964 Blee
5,119,802 A 6/1992 Cherry et al.
D343,336 S 1/1994 Falk
D369,062 S * 4/1996 Holbrook, Jr. D7/408
D392,502 S 3/1998 Ashcraft et al.
D393,774 S 4/1998 Ashcraft et al.
5,931,151 A 8/1999 Van Dore et al.
6,257,228 B1 7/2001 Braccini
D479,781 S 9/2003 Pottenger et al.
D479,942 S 9/2003 Pottenger et al.
D480,261 S 10/2003 Pottenger et al.
D495,202 S * 8/2004 Becker D7/346
D510,227 S * 10/2005 Baldwin D7/340

FIG. 1 is an upper perspective view of a stove grate design; FIG. 2 is a top view of the stove grate of FIG. 1; FIG. 3 is a bottom view of the stove grate of FIG. 1; FIG. 4 is a first side view of the stove grate of FIG. 1; FIG. 5 is a second side view of the stove grate of FIG. 1; FIG. 6 is a front view of the stove grate of FIG. 1; FIG. 7 is a rear view of the stove grate of FIG. 1; and, FIG. 8 is a lower perspective view of the stove grate of FIG. 1.

The broken line disclosure represents unclaimed portions of the stove grate in which the design is embodied.

1 Claim, 6 Drawing Sheets



(56)

References Cited

OTHER PUBLICATIONS

U.S. PATENT DOCUMENTS

D634,579 S * 3/2011 Funnell, II D7/346
 D684,424 S * 6/2013 Funnell D7/408
 D722,818 S 2/2015 Pionek et al.
 D722,820 S * 2/2015 Pionek D7/408
 D724,382 S * 3/2015 Pionek D7/406
 D731,845 S * 6/2015 Kim D7/340
 D752,386 S 3/2016 Pionek et al.
 D755,009 S 5/2016 Kim et al.
 D763,616 S 8/2016 Kim et al.
 D765,459 S * 9/2016 Shoemaker D7/339
 D771,437 S 11/2016 Segers et al.
 D778,111 S * 2/2017 Shoemaker D7/346
 D779,262 S 2/2017 Kim et al.
 D781,648 S 3/2017 Shoemaker
 D798,662 S 10/2017 Shoemaker et al.
 D804,245 S 12/2017 Segers et al.
 D810,493 S 2/2018 Harrell et al.
 D811,165 S * 2/2018 Sadtler D7/408
 D812,415 S 3/2018 Best et al.
 D812,959 S 3/2018 Kim
 D816,386 S 5/2018 Kim
 D817,066 S 5/2018 Shoemaker
 D817,691 S 5/2018 Kim et al.
 D821,802 S 7/2018 Jeon et al.
 D839,038 S 1/2019 Bell
 D843,159 S * 3/2019 Kim D7/346
 D846,944 S * 4/2019 Incukur D7/408
 D851,439 S * 6/2019 Harrell D7/346
 D851,978 S 6/2019 Bell
 D851,979 S 6/2019 Bell
 D857,452 S * 8/2019 Sadtler D7/408
 D859,054 S * 9/2019 Kim D7/340
 D872,516 S 1/2020 Bell
 D873,062 S 1/2020 Bell
 10,527,292 B2 1/2020 Bell
 D874,209 S 2/2020 Harrell et al.
 2011/0120446 A1 * 5/2011 Simms F23D 14/06
 126/39 E
 2019/0154264 A1 5/2019 Harrell
 2019/0383497 A1 * 12/2019 Cowan F24C 3/027

Restriction Requirement issued in U.S. Appl. No. 29/627,084 dated Oct. 11, 2018.
 Dometic 2016 Product Catalogue, Cooking, pp. 95-96. Nov. 18, 2015.
 Design U.S. Appl. No. 29/627,084, filed Nov. 22, 2017 entitled "Stove".
 Design U.S. Appl. No. 29/627,085, filed Nov. 22, 2017 entitled "Stove".
 U.S. Appl. No. 62/589,769, filed Nov. 22, 2017 entitled "Stove".
 Design U.S. Appl. No. 29/633,001, filed Jan. 11, 2018 entitled "Cooktop Cover".
 Chinese Patent Application No. 201830235110.5 filed May 21, 2018 entitled "Stove Grate".
 Design U.S. Appl. No. 29/715,462, filed Dec. 2, 2019 entitled "Stove Grate".
 Restriction Requirement mailed in Design U.S. Appl. No. 29/627,085 dated Oct. 31, 2018.
 Notice of Allowance mailed in Design U.S. Appl. No. 29/627,085 dated Jan. 24, 2019.
 Notice of Allowance mailed in Design U.S. Appl. No. 29/627,084 dated Jul. 15, 2019.
 Notice of Allowance issued in Design U.S. Appl. No. 29/627,084 dated Oct. 2, 2019.
 Design U.S. Appl. No. 29/690,322, filed May 7 2019 entitled "Stove".
 Design U.S. Appl. No. 29/690,324, filed May 7, 2019 entitled "Stove".
 Non Final Office Action issued in U.S. Appl. No. 16/196,430 dated Apr. 3, 2020.
 Notice of Allowance issued in Design U.S. Appl. No. 29/690,324 dated Apr. 15, 2020.
 Notice of Allowance issued in Design U.S. Appl. No. 29/690,322 dated Apr. 15, 2020.
 Notice of Allowance issued in Design U.S. Appl. No. 29/690,324, dated May 8, 2020.
 Notice of Allowance issued in Design U.S. Appl. No. 29/690,322, dated May 8, 2020.
 Design U.S. Appl. No. 29/744,797, filed Jul. 31, 2020, entitled "Stove".

* cited by examiner

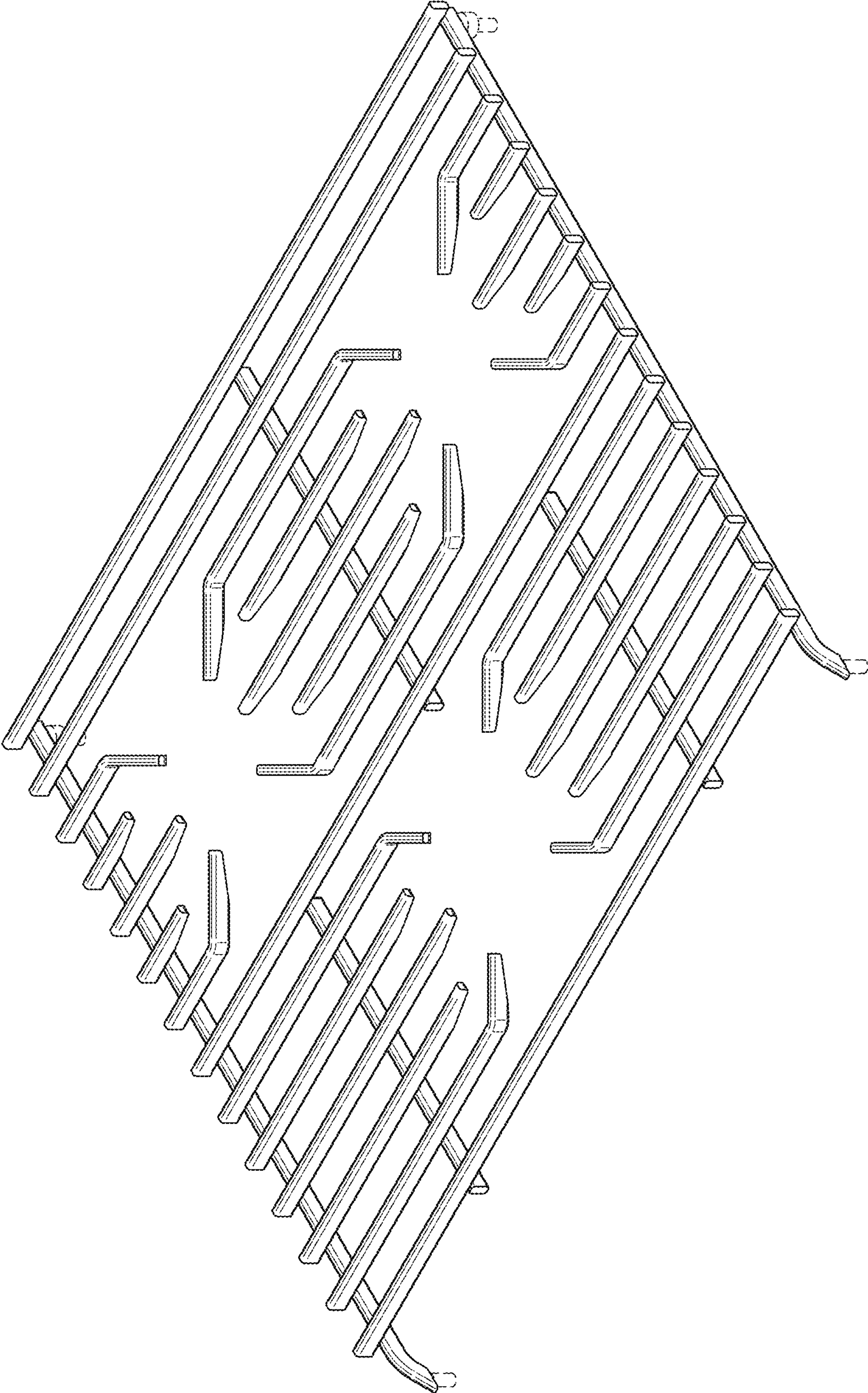


FIG. 1

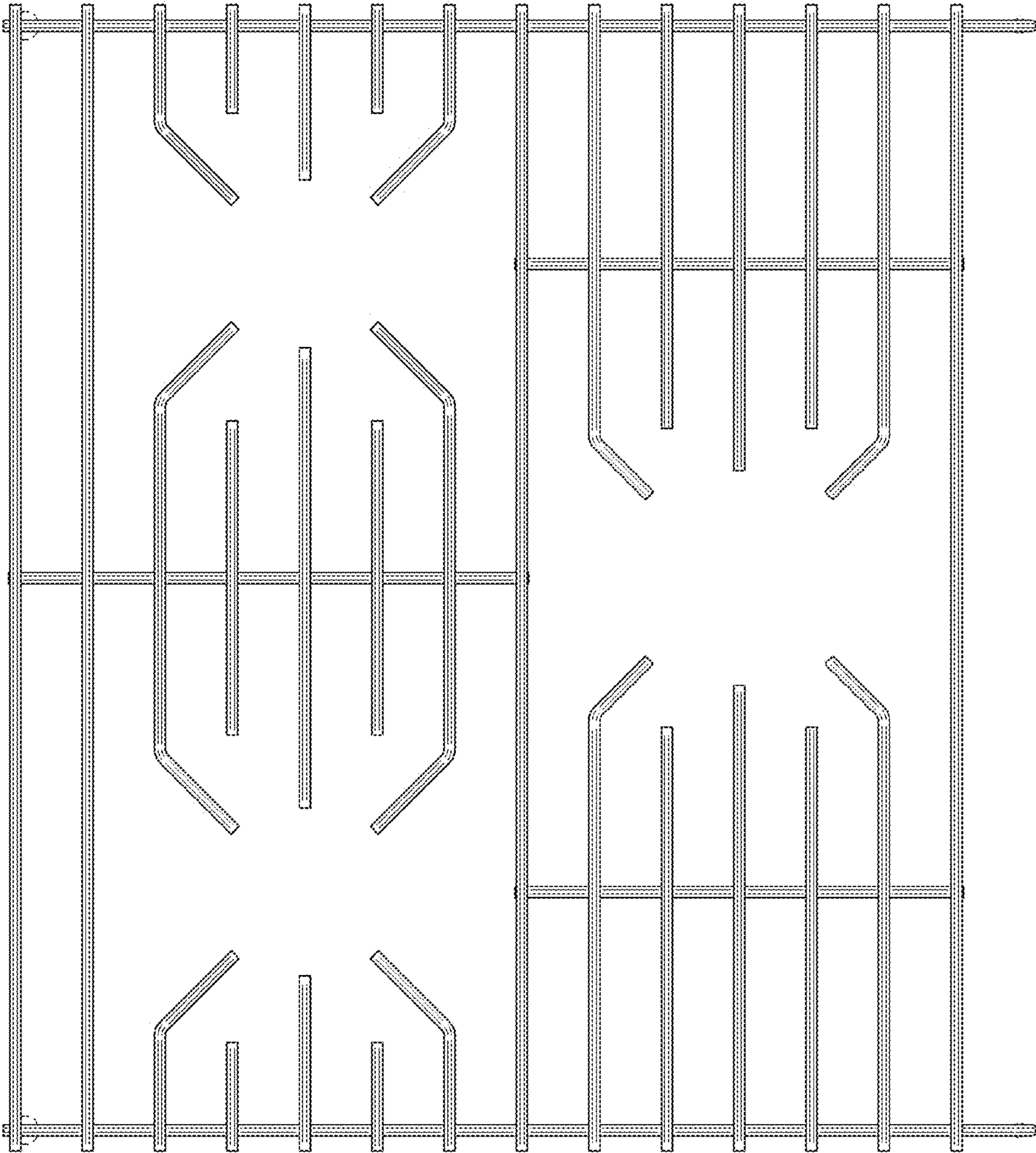


FIG. 2

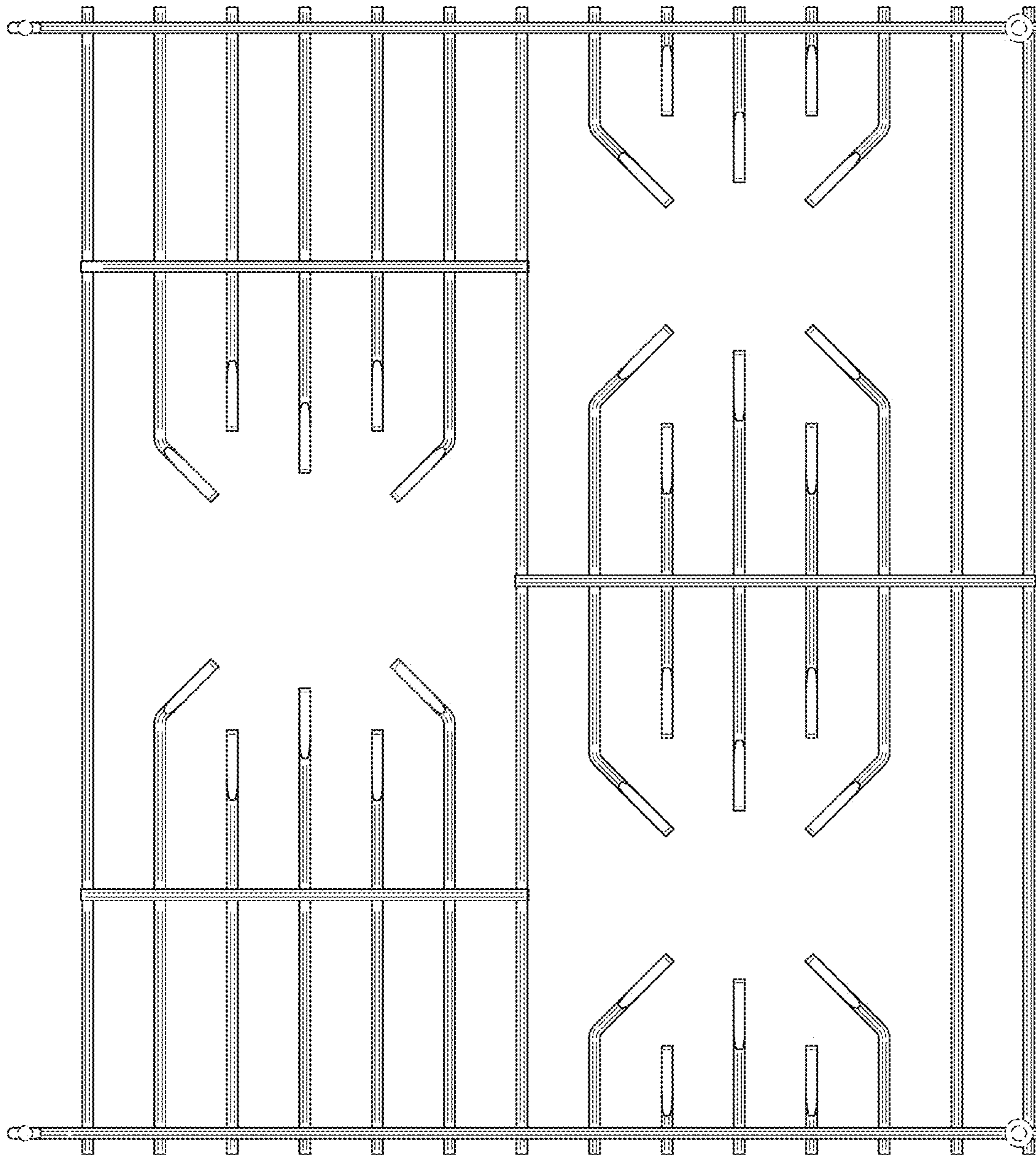


FIG. 3

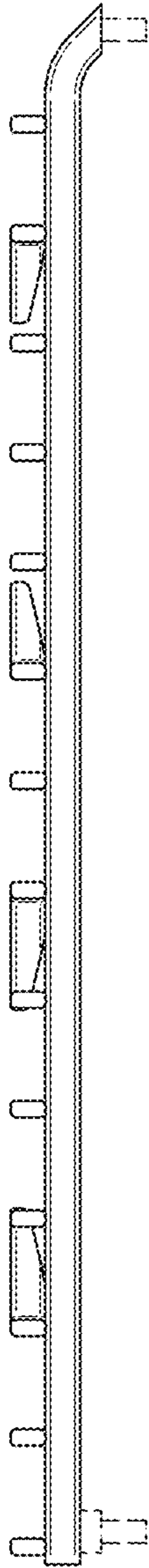


FIG. 4

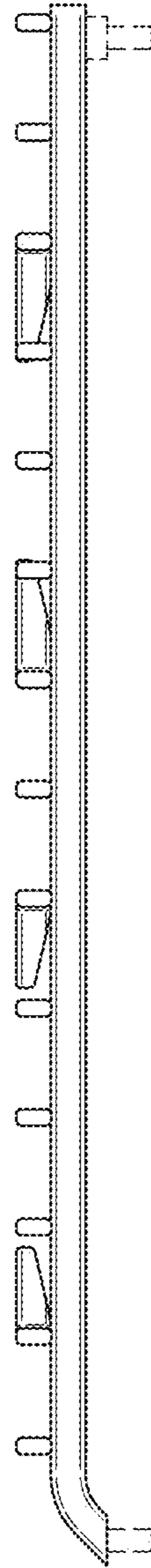


FIG. 5

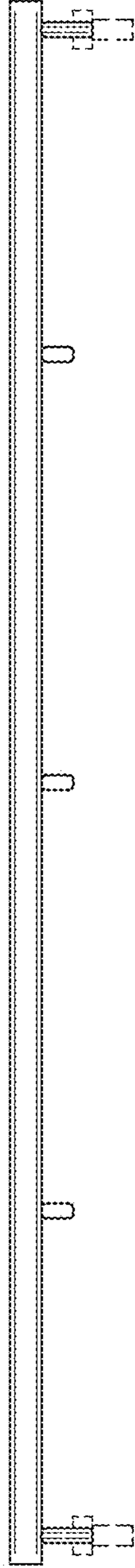


FIG. 6

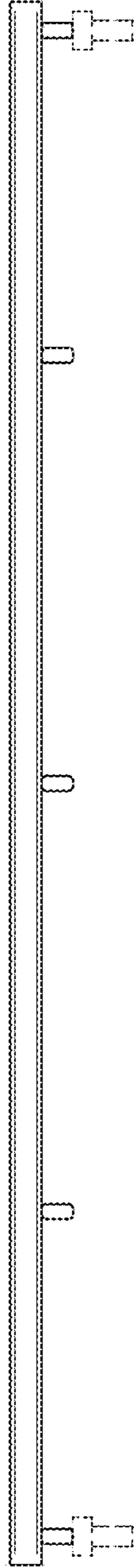


FIG. 7

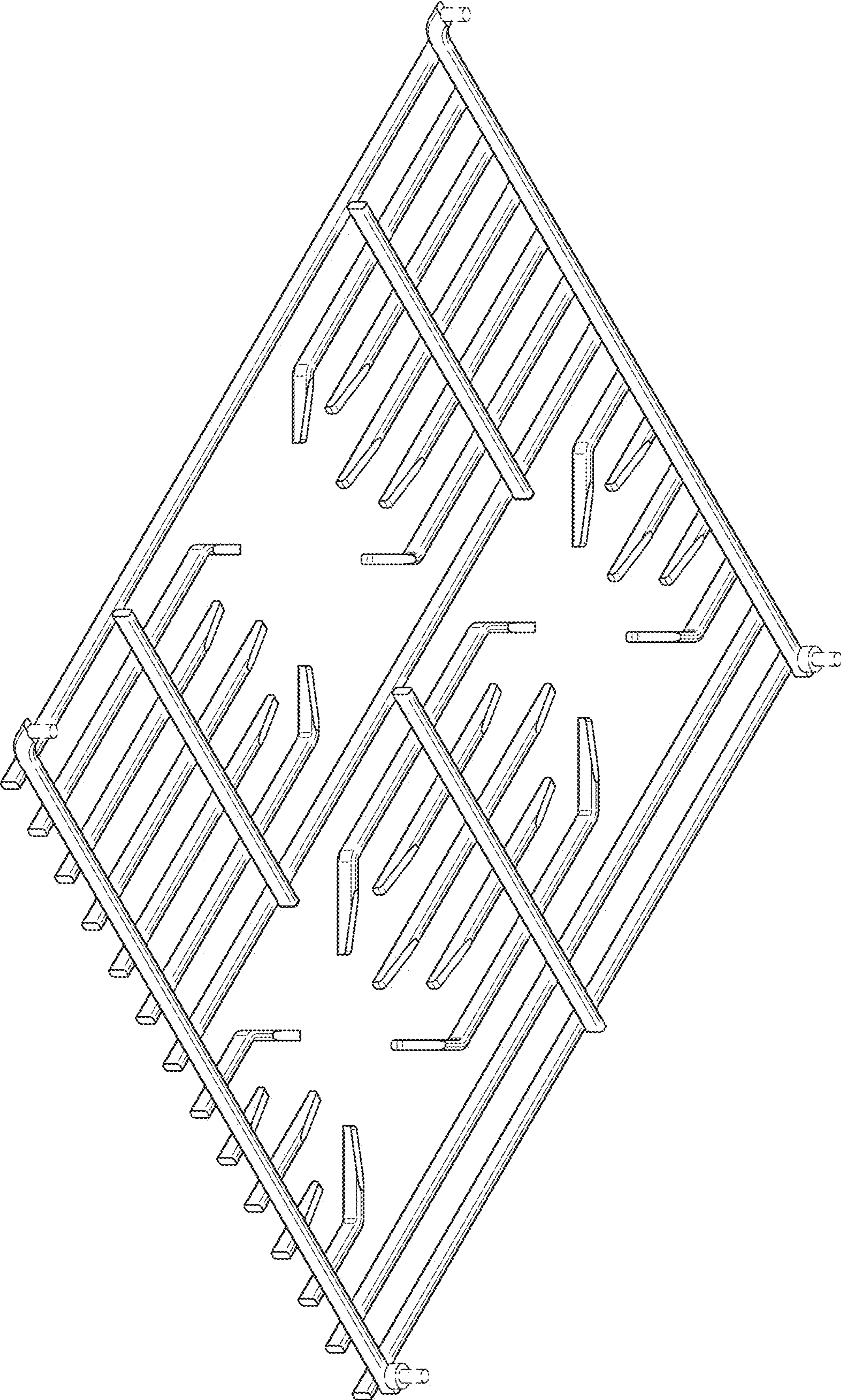


FIG. 8