



US00D896558S

(12) **United States Design Patent** (10) **Patent No.:** **US D896,558 S**
Bruelle (45) **Date of Patent:** **** Sep. 22, 2020**

(54) **TABLE**
(71) Applicant: **Paul Bruelle**, Saint-Die-des-Vosges (FR)

D739,167 S * 9/2015 Barber D6/692
D836,959 S * 1/2019 de la Haye A47B 13/12
D6/692.4
2002/0126499 A1* 9/2002 Bender A47B 13/12
362/551

(72) Inventor: **Paul Bruelle**, Saint-Die-des-Vosges (FR)

(**) Term: **15 Years**

(21) Appl. No.: **35/506,812**

(22) Filed: **Feb. 14, 2019**

(80) **Hague Agreement Data**

Int. Filing Date: **Feb. 14, 2019**
Int. Reg. No.: **DM/201158**
Int. Reg. Date: **Feb. 14, 2019**
Int. Reg. Pub. Date: **Jun. 7, 2019**

(51) **LOC (12) Cl.** **06-03**

(52) **U.S. Cl.**
USPC **D6/692.5**

(58) **Field of Classification Search**
USPC D6/685, 686, 692, 692.1-692.6, 677, D6/677.1
CPC A47B 7/00; A47B 13/00; A47B 13/02; A47B 13/04; A47B 13/06; A47B 13/08; A47B 13/10; A47B 13/12; A47B 17/00; A47B 2200/0001; A47B 2200/0011; A47B 2200/002

See application file for complete search history.

(56) **References Cited**

U.S. PATENT DOCUMENTS

D125,002 S * 2/1941 Mildwoff D6/692
D679,522 S * 4/2013 Hamill D6/692

OTHER PUBLICATIONS

Design No. 303582557, Registration Date Feb. 10, 2016—China Publication Date—Feb. 10, 2016 WIPO Global Design Database, available at <https://www3.wipo.int/designdb/en/index.jsp>.
Design No. D0505749-0004, Registration Date Nov. 26, 2008—Spain Applicant—Gonzalo Salas Pena, Creator—Gonzalo De Salas WIPO Global Design Database, available at <https://www3.wipo.int/designdb/en/index.jsp>.
Design No. 000140678-0002, Registration Date Mar. 3, 2004—European Union Intellectual Property Office (EUIPO) Publication Date—Jun. 1, 2004 Owner—Varo, S.A., Creator—Varo, S.A. DesignView, available at www.tmdn.org/tmdsview-web/welcome.*

* cited by examiner

Primary Examiner — Mary Ann Calabrese
(74) *Attorney, Agent, or Firm* — Craft Chu PLLC; Andrew W. Chu

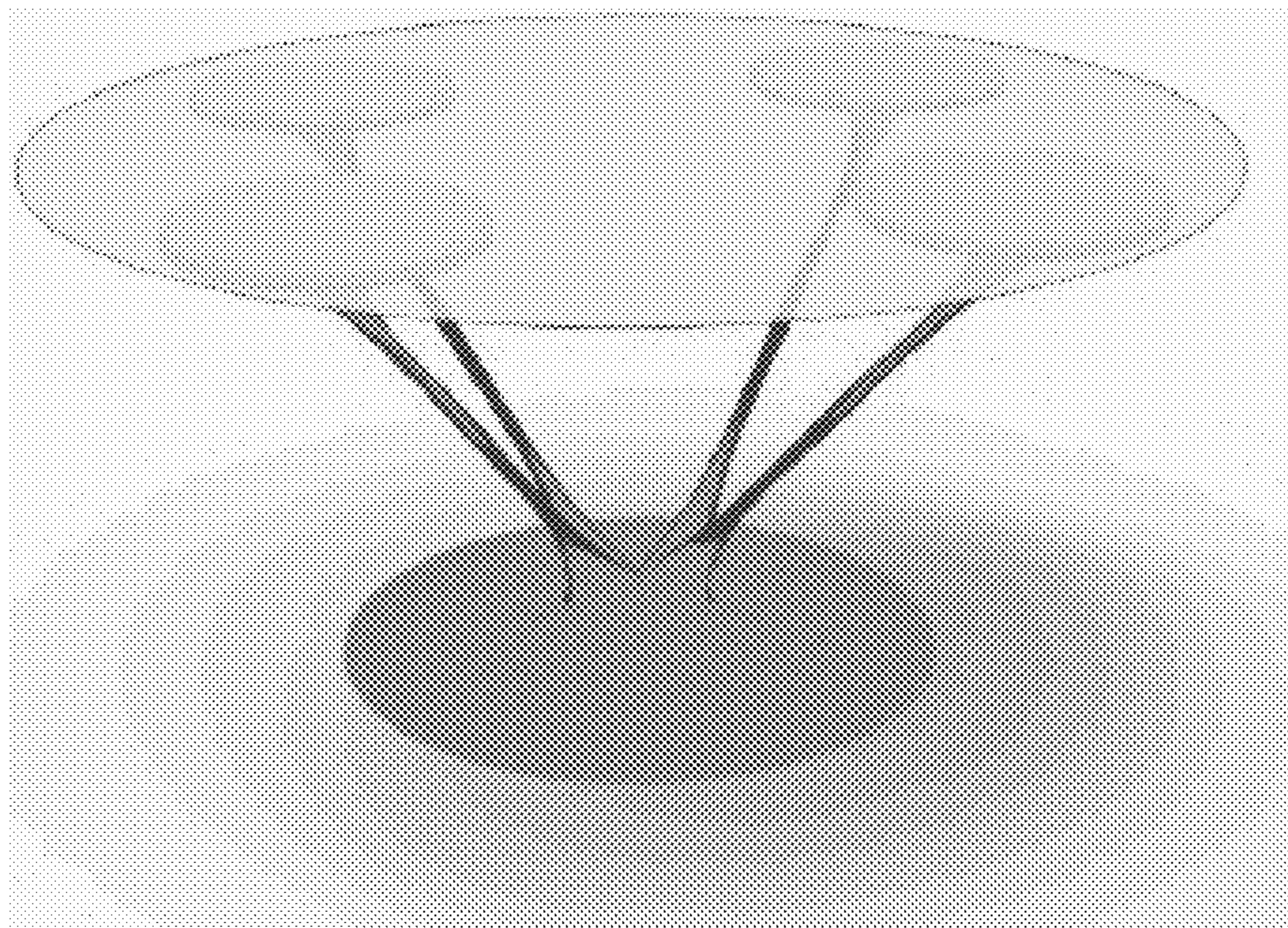
(57) **CLAIM**

The ornamental design for table, as shown and described.

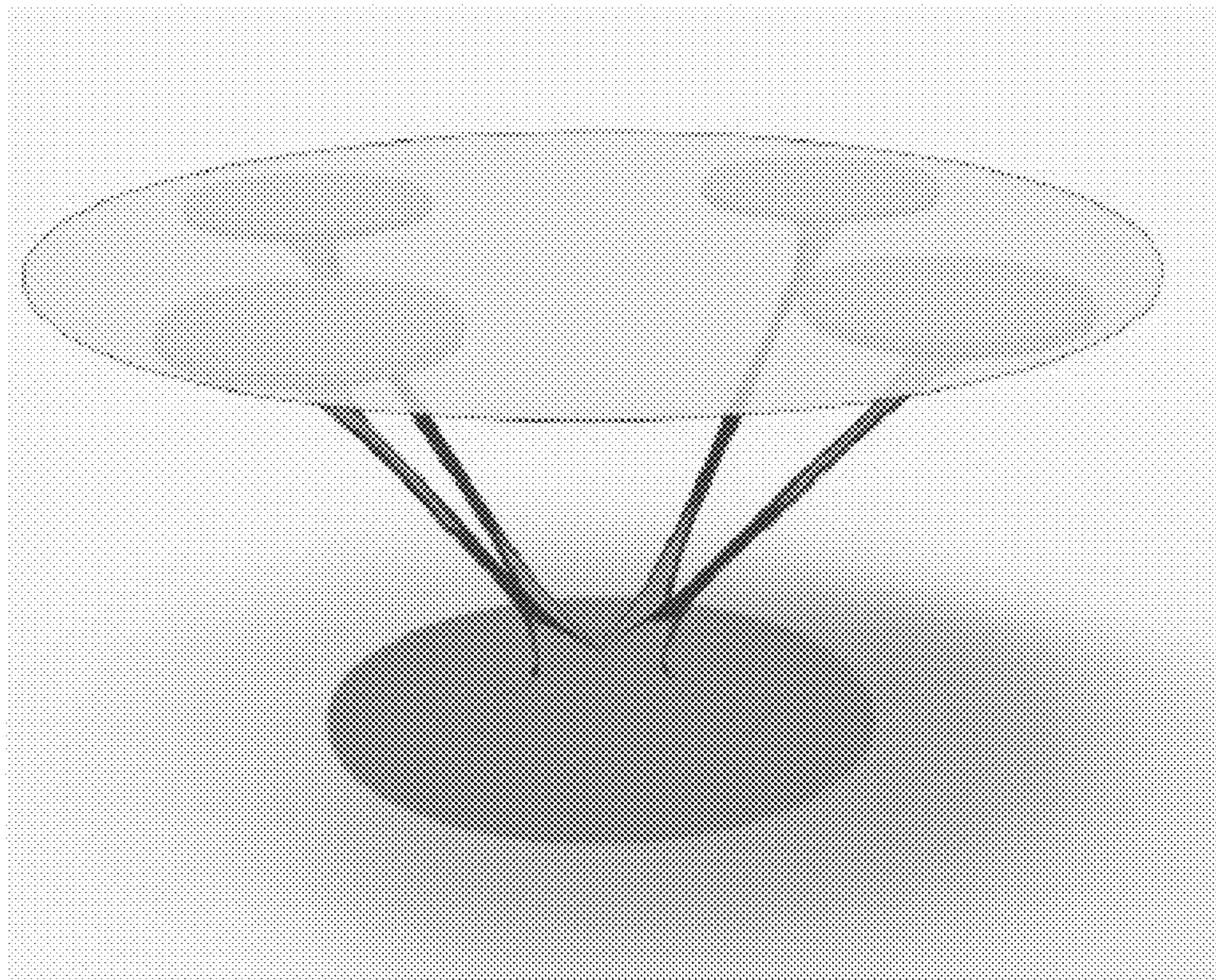
DESCRIPTION

FIGURE 1.1 is a perspective view of the table showing my design.
FIGURE 1.2 is front elevation view thereof.
FIGURE 1.3 is a side elevation view thereof.
FIGURE 1.4 is a top plan view thereof.

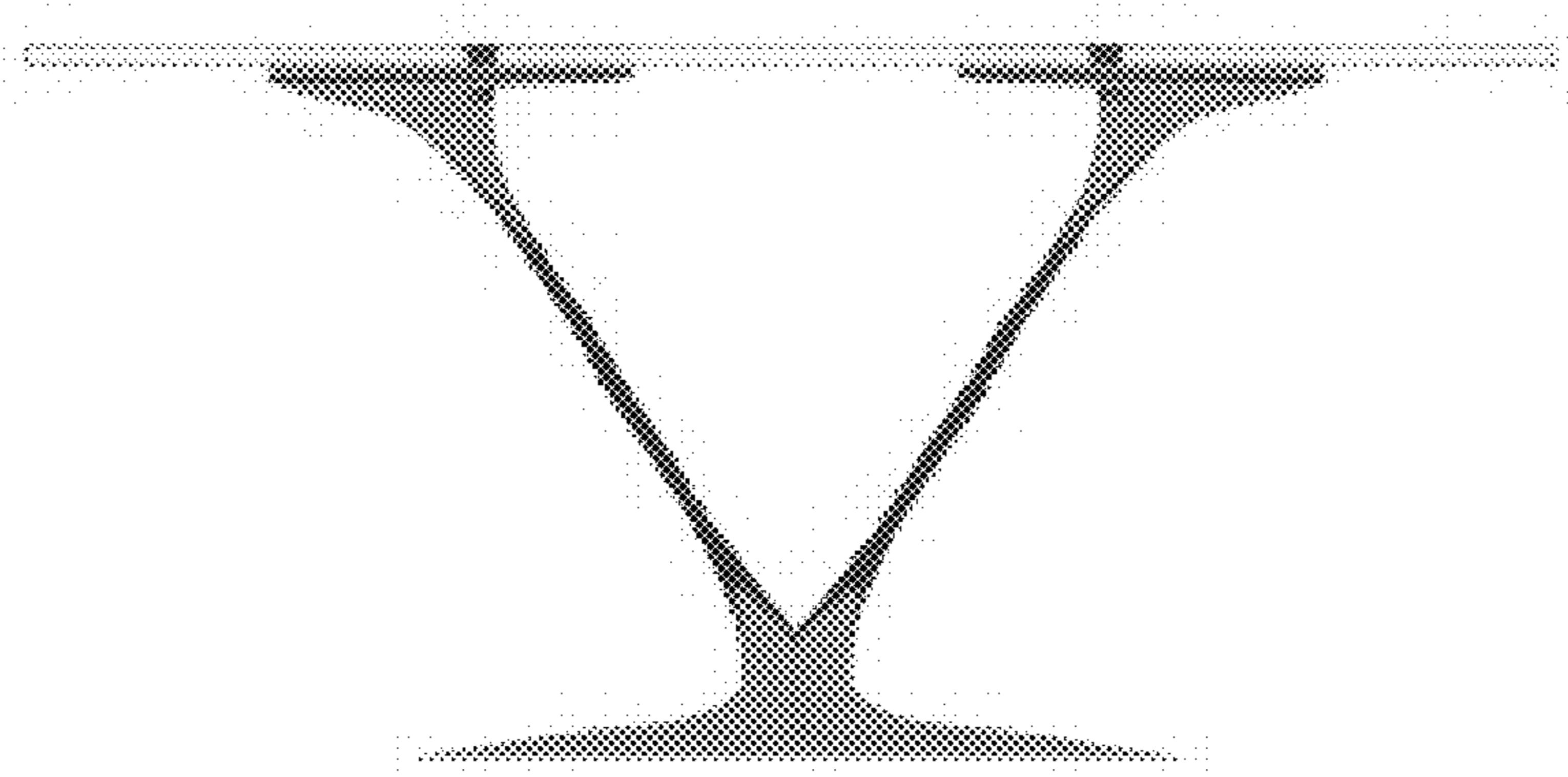
1 Claim, 4 Drawing Sheets



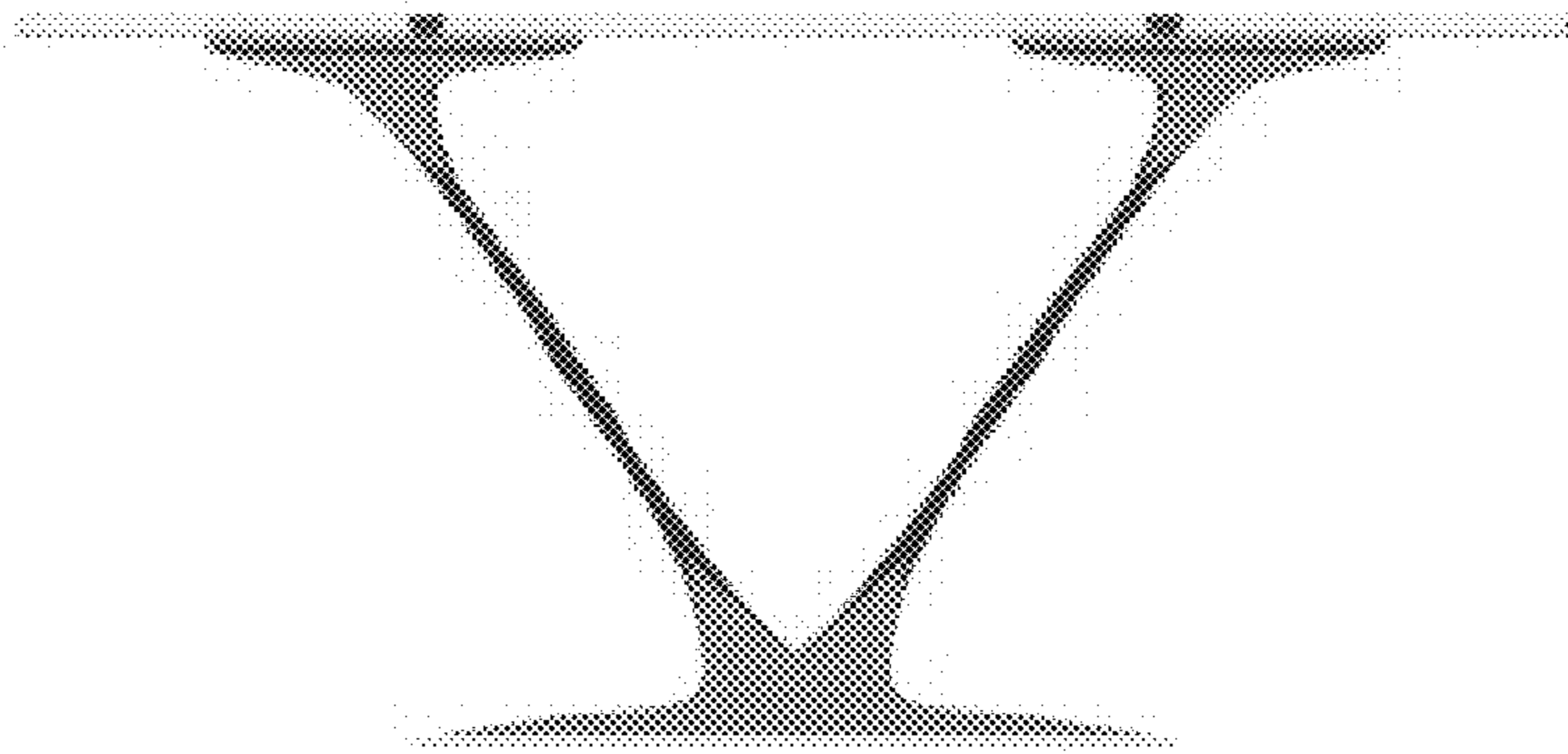
1.1



1.2



1.3



1.4

