



US00D896542S

(12) **United States Design Patent**  
**Pires Junior**

(10) **Patent No.:** **US D896,542 S**

(45) **Date of Patent:** **\*\* Sep. 22, 2020**

(54) **ARM CHAIR**

(71) Applicant: **Aristeu de Oliveira Pires Junior**, Rio Grande do Sul (BR)

(72) Inventor: **Aristeu de Oliveira Pires Junior**, Rio Grande do Sul (BR)

(\*\*) Term: **15 Years**

(21) Appl. No.: **29/694,757**

(22) Filed: **Jun. 13, 2019**

(51) **LOC (12) Cl.** ..... **06-01**

(52) **U.S. Cl.**  
USPC ..... **D6/375**

(58) **Field of Classification Search**  
USPC ..... D6/334, 349, 360, 362, 374-377, 379, D6/381, 716, 716.1, 719.3  
CPC .. A47C 1/00; A47C 1/02; A47C 1/024; A47C 1/028; A47C 1/037; A47C 3/00; A47C 3/04; A47C 3/14; A47C 3/20; A47C 7/002; A47C 7/16; A47C 7/18; A47C 4/04; A47C 4/08; A47C 4/18; A47C 4/28; A47C 4/54; A47C 11/00; A47C 9/007; A47C 13/00; A47C 15/002; A47C 17/02; A47C 31/11

See application file for complete search history.

(56) **References Cited**

**U.S. PATENT DOCUMENTS**

D358,721 S	*	5/1995	Hess	.....	D6/373
D361,440 S	*	8/1995	Hess	.....	D6/373
D598,668 S	*	8/2009	Pluer	.....	D6/375
D606,329 S	*	12/2009	Van Duysen	.....	D6/375
D629,224 S	*	12/2010	Oliveros	.....	D6/375

D788,482 S	*	6/2017	Maxwell	.....	D6/375
D804,216 S	*	12/2017	Bernardi	.....	D6/379
D805,316 S	*	12/2017	Lowsky	.....	D6/379
D805,317 S	*	12/2017	Lowsky	.....	D6/379
D814,821 S	*	4/2018	Velez	.....	D6/379
RE47,961 E	*	4/2020	Pedersen	.....	A47C 3/00 D6/379
2004/0084951 A1	*	5/2004	Pawlush	.....	A47C 11/00 297/452.63

\* cited by examiner

*Primary Examiner* — R. Johnson

(74) *Attorney, Agent, or Firm* — Caesar Rivise, PC

(57) **CLAIM**

The ornamental design for an arm chair, as shown and described.

**DESCRIPTION**

FIG. 1 is an isometric view of the arm chair in accordance with my new design;  
FIG. 2 is a front elevation view of the arm chair shown in FIG. 1;  
FIG. 3 is a rear elevation view of the arm chair shown in FIG. 1;  
FIG. 4 is a left side elevation view of the arm chair shown in FIG. 1;  
FIG. 5 is a right side elevation view of the arm chair shown in FIG. 1;  
FIG. 6 is a top plan view of the arm chair shown in FIG. 1; and,  
FIG. 7 is a bottom plan view of the arm chair shown in FIG. 1.

**1 Claim, 7 Drawing Sheets**









Fig. 1






Fig. 2






Fig. 3



Fig. 4





Fig. 5




Fig. 6






Fig. 7