



US00D896537S

(12) **United States Design Patent**
Lositisuk

(10) **Patent No.:** **US D896,537 S**

(45) **Date of Patent:** **** Sep. 22, 2020**

(54) **SUPPORT FOR USE WITH TOILET**

(71) Applicant: **Manus Lositisuk**, Palatine, IL (US)

(72) Inventor: **Manus Lositisuk**, Palatine, IL (US)

(**) Term: **15 Years**

(21) Appl. No.: **29/733,485**

(22) Filed: **May 4, 2020**

(51) **LOC (12) Cl.** **06-01**

(52) **U.S. Cl.**
USPC **D6/349**

(58) **Field of Classification Search**
USPC D6/349, 351, 353, 334, 716-716.1
See application file for complete search history.

(56) **References Cited**

U.S. PATENT DOCUMENTS

- 2,023,901 A * 12/1935 Rhodes A47K 17/028
4/254
- D148,632 S * 2/1948 Martin D6/349
- D152,153 S * 12/1948 Harvey D6/349
- D206,379 S * 12/1966 Good D6/353
- D268,796 S * 5/1983 Kola D6/349
- 4,678,234 A * 7/1987 Wilson A47C 16/025
297/423.45
- D347,945 S * 6/1994 Walters-Leiter D6/353
- D410,797 S * 6/1999 Walters D6/349
- D424,821 S * 5/2000 Humeston D6/349
- D538,557 S * 3/2007 Martyn D6/349
- D652,222 S * 1/2012 Edwards D6/349
- D738,126 S * 9/2015 Edwards D6/349

- D766,604 S * 9/2016 Edwards A47K 17/028
D6/353
- D785,956 S * 5/2017 Stricklin D6/349
- D787,845 S * 5/2017 Edwards D6/353
- D797,466 S * 9/2017 Zioni D6/353
- D802,311 S * 11/2017 Stricklin D6/349
- D813,560 S * 3/2018 Zioni D6/353
- D834,341 S * 11/2018 Naik D6/353
- D834,342 S * 11/2018 Naik D6/353
- D840,167 S * 2/2019 Nethercott D6/353
- D847,521 S * 5/2019 Lisnic D6/353
- D873,040 S * 1/2020 Gupta D6/349
- D888,444 S * 6/2020 Kimmel D6/349

* cited by examiner

Primary Examiner — Vy N Koenig

(74) *Attorney, Agent, or Firm* — Underwood & Associates, LLC

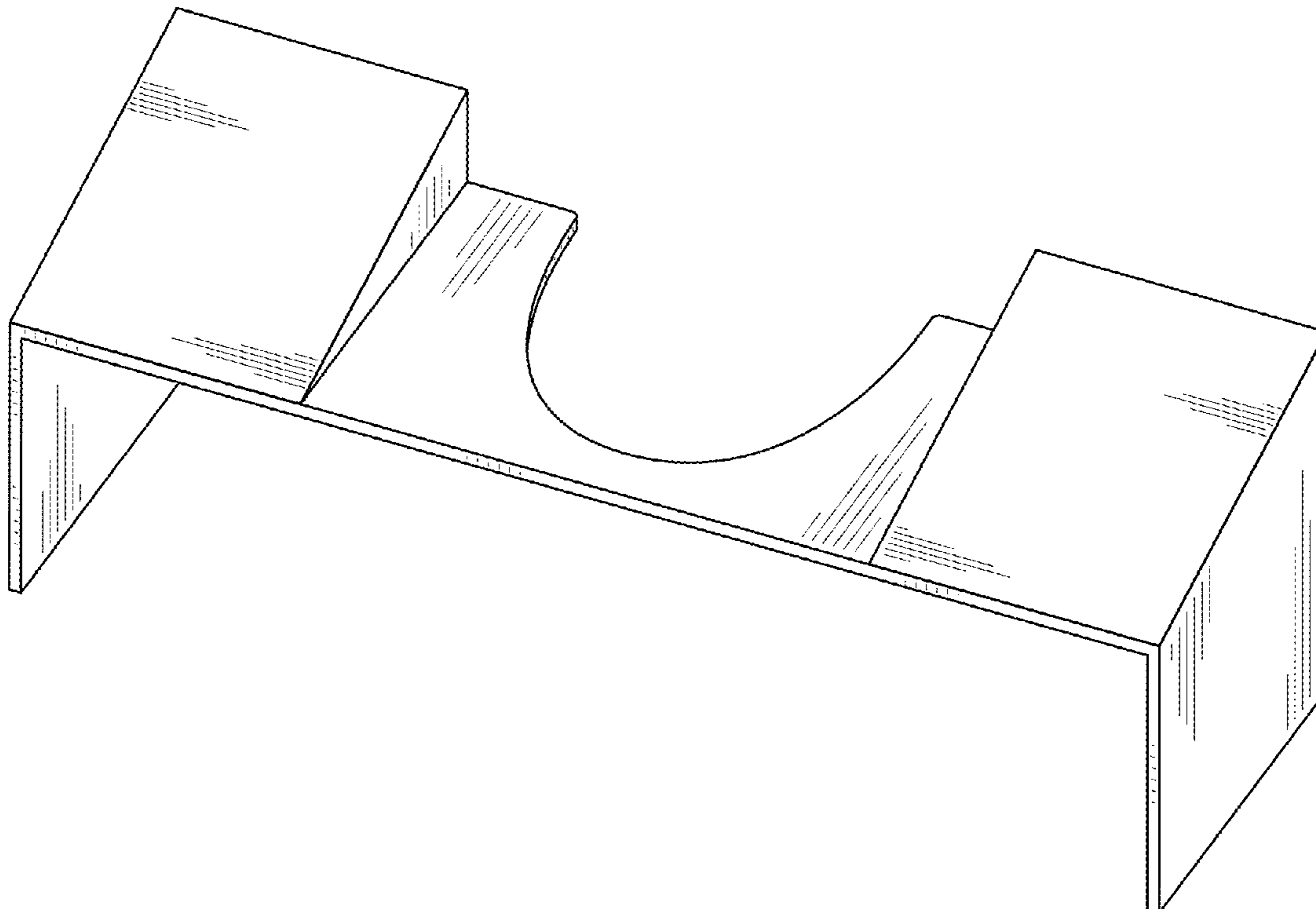
(57) **CLAIM**

I claim the ornamental design for a support for use with toilet, as shown and described.

DESCRIPTION

FIG. 1 is a perspective view of a support for use with toilet showing my new design;
FIG. 2 is a front elevational view thereof;
FIG. 3 is a rear elevational view thereof;
FIG. 4 is a right-side elevational view thereof;
FIG. 5 is a left-side elevational view thereof;
FIG. 6 is a top plan view thereof; and,
FIG. 7 is a bottom plan view thereof.

1 Claim, 3 Drawing Sheets



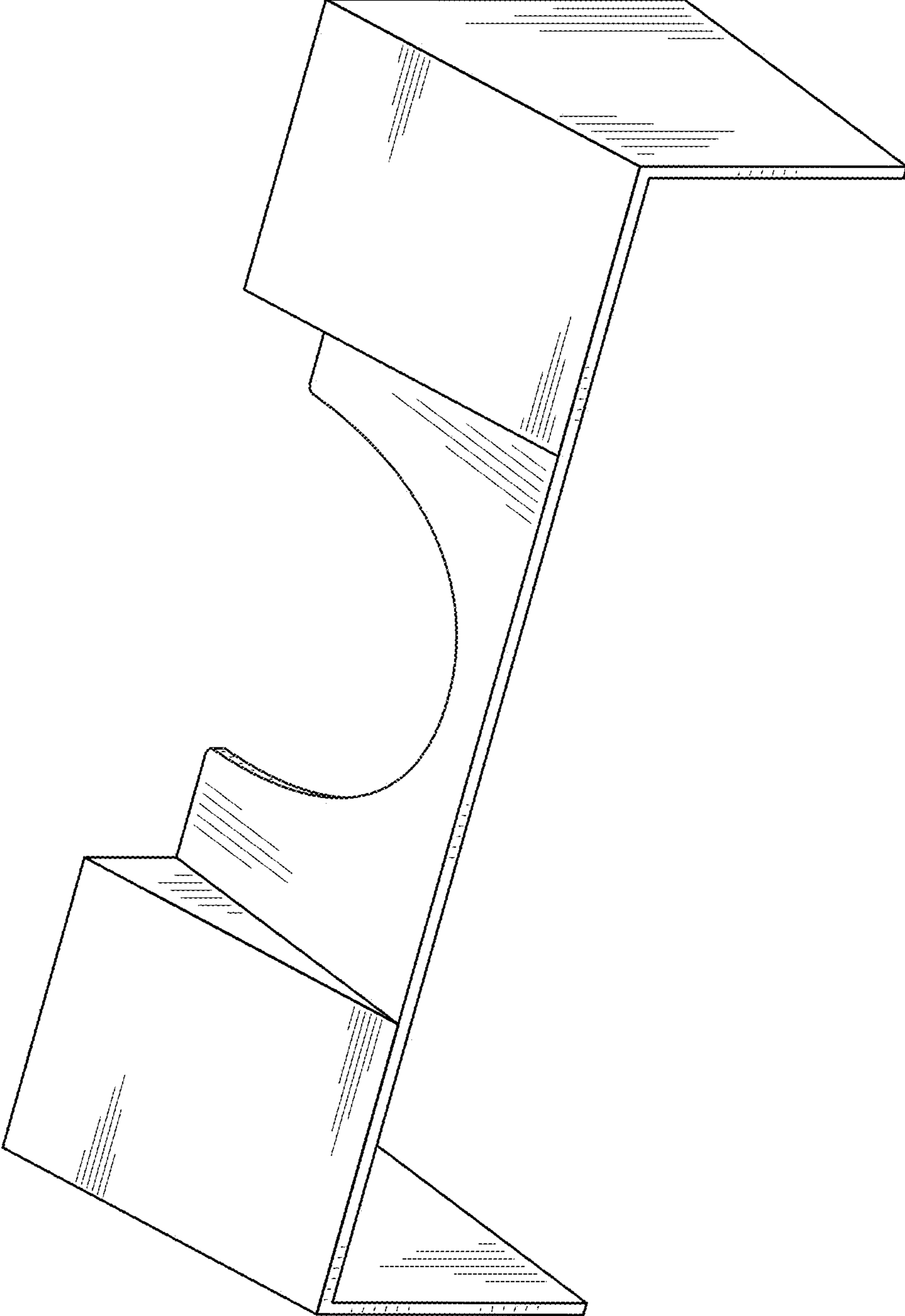


FIG. 1

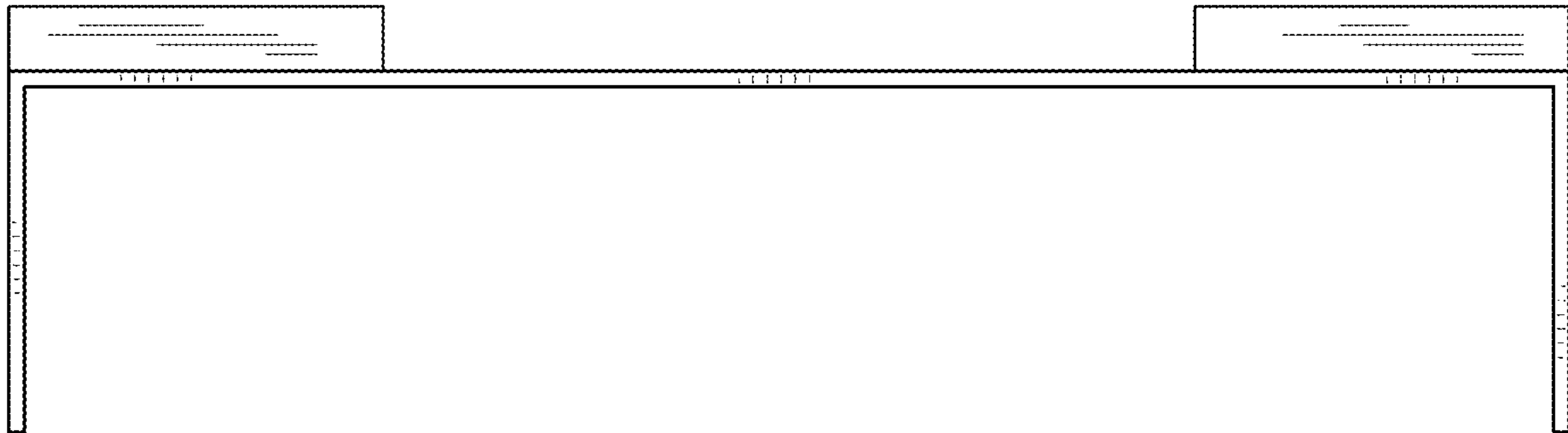


FIG. 2

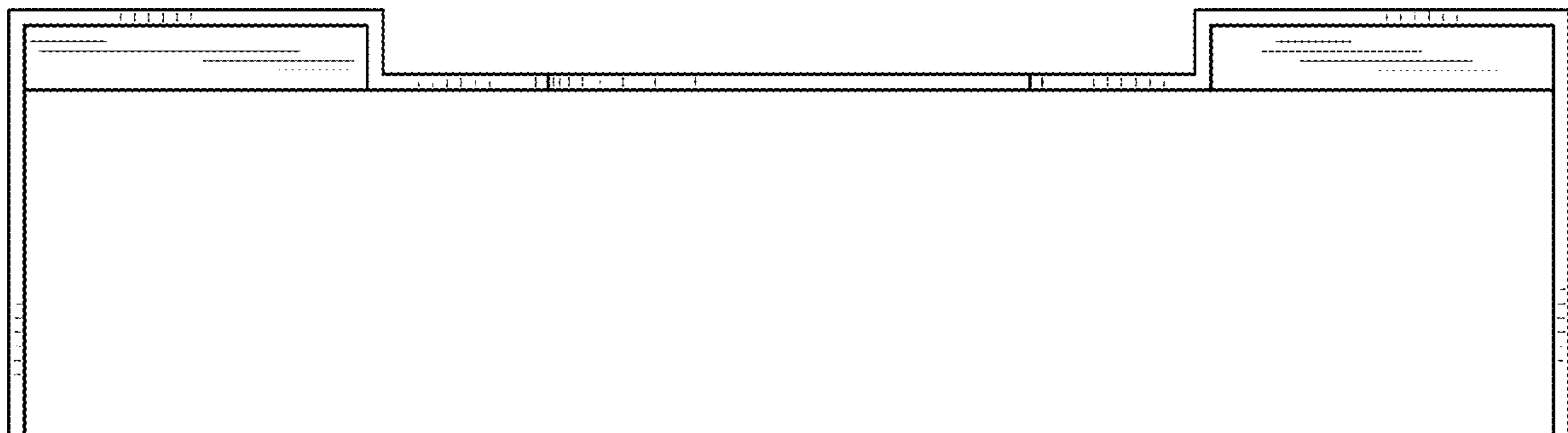


FIG. 3

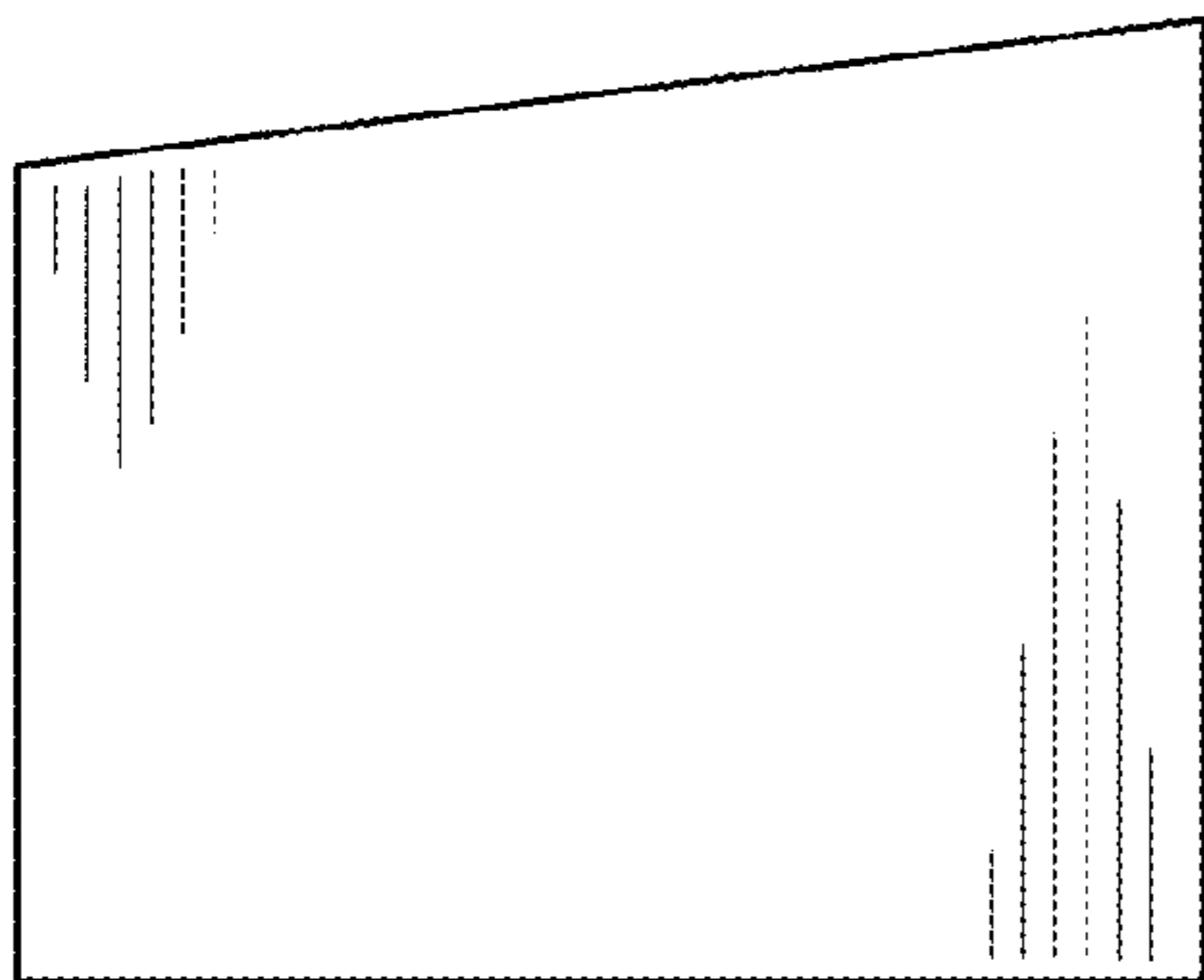


FIG. 4

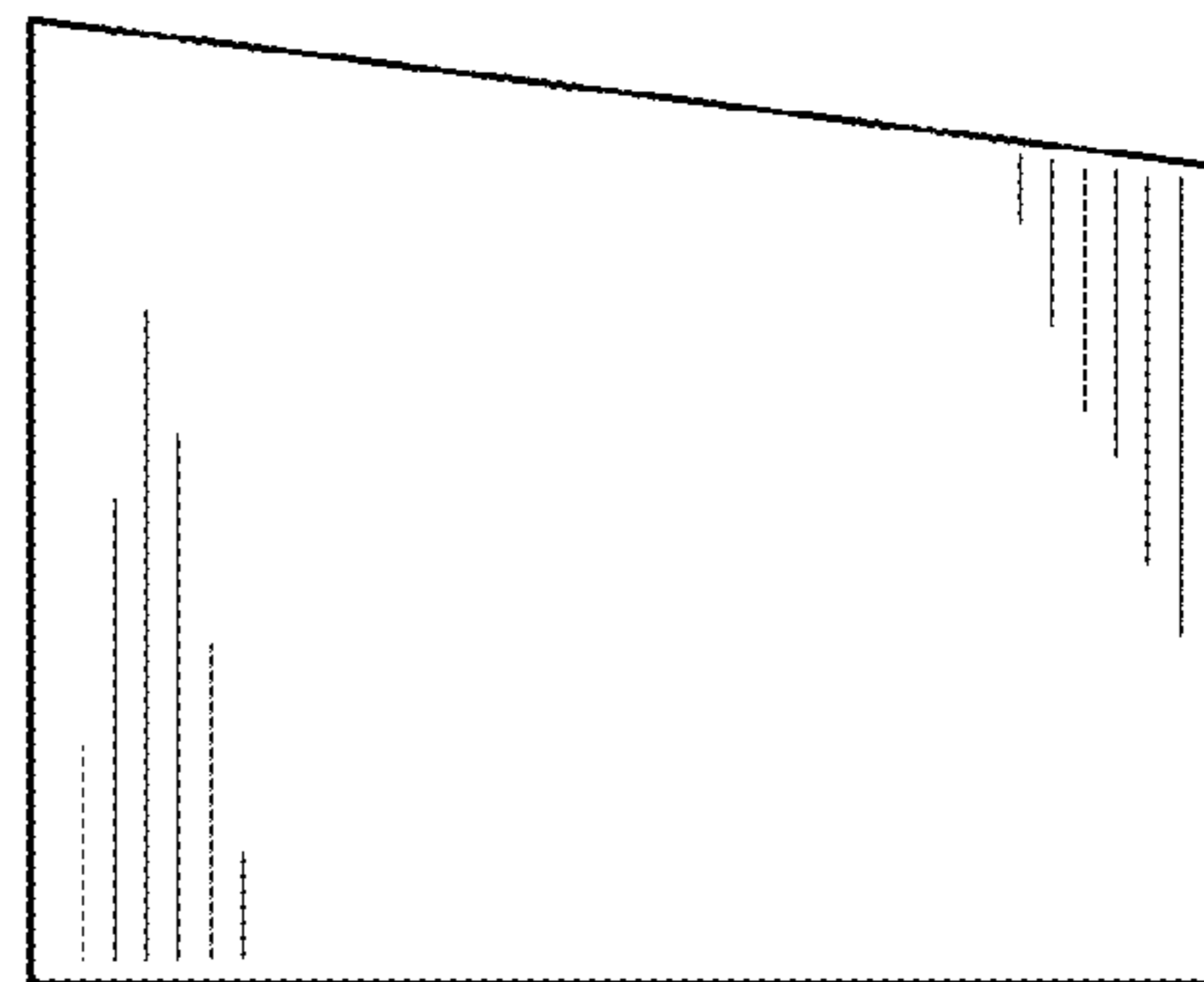


FIG. 5

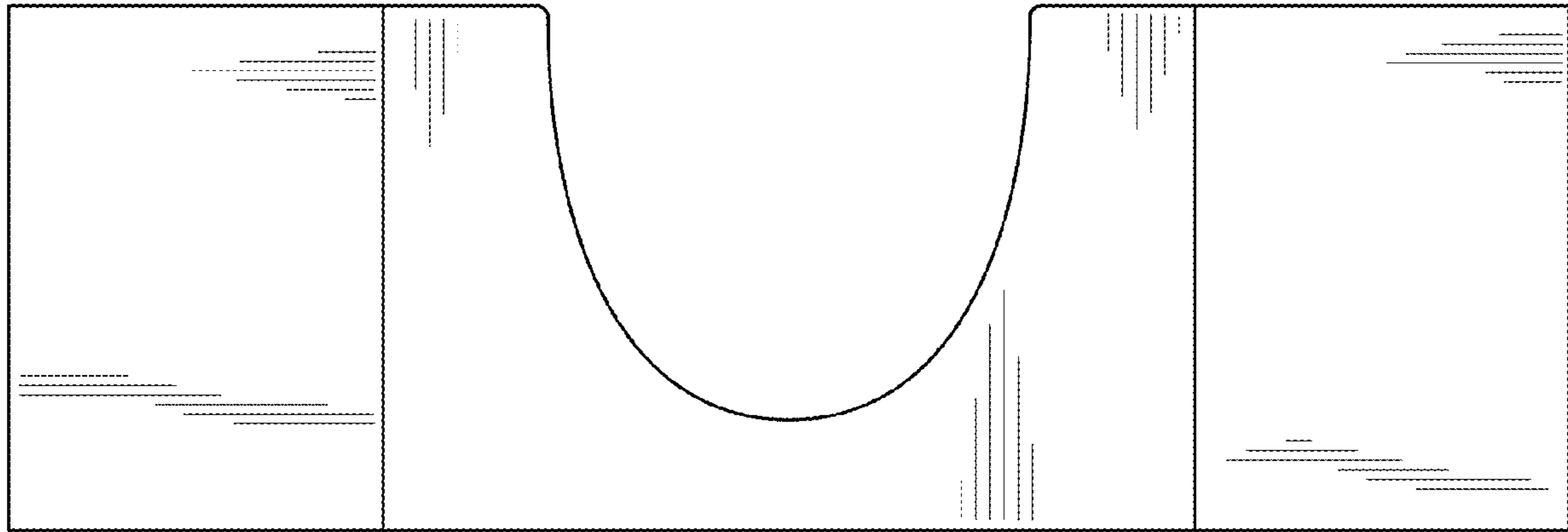


FIG. 6

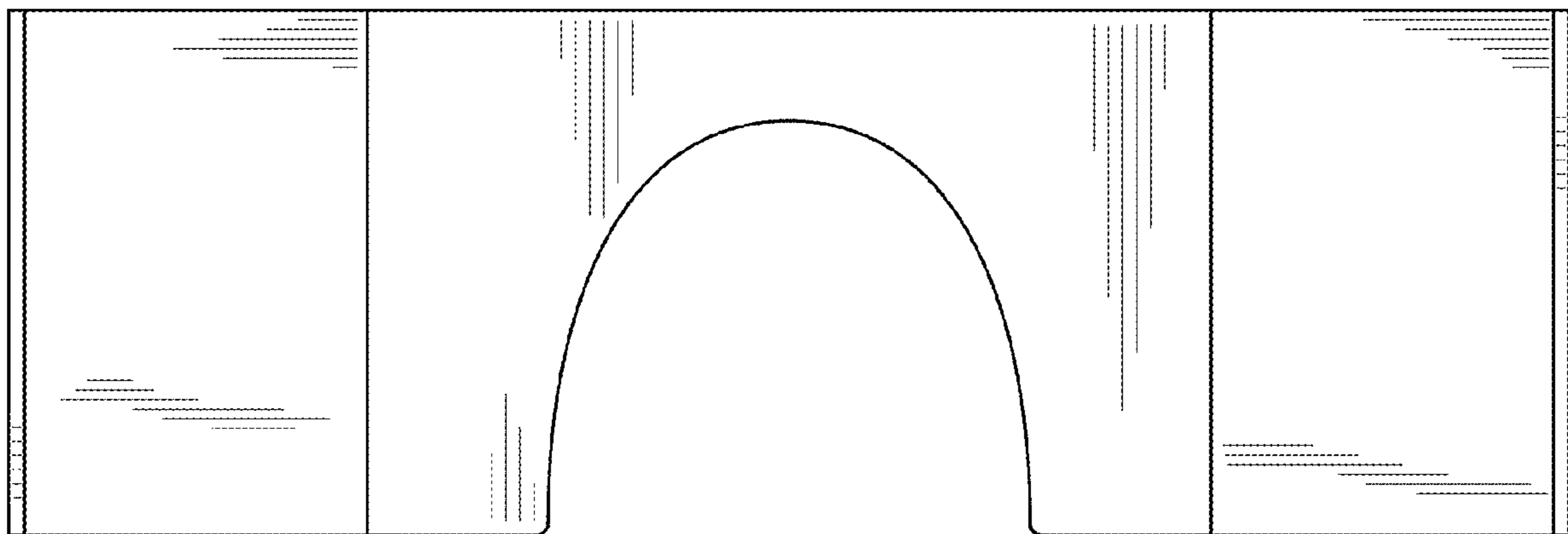


FIG. 7