



US00D896512S

(12) **United States Design Patent**
Marshall

(10) **Patent No.:** **US D896,512 S**

(45) **Date of Patent:** **** Sep. 22, 2020**

- (54) **GOLF BAG**
- (71) Applicant: **Acushnet Company**, Fairhaven, MA
(US)
- (72) Inventor: **Duane Marshall**, East Greenwich, RI
(US)
- (73) Assignee: **Acushnet Company**, Fairhaven, MA
(US)
- (**) Term: **15 Years**
- (21) Appl. No.: **29/692,331**
- (22) Filed: **May 24, 2019**
- (51) **LOC (12) Cl.** **03-01**
- (52) **U.S. Cl.**
USPC **D3/255**
- (58) **Field of Classification Search**
USPC D3/255
CPC A45C 7/0063; A63B 55/00
See application file for complete search history.

- D422,137 S * 4/2000 Reimers D3/255
- D453,875 S * 2/2002 Schmitt, Jr. D3/255
- D458,025 S 6/2002 Tuerschmann et al.
- D488,619 S 4/2004 Klock
- D489,532 S * 5/2004 Reimers D3/255
- D493,033 S 7/2004 Howe, Jr.
- 7,837,032 B2 * 11/2010 Smeltzer A63B 55/00
206/315.5
- D666,813 S 9/2012 Brundl
- D733,424 S * 7/2015 Lewis D3/255
- D801,692 S 11/2017 Burgess et al.

* cited by examiner

Primary Examiner — Holly H Baynham

(74) *Attorney, Agent, or Firm* — Daniel W. Sullivan

(57) **CLAIM**

The ornamental design for a golf bag, as shown and described.

DESCRIPTION

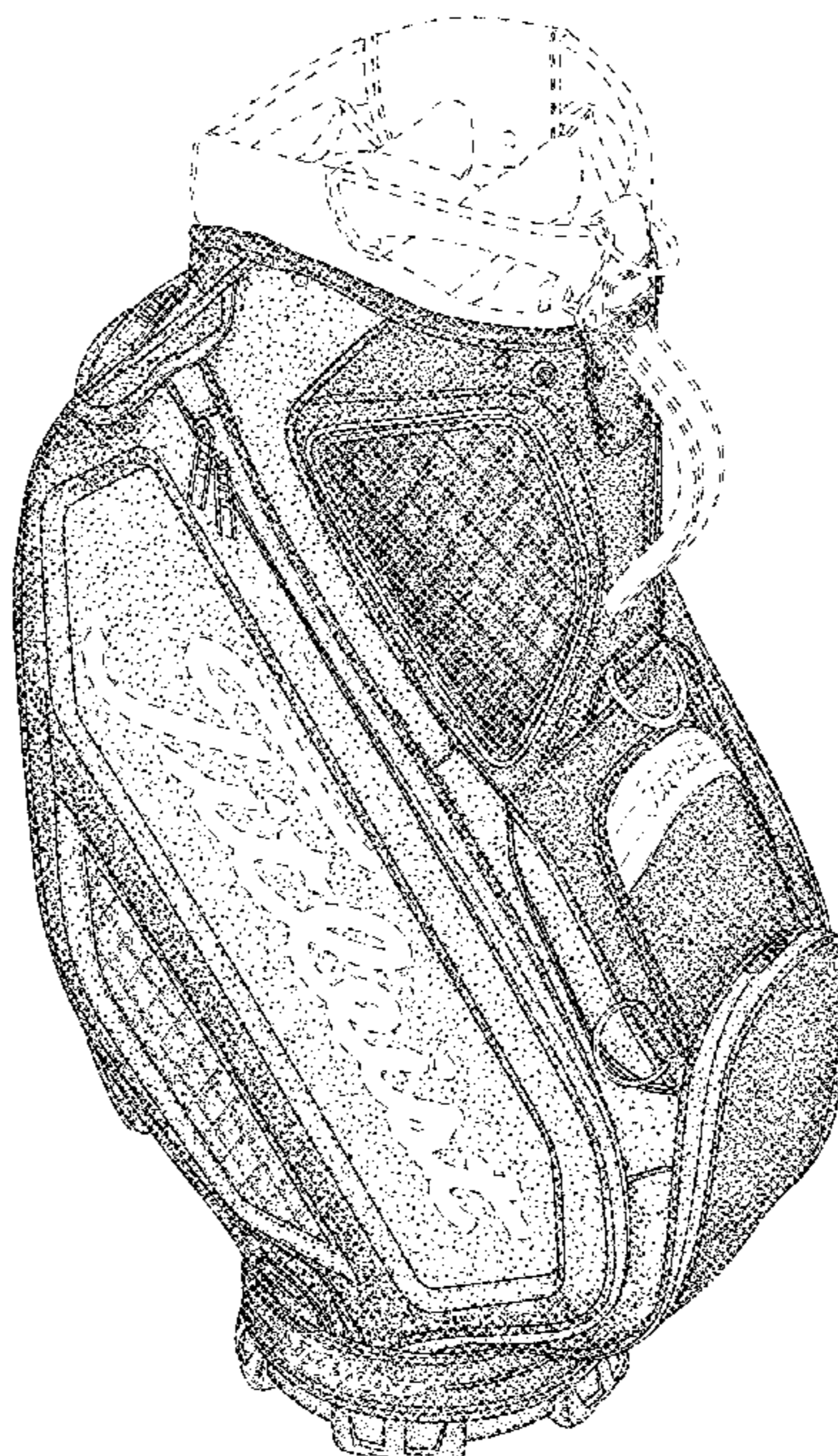
FIG. 1 is a perspective view of the golf bag of this invention; FIG. 2 is a first side view of the golf bag of this invention; FIG. 3 is a rear view of the golf bag of this invention; FIG. 4 is a second side view of the golf bag of this invention; FIG. 5 is a front view of the golf bag of this invention; FIG. 6 is a top plan view of the golf bag of this invention; and, FIG. 7 is a bottom plan view of the golf bag of this invention. In FIGS. 1-7, the broken lines showing other portions of the golf bag are for purposes of illustrating environment and form no part of the claimed design. The heavier dash lines shown in the views of the golf bag side pockets are representative of stitching that forms part of the claimed design. The broken lines showing the "Titleist" logo on the surface of the side pockets form no part of the claimed design.

1 Claim, 6 Drawing Sheets

(56) **References Cited**

U.S. PATENT DOCUMENTS

- D320,887 S 10/1991 Jones
- 5,176,253 A * 1/1993 Perrin A45C 7/0086
206/315.3
- D353,264 S 12/1994 Danezin
- D367,556 S 3/1996 Perrin
- D382,397 S 8/1997 Wu
- D387,556 S 12/1997 Beebe et al.
- 5,860,520 A * 1/1999 Tang A63B 55/40
206/315.6
- 5,988,379 A * 11/1999 Yearous A45C 5/06
206/315.3
- D419,295 S 1/2000 Reimers



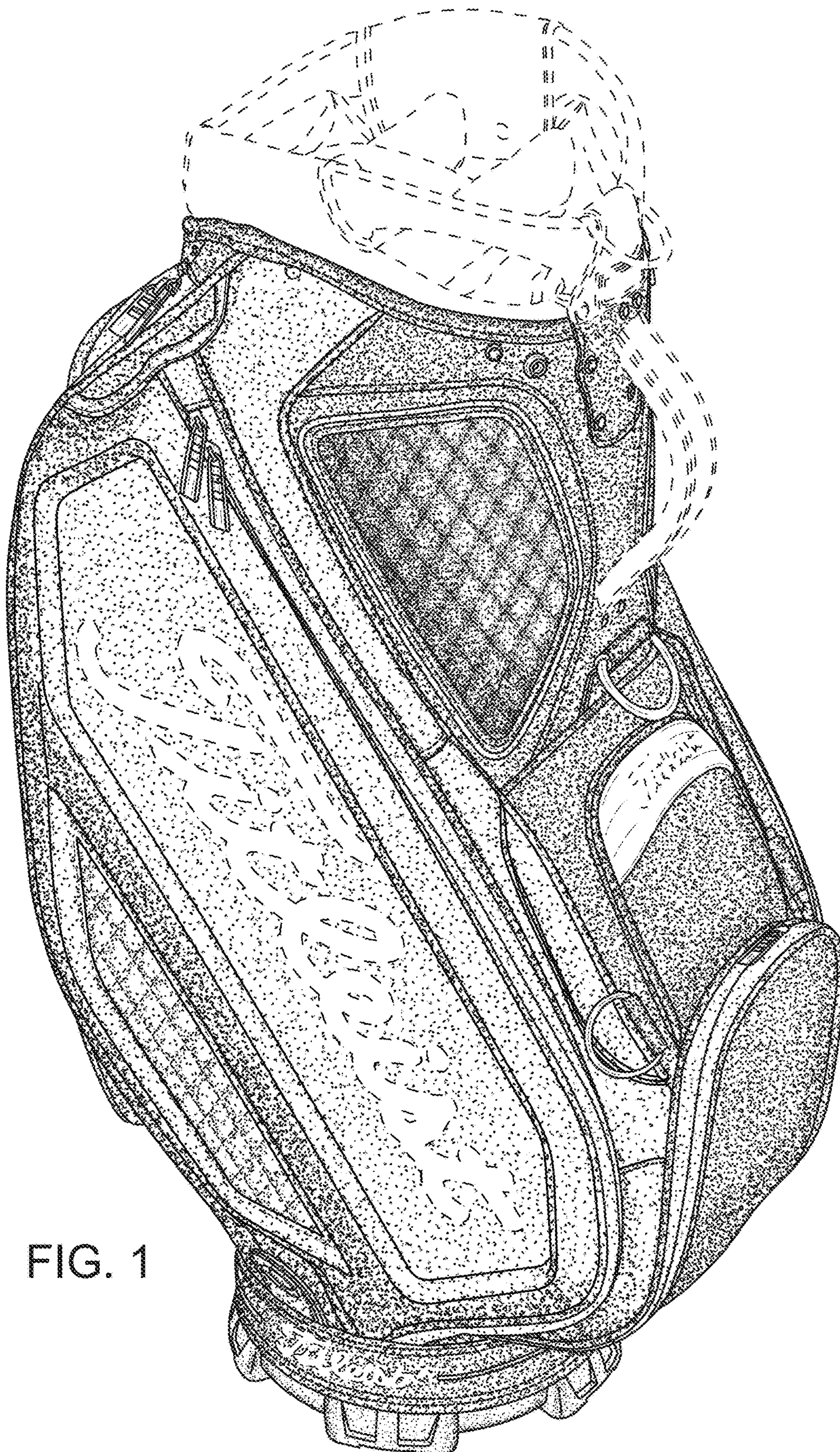


FIG. 1

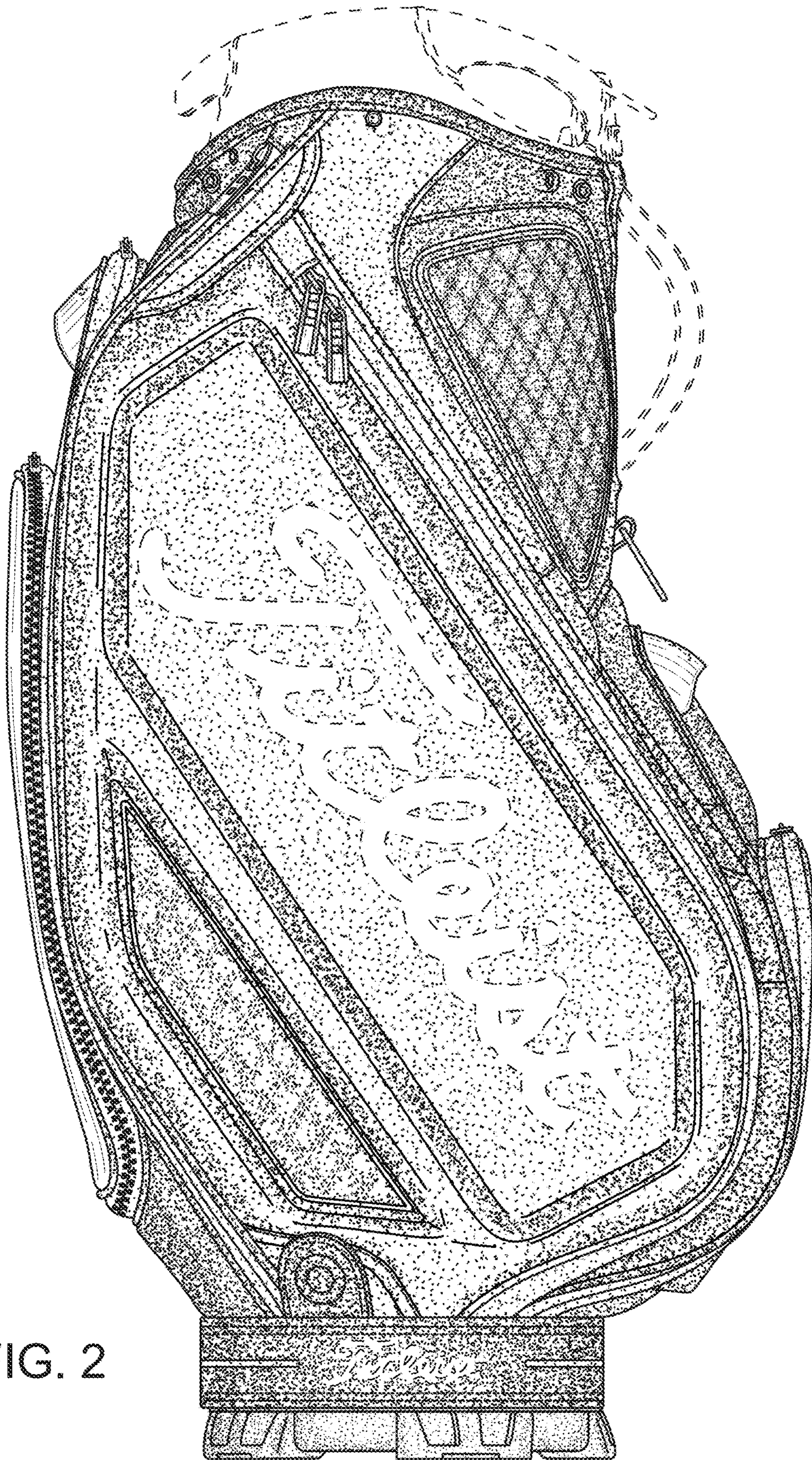


FIG. 2




FIG. 3

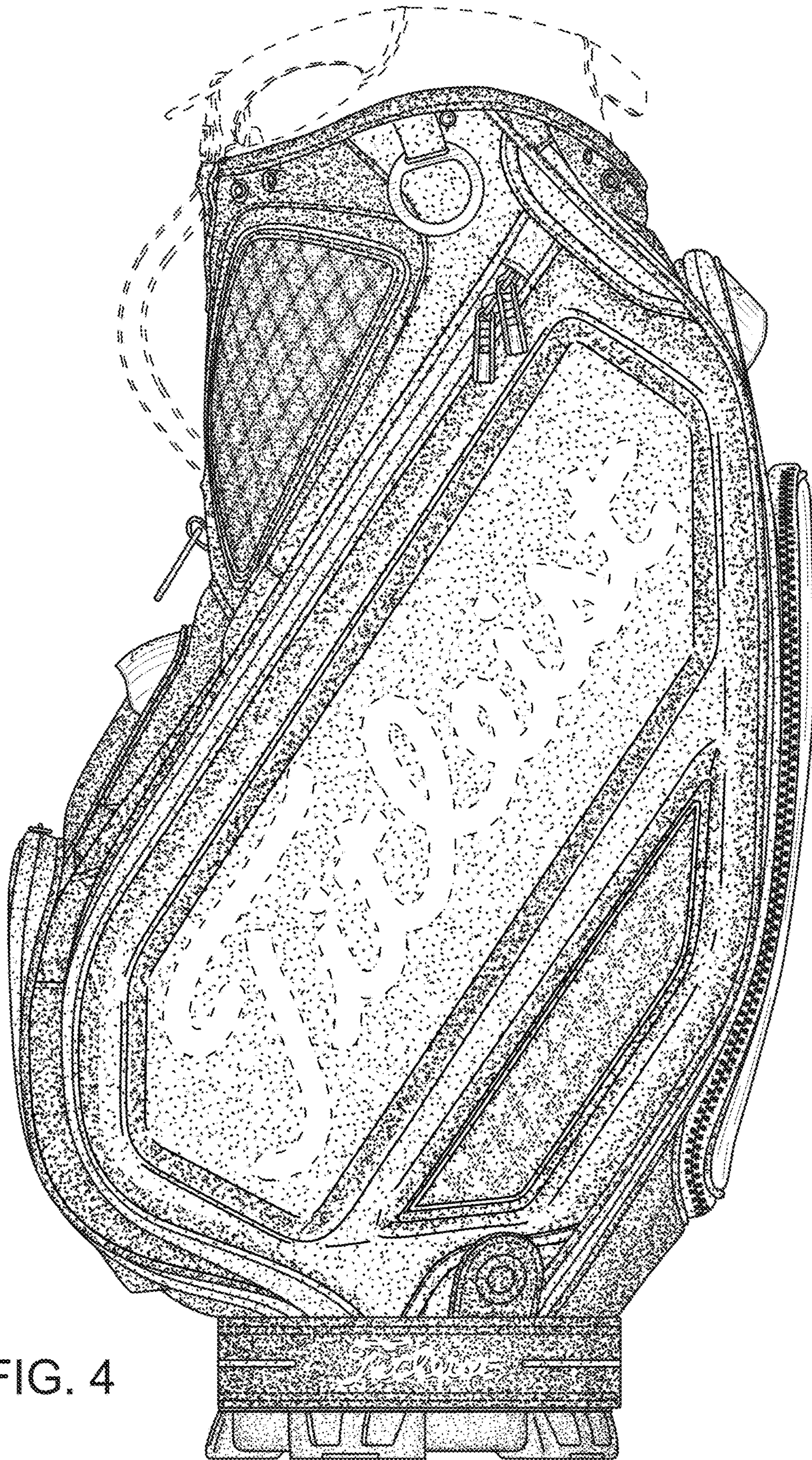


FIG. 4

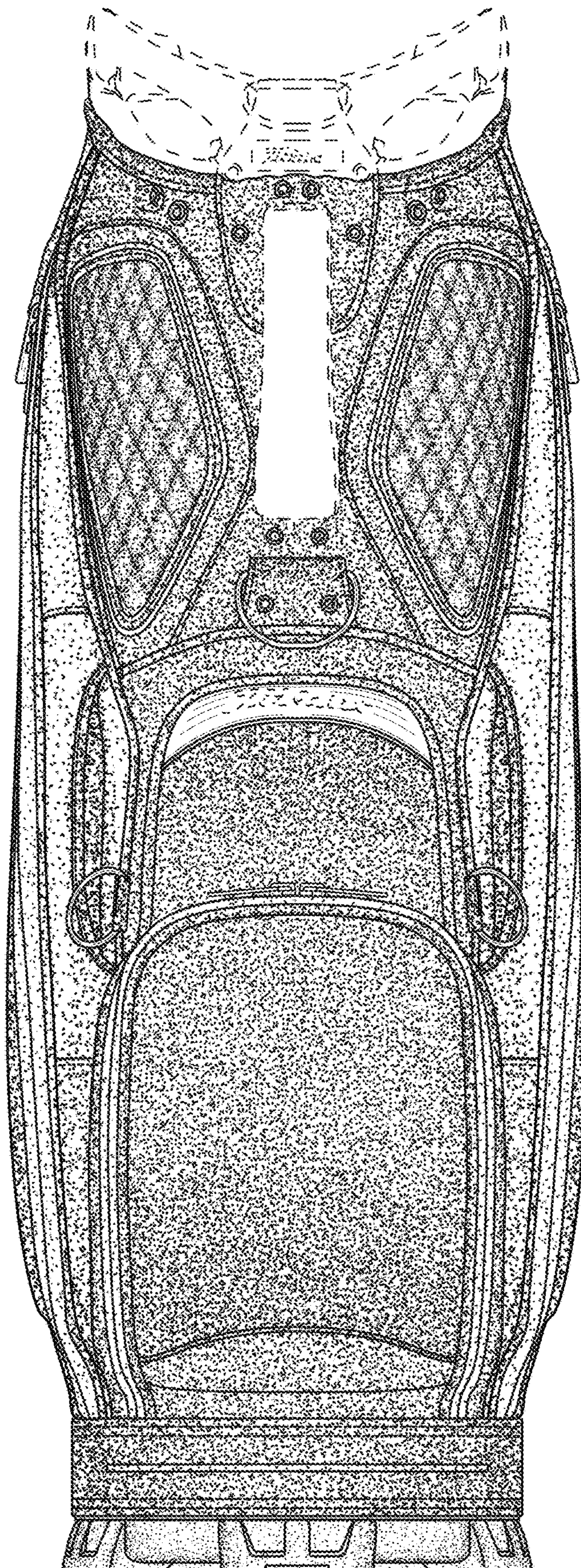


FIG. 5

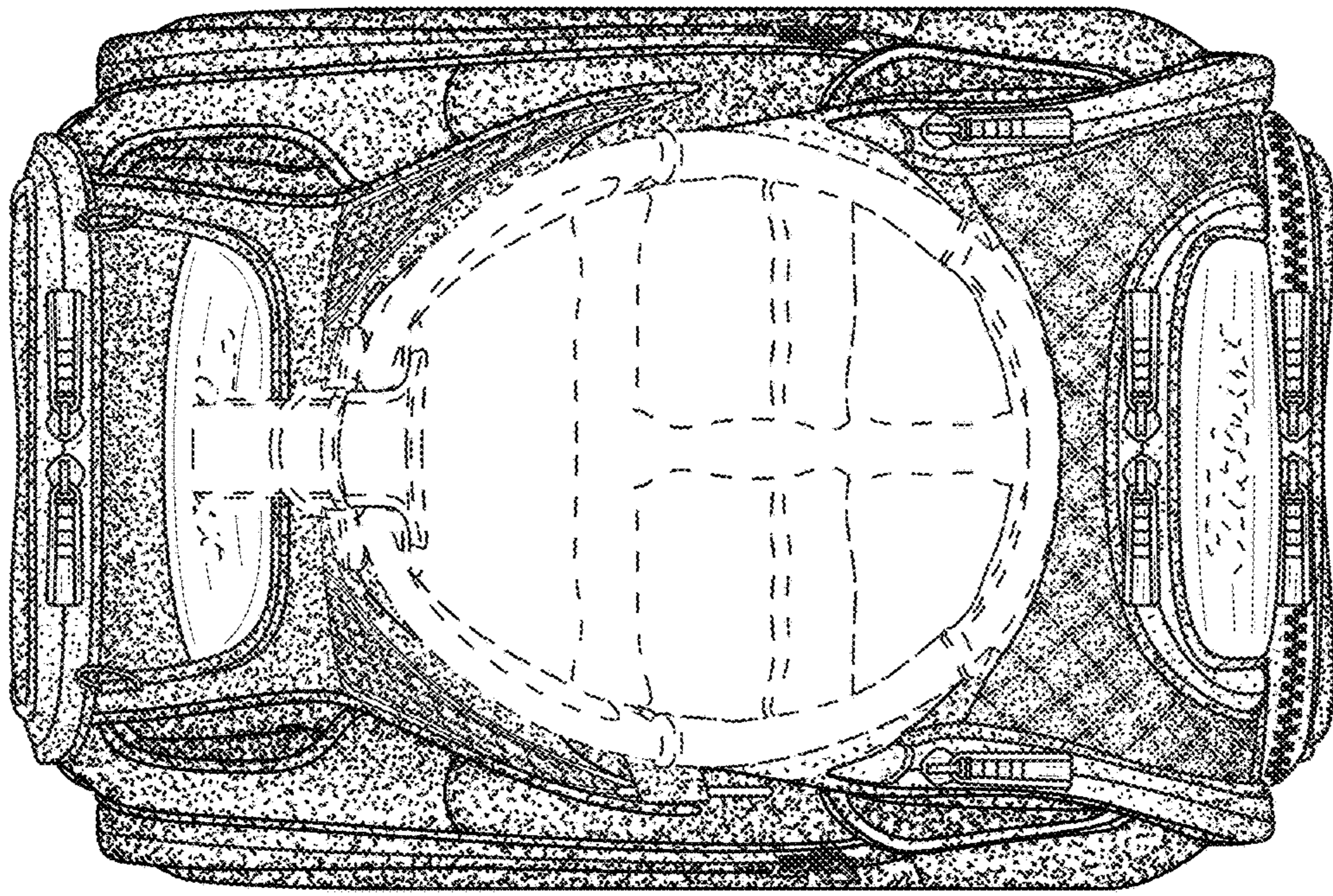


FIG. 6

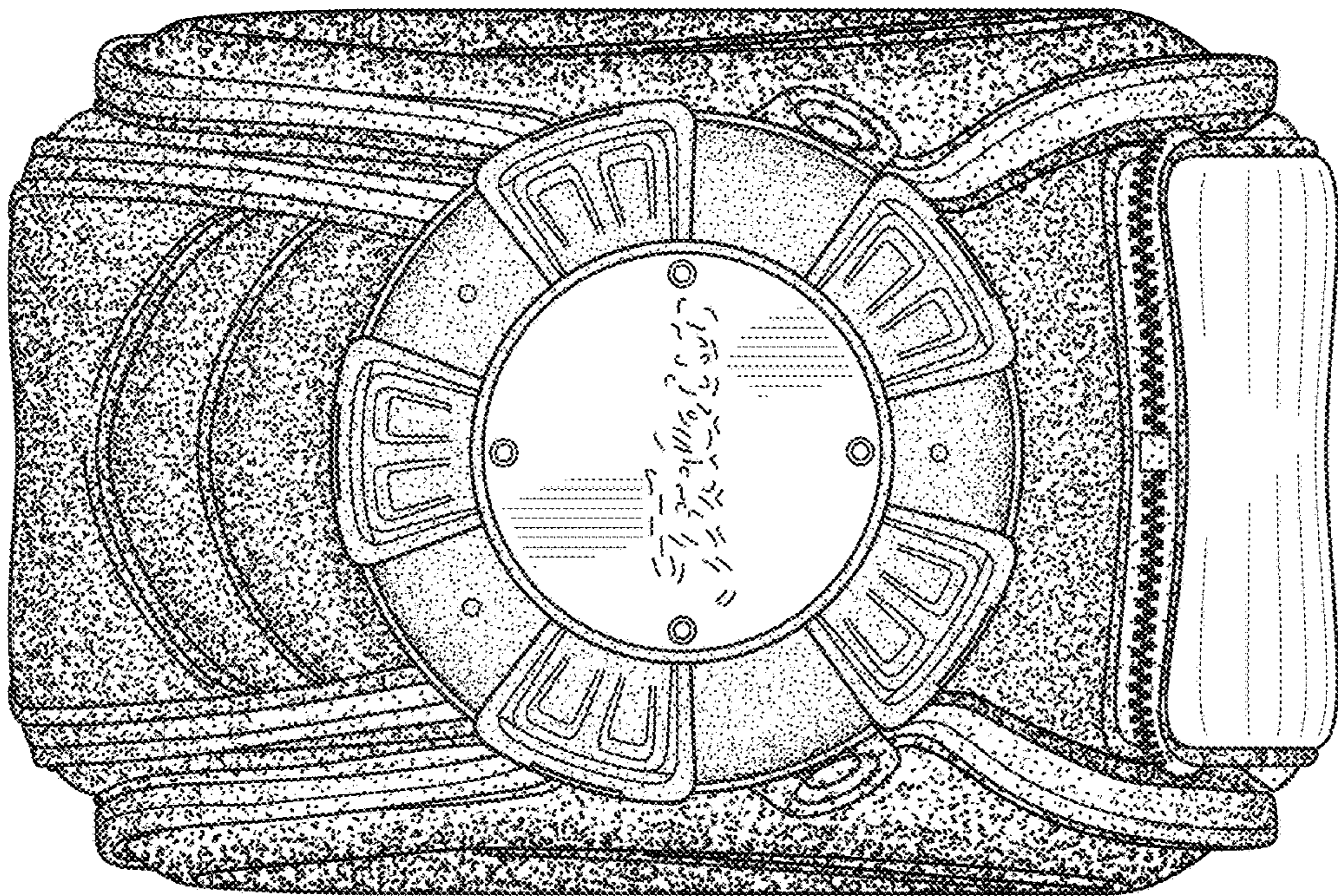


FIG. 7