



US00D896502S

(12) **United States Design Patent** (10) **Patent No.:** **US D896,502 S**  
**Moser** (45) **Date of Patent:** **\*\* Sep. 22, 2020**

- (54) **GUITAR CASE** 6,685,283 B2 \* 2/2004 Gembar ..... A47F 3/00  
248/176.1
- (71) Applicant: **Moser, Lucido Production, LLC**, Los Angeles, CA (US) 6,959,810 B2 \* 11/2005 Neilson ..... A45C 11/24  
206/204
- (72) Inventor: **Don Louis Moser**, Los Angeles, CA (US) 7,090,313 B1 \* 8/2006 McMurray ..... A47F 3/005  
312/114
- (73) Assignee: **Moser-Lucido-Production, LLC**, Los Angeles, CA (US) 7,290,653 B2 \* 11/2007 Izen ..... A47F 7/00  
206/314
- (\*\*) Term: **15 Years** 8,207,434 B2 \* 6/2012 Klemp ..... G10G 7/005  
206/314
- (21) Appl. No.: **29/694,062** 8,955,673 B2 \* 2/2015 Sauter ..... G10G 7/00  
206/14
- (22) Filed: **Jun. 6, 2019** D762,373 S \* 8/2016 Bolden ..... D3/204  
9,824,669 B2 \* 11/2017 Horneff ..... G10G 5/00  
2001/0040423 A1 \* 11/2001 Sheehan ..... A47G 1/06  
312/245  
2003/0192795 A1 \* 10/2003 Izen ..... A45C 11/10  
206/314

**Related U.S. Application Data**

- (63) Continuation of application No. 16/403,201, filed on May 3, 2019.
- (51) **LOC (12) Cl.** ..... **03-01**
- (52) **U.S. Cl.**  
USPC ..... **D3/204**
- (58) **Field of Classification Search**  
USPC ..... D3/204, 201, 273, 276, 294  
CPC . G10G 5/00; G10G 7/00; G10G 7/005; A47B 55/00; A47B 81/00; A47B 96/00; A47F 7/00; A47F 3/005; A47G 1/06; A47G 1/12; G10D 3/02  
See application file for complete search history.

**References Cited**

**U.S. PATENT DOCUMENTS**

- (56) 2,120,826 A \* 6/1938 Young ..... A47F 7/03  
206/6.1
- 3,324,997 A \* 6/1967 Bonanno ..... B65D 25/102  
206/765
- D249,979 S \* 10/1978 Fernandez ..... D3/204
- 5,833,051 A \* 11/1998 Tiefenbrun ..... G10G 7/005  
206/14

\* cited by examiner

*Primary Examiner* — Mitchell I. Siegel  
(74) *Attorney, Agent, or Firm* — Davidson Law Group, ALC; Payam Moradian

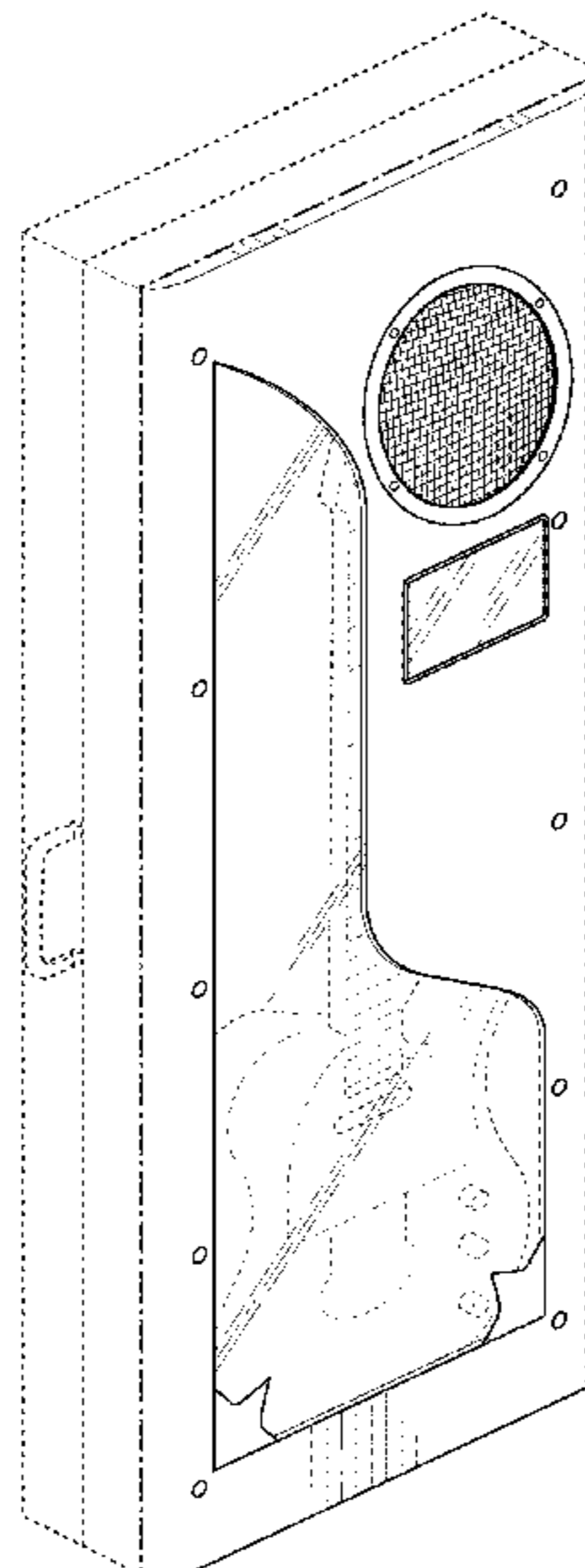
(57) **CLAIM**

I claim the ornamental design for a guitar case, as shown and described.

**DESCRIPTION**

FIG. 1 is a front perspective view of the guitar case, showing my new design;  
FIG. 2 is a front view thereof;  
FIG. 3 is a rear view thereof;  
FIG. 4 is a left side view thereof;  
FIG. 5 is a right side view thereof;  
FIG. 6 is a left side view thereof; and,  
FIG. 7 is a right side view thereof.  
The broken lines in the drawings of the guitar case are for showing the rear and side portions of the guitar case and form no part of the claimed design.

**1 Claim, 5 Drawing Sheets**



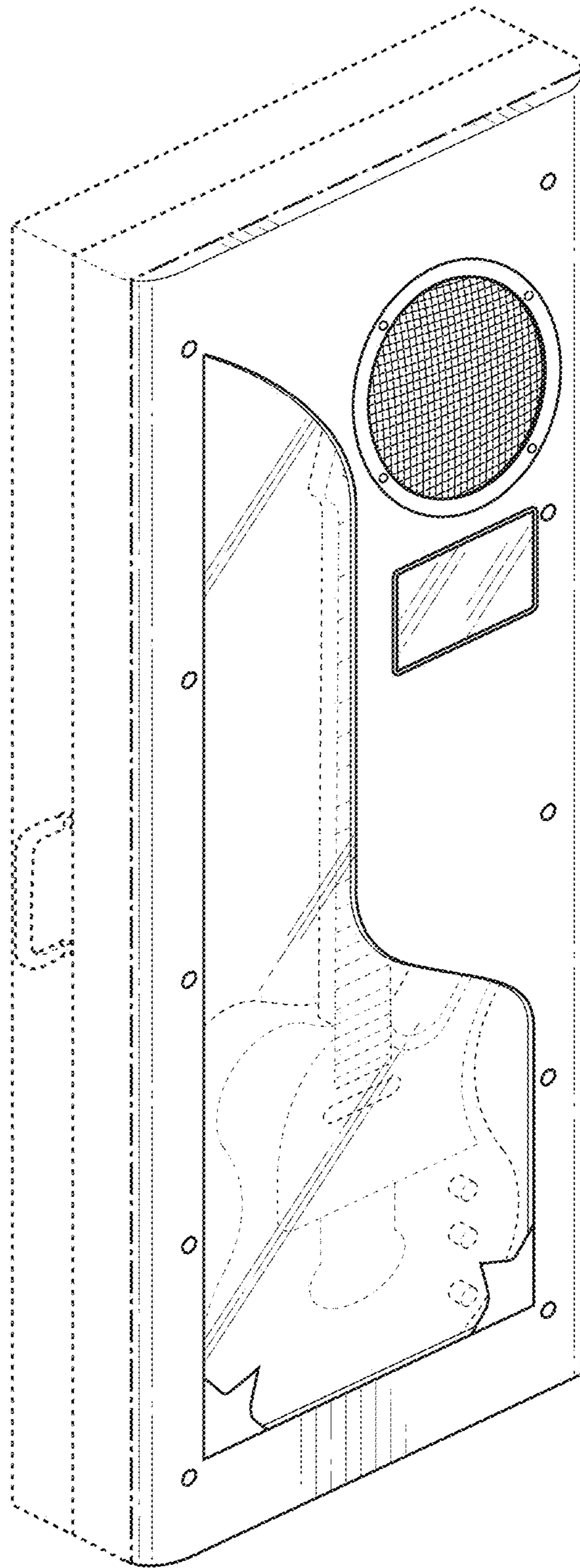


FIG. 1

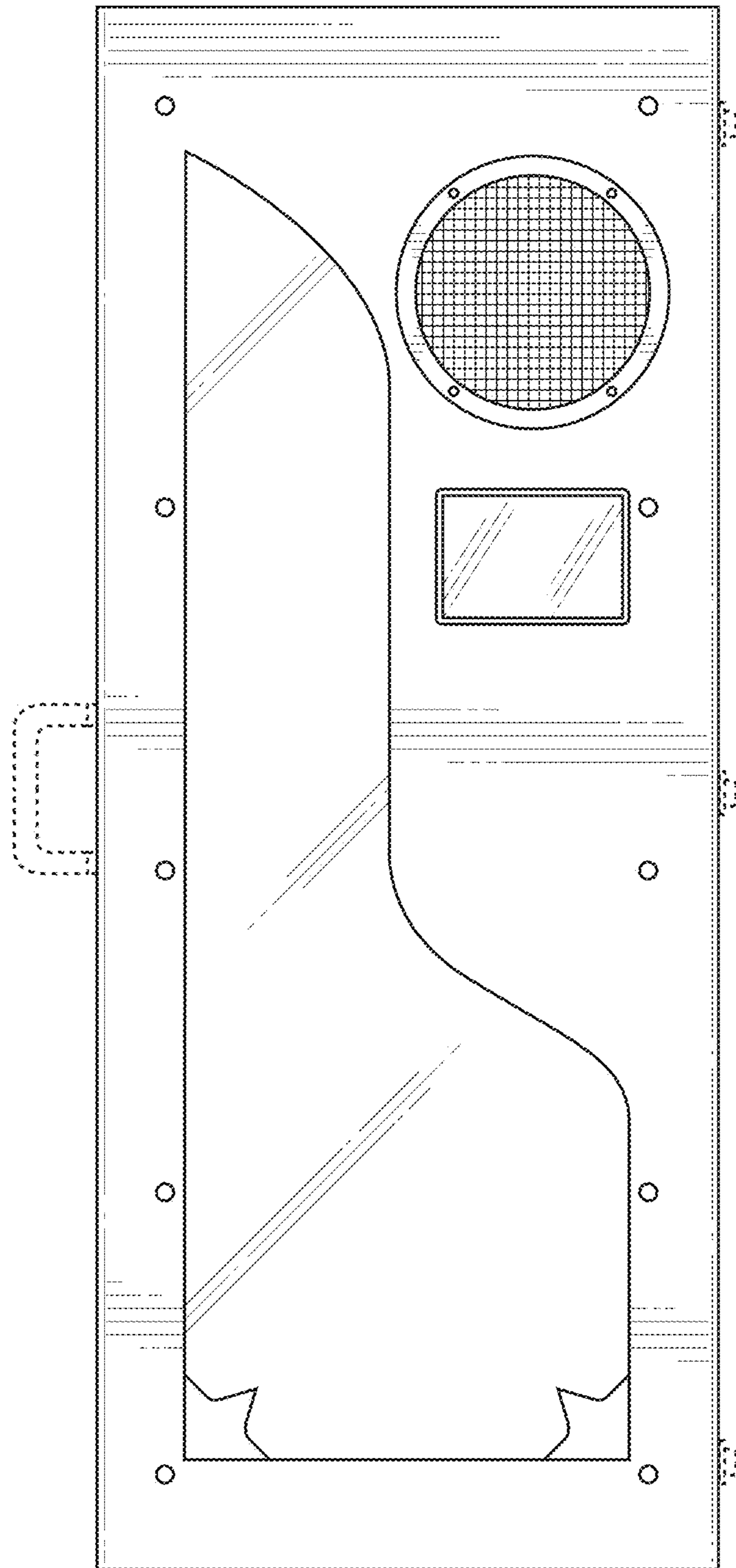


FIG. 2




FIG. 3




FIG. 4






FIG. 5



**FIG. 6**



**FIG. 7**