



US00D896501S

(12) **United States Design Patent**
Guo et al.

(10) **Patent No.:** **US D896,501 S**

(45) **Date of Patent:** **** Sep. 22, 2020**

(54) **PILL BOX**

(71) Applicant: **ZHUHAI EKTOUCH TECHNOLOGY CO., LTD.**, Zhuhai (CN)

(72) Inventors: **Jinpeng Guo**, Zhuhai (CN); **Wei Du**, Zhuhai (CN)

(73) Assignee: **ZHUHAI EKTOUCH TECHNOLOGY CO., LTD.**, Zhuhai (CN)

(**) Term: **15 Years**

(21) Appl. No.: **29/732,433**

(22) Filed: **Apr. 24, 2020**

(30) **Foreign Application Priority Data**

Nov. 28, 2019 (CN) 2019 3 0661648

(51) **LOC (12) Cl.** **03-01**

(52) **U.S. Cl.**
USPC **D3/203.3**

(58) **Field of Classification Search**

USPC D3/201, 203.1–203.8, 273, 294, 295;
D9/756, 759, 420, 421, 414, 428
CPC .. A45D 40/00; A45D 40/22; A61J 1/00; A61J 1/03; A61J 7/04; A61J 7/0084; B65D 83/04; B65D 43/16; B65D 43/161; B65D 43/162

See application file for complete search history.

(56) **References Cited**

U.S. PATENT DOCUMENTS

D264,520 S * 5/1982 Garrett D19/67
D273,403 S * 4/1984 DeLuca D21/392
D285,128 S * 8/1986 Yuen D28/77
D335,896 S * 5/1993 Evenson D19/83

D354,848 S * 1/1995 Lovell D28/77
D365,206 S * 12/1995 Goodman D3/273
D367,211 S * 2/1996 Cautereels D3/294
D398,521 S * 9/1998 Coe D3/203.3
D399,540 S * 10/1998 Wolfenstein D21/392
D403,158 S * 12/1998 Au D3/294
D418,297 S * 1/2000 Budert D3/286
D423,772 S * 5/2000 Cooper D3/201
D425,294 S * 5/2000 Haverstick D3/203.1
D426,381 S * 6/2000 Au D3/201
D431,905 S * 10/2000 McCormack D3/273
D448,154 S * 9/2001 Mann D3/203.1
D458,127 S * 6/2002 de Groote D3/294
D459,886 S * 7/2002 Jones D3/294
D484,305 S * 12/2003 Eldon, III D3/205
D487,192 S * 3/2004 Farnham D3/294
D489,609 S * 5/2004 Holthaus D9/430
D506,065 S * 6/2005 Sugino D13/103
D523,743 S * 6/2006 Solowiejko D3/294
D527,182 S * 8/2006 Ham D3/274

(Continued)

Primary Examiner — Steven J Czyz

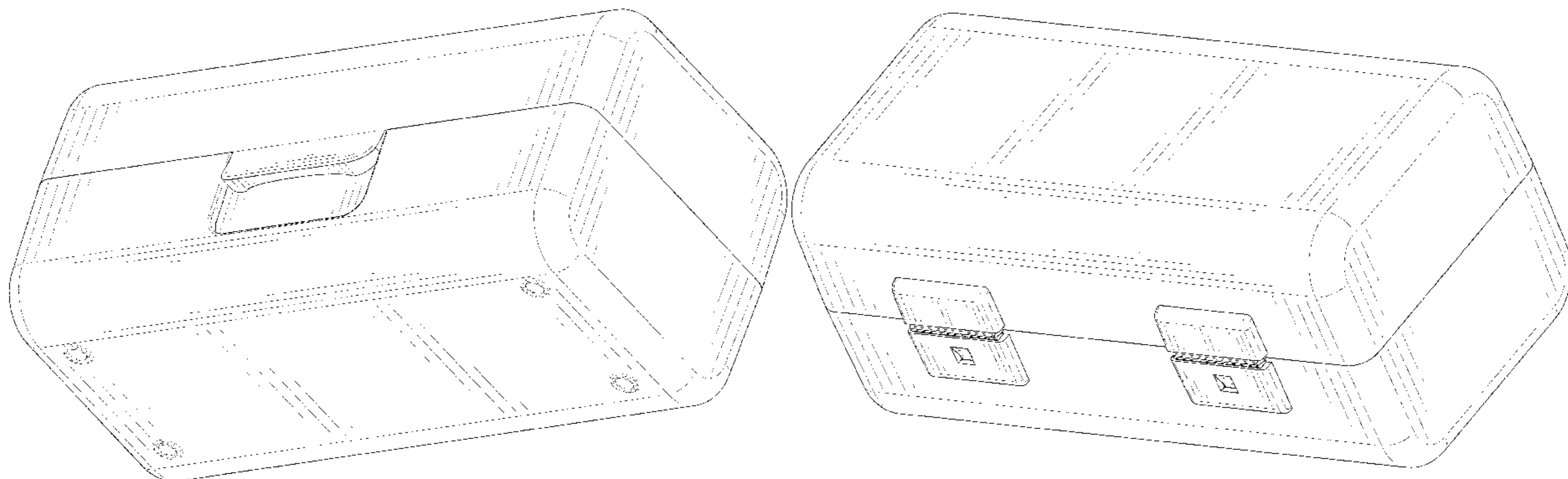
(57) **CLAIM**

The ornamental design for a pill box, as shown and described.

DESCRIPTION

FIG. 1 is a perspective view of a pill box showing new design;
FIG. 2 is another perspective view thereof;
FIG. 3 is a front elevational view thereof;
FIG. 4 is a rear elevational view thereof;
FIG. 5 is a left side elevational view thereof;
FIG. 6 is a right side elevational view thereof;
FIG. 7 is a top plan view thereof;
FIG. 8 is a bottom plan view thereof; and,
FIG. 9 is a perspective view of the pill box where the pill box is opened and in a configuration of use.
The broken lines in the drawings depict portions of the pill box that form no part of the claimed design.

1 Claim, 9 Drawing Sheets



(56)

References Cited

U.S. PATENT DOCUMENTS

D548,970 S * 8/2007 Huang D3/294
 D575,956 S * 9/2008 Reardon D3/295
 D592,398 S * 5/2009 Roesler D3/294
 D592,399 S * 5/2009 Sage D3/295
 D593,316 S * 6/2009 Ruwiel D3/203.2
 D641,164 S * 7/2011 Cornu D3/294
 D663,112 S * 7/2012 Fulmer Mason D3/203.3
 D665,253 S * 8/2012 Bellamah D9/424
 D672,554 S * 12/2012 Penttinen D3/273
 D675,434 S * 2/2013 Vernall D3/294
 D694,102 S * 11/2013 Bellamah D9/424
 D715,051 S * 10/2014 Tung D3/294
 D718,049 S * 11/2014 Hsu D3/273
 8,910,781 B2 * 12/2014 Pipes A24F 23/00
 206/242
 D731,784 S * 6/2015 McGarry D3/205
 D735,476 S * 8/2015 Duvigneau D3/294
 D746,671 S * 1/2016 Fohner D9/414
 D764,910 S * 8/2016 Akana D9/432

D772,572 S * 11/2016 Palmborg D3/294
 D775,462 S * 1/2017 Noble D3/203.3
 D775,818 S * 1/2017 Ingraham D3/218
 D812,368 S * 3/2018 Noble D3/203.3
 D815,436 S * 4/2018 Stanley D3/294
 D817,640 S * 5/2018 Dang D3/294
 D823,594 S * 7/2018 Newman D3/203.5
 D829,434 S * 10/2018 Petersen D3/203.1
 D846,264 S * 4/2019 Wu D3/201
 D860,630 S * 9/2019 Schaumann D3/20
 D863,677 S * 10/2019 Chung D27/172
 D864,110 S * 10/2019 Yoshimura D13/108
 D866,164 S * 11/2019 Chen D3/205
 D876,821 S * 3/2020 Lee D3/203.3
 D878,048 S * 3/2020 Wang D3/294
 D882,262 S * 4/2020 Zhang D3/294
 D886,454 S * 6/2020 Williamson D3/294
 D886,455 S * 6/2020 Williamson D3/294
 D887,701 S * 6/2020 Schaepers D3/203.1
 D889,757 S * 7/2020 Anderson D30/161
 2018/0044060 A1 2/2018 Leahy

* cited by examiner




FIG. 1




FIG. 2

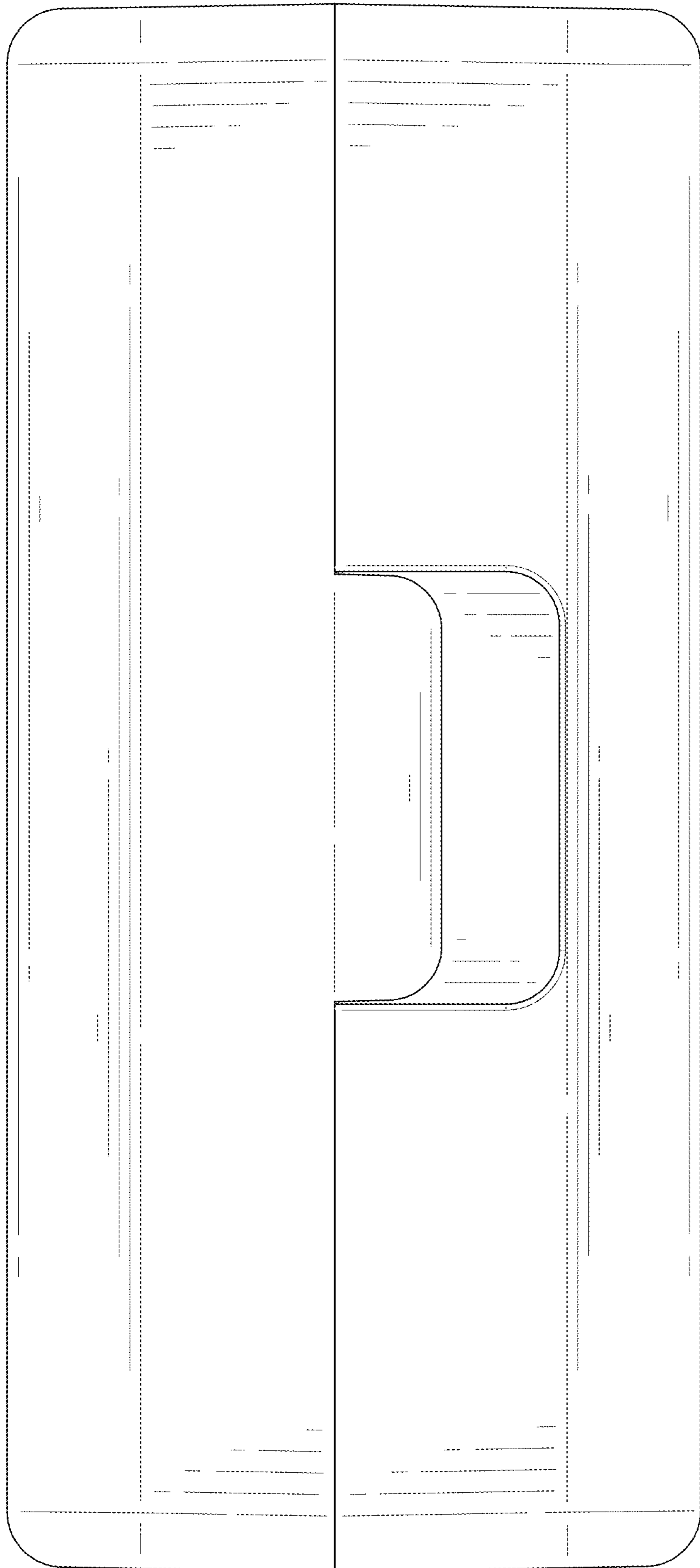


FIG. 3

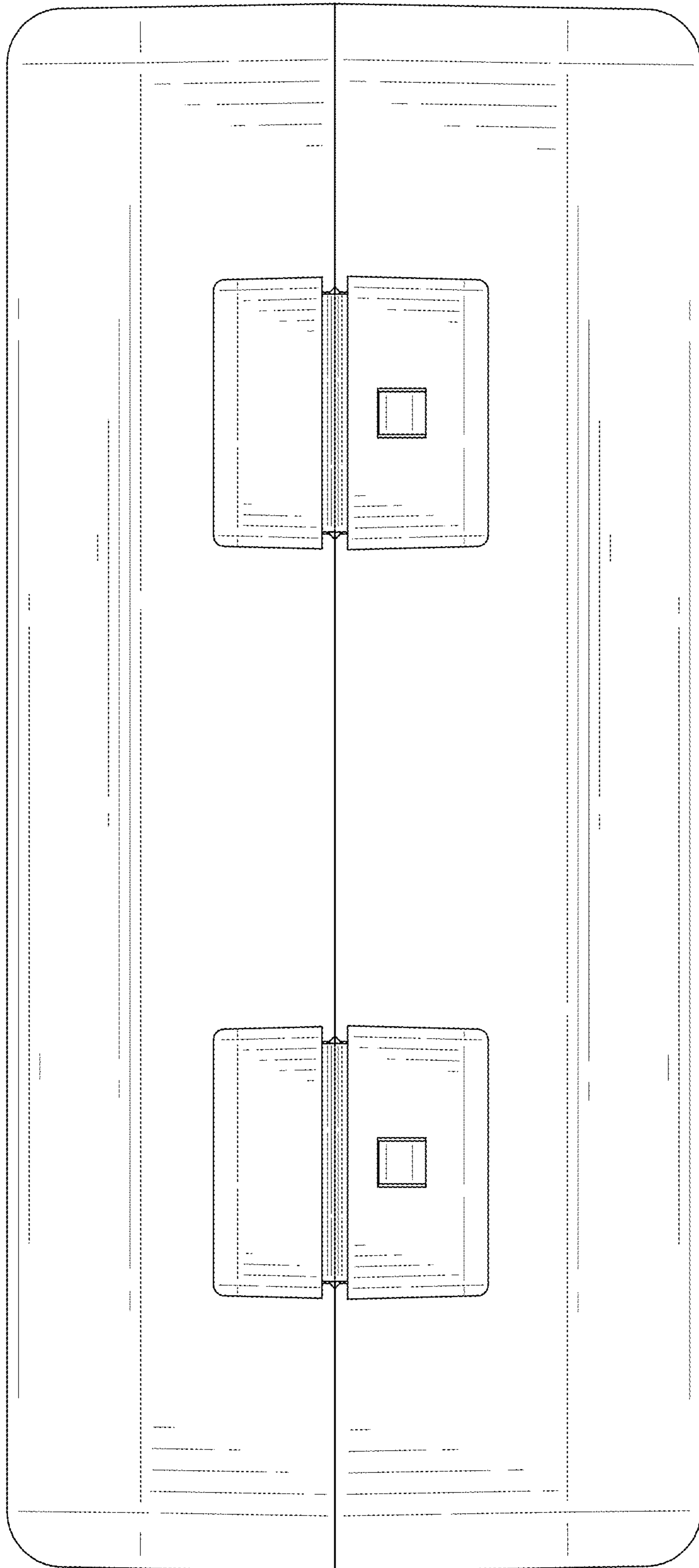


FIG. 4

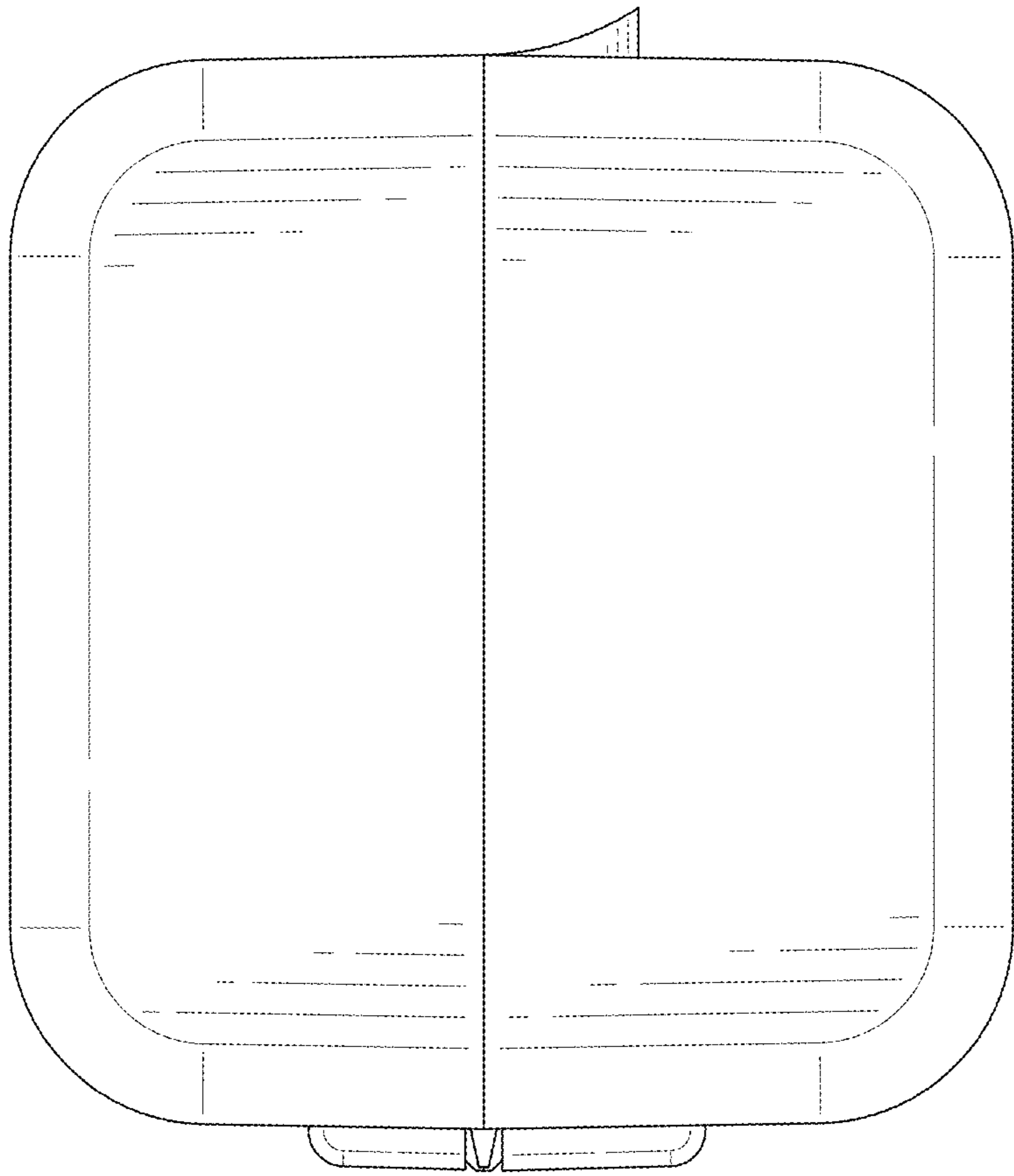


FIG. 5

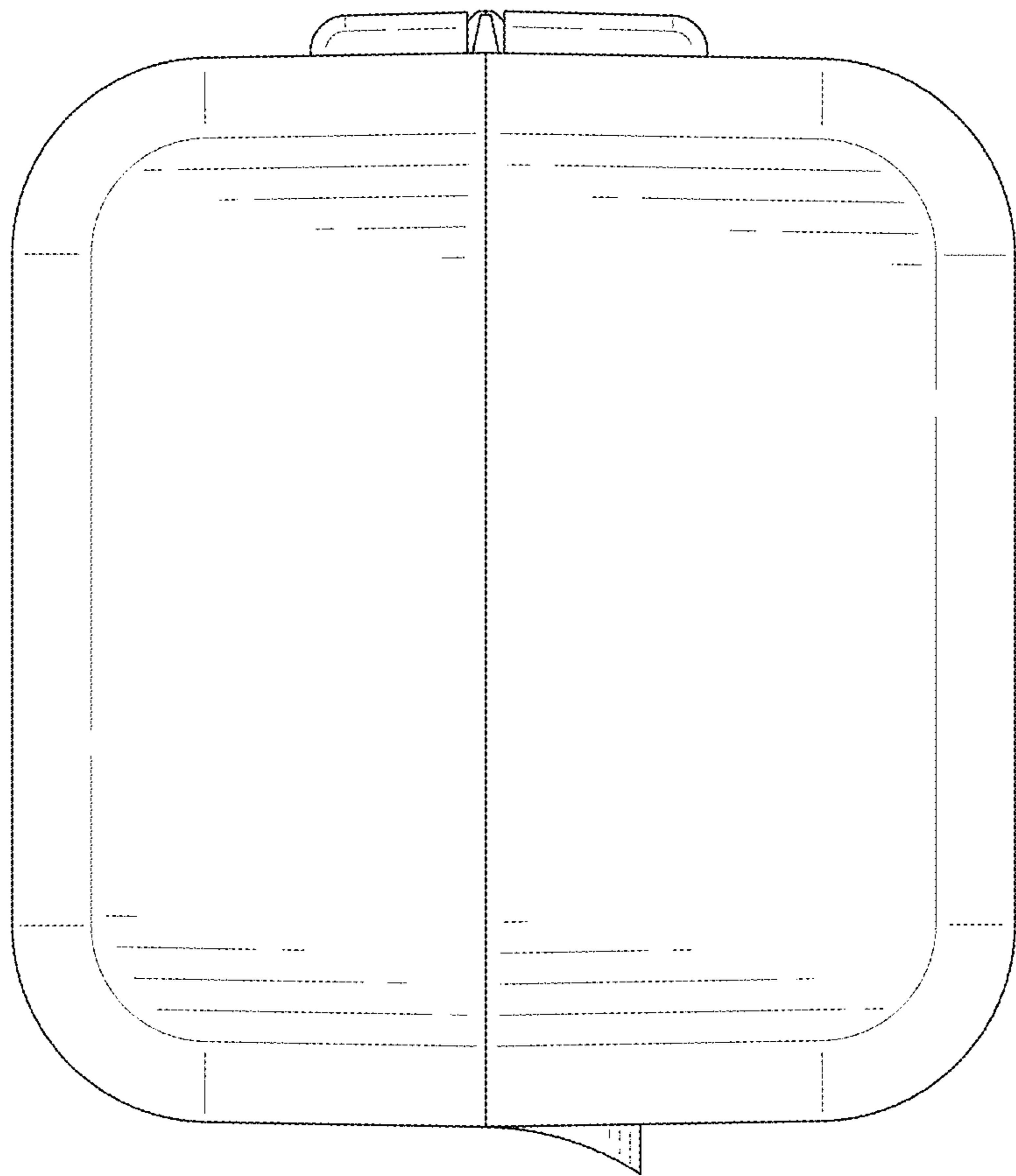


FIG. 6

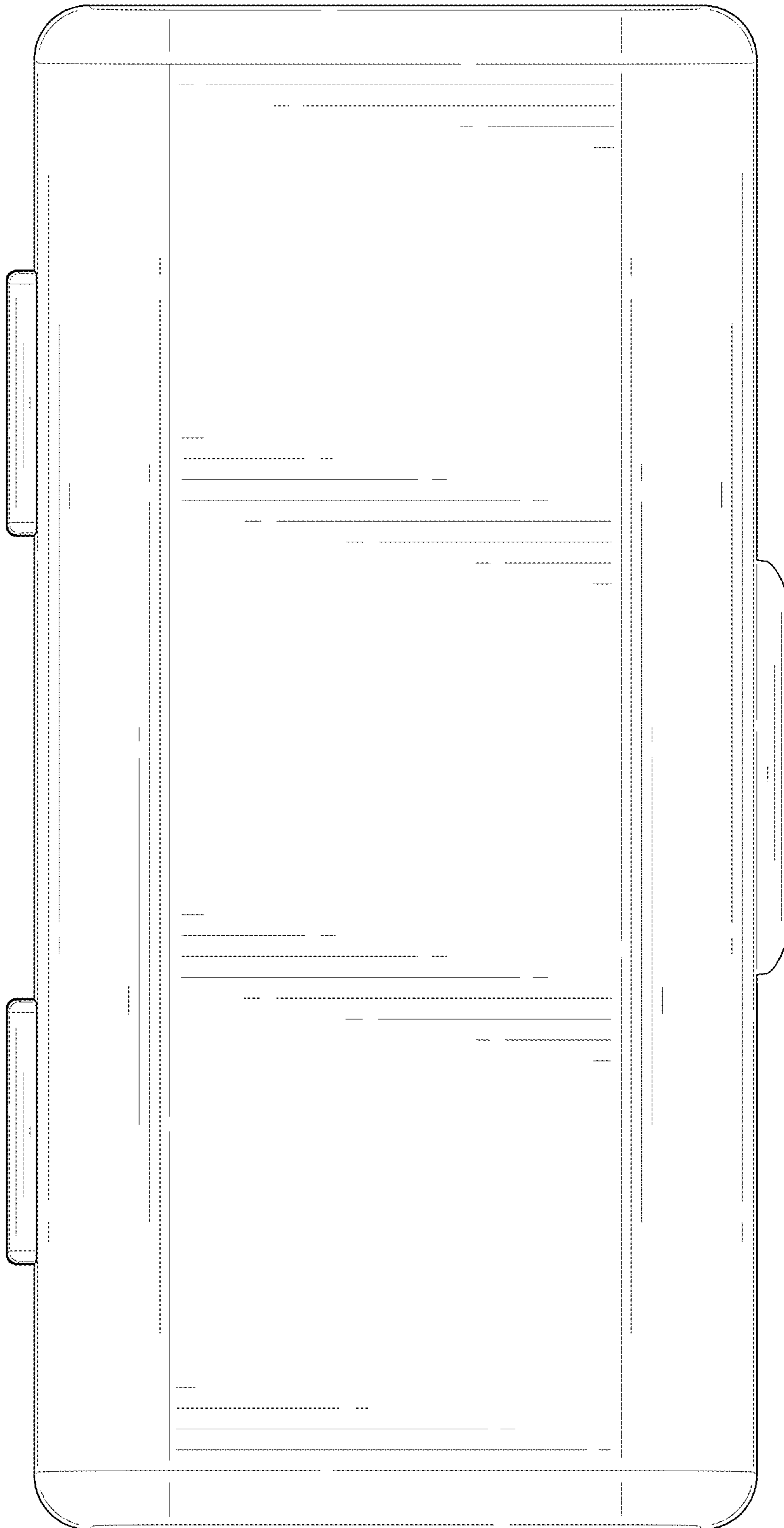


FIG. 7

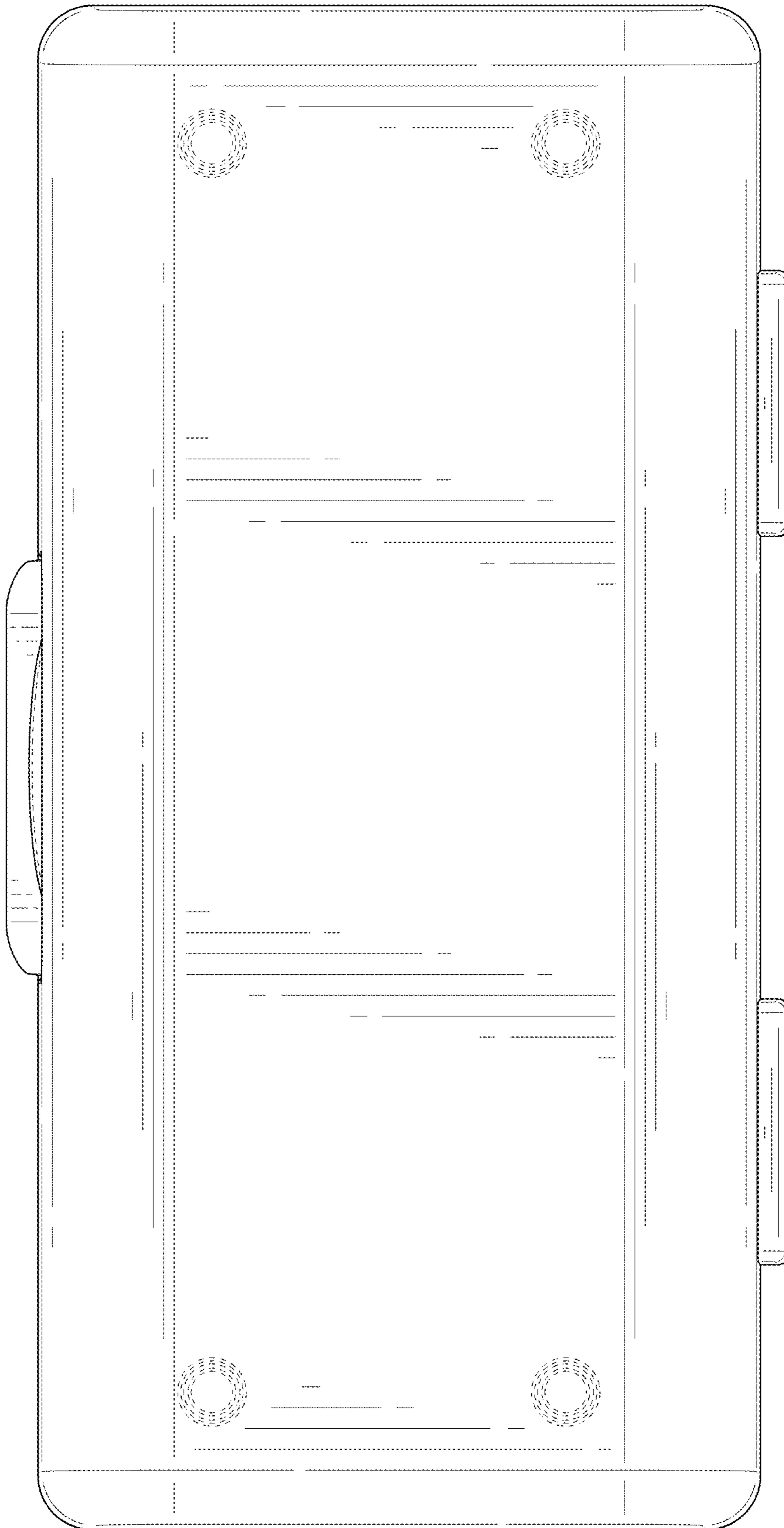


FIG. 8

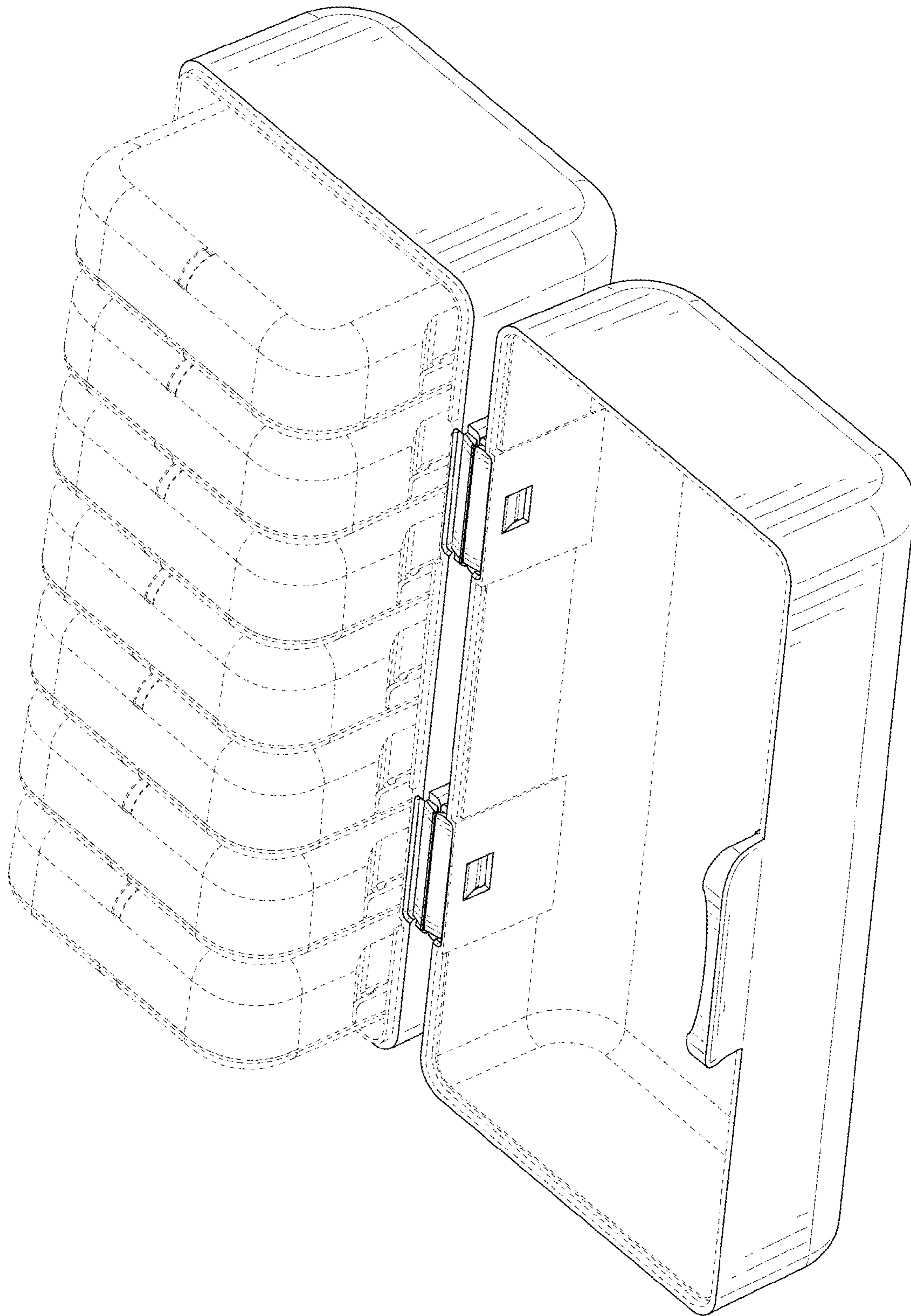


FIG. 9