

US00D896499S

(12) **United States Design Patent** (10) **Patent No.:** **US D896,499 S**
Deener, Jr. (45) **Date of Patent:** **** Sep. 22, 2020**

(54) **SPORT FIGURINE FAN**
(71) Applicant: **Irvin Marlowe Deener, Jr.**, Sterling, VA (US)
(72) Inventor: **Irvin Marlowe Deener, Jr.**, Sterling, VA (US)
(**) Term: **15 Years**
(21) Appl. No.: **29/669,380**
(22) Filed: **Nov. 7, 2018**
(51) **LOC (12) Cl.** **03-04**
(52) **U.S. Cl.**
USPC **D3/4**
(58) **Field of Classification Search**
USPC D3/1-4; D11/131, 132, 142, 157, 160, D11/184; D20/29, 30, 31, 99
CPC A63H 33/00; A63H 33/16; A63H 37/00; G09F 1/00; G09F 1/10; G09F 19/00; G09F 19/08; G09F 21/00; G09F 21/026; F04D 25/084; F04D 25/086; A45B 27/00
See application file for complete search history.

5,432,991 A * 7/1995 Godleski A63H 3/14
116/306
5,433,025 A * 7/1995 Borghese A63H 3/14
2/158
D370,335 S * 6/1996 Way D3/4
D389,638 S * 1/1998 Kubota D3/1
D395,544 S * 6/1998 Smith D3/4
D414,212 S * 9/1999 Palardis D20/29
D414,815 S * 10/1999 McDonald D20/31
D417,547 S * 12/1999 Minnick D3/4
D428,248 S * 7/2000 Rippo D3/4
D429,325 S * 8/2000 Macaree D20/30
D432,454 S * 10/2000 Lawrence D11/131
D462,999 S * 9/2002 Evans D20/31
D466,279 S * 12/2002 Smith D3/3
D472,184 S * 3/2003 Ben-Haim D11/157
D473,265 S * 4/2003 Miska D20/29
D490,747 S * 6/2004 Banman D11/160
D585,327 S * 1/2009 Jenkins D11/157
D595,611 S * 7/2009 Kuehmicel D11/157
D607,075 S * 12/2009 McDonald D20/31
D650,444 S * 12/2011 Farver D20/31
D664,598 S * 7/2012 Bengyak D20/30

(Continued)

Primary Examiner — Steven J Czyz

(57) **CLAIM**

The ornamental design for a sport figurine fan, as shown and described.

DESCRIPTION

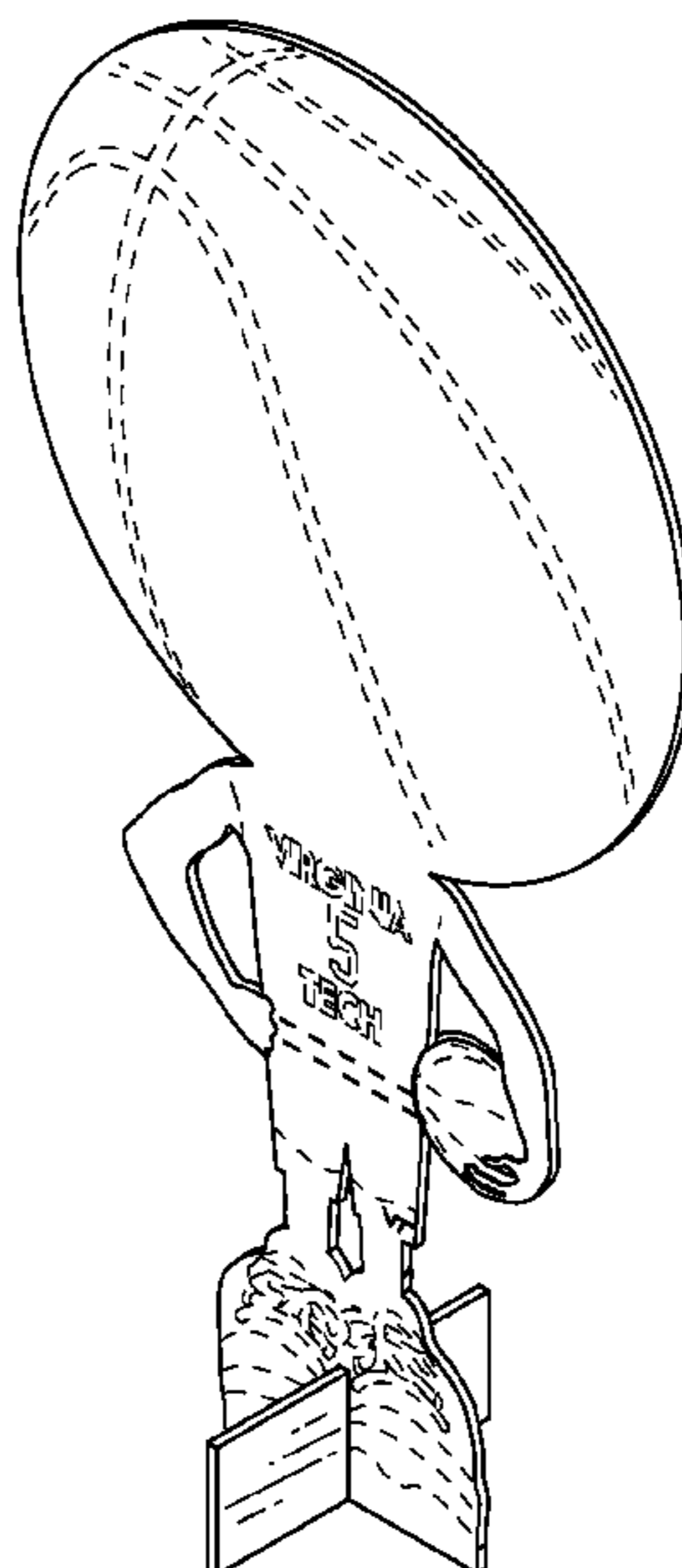
FIG. 1 is a right perspective view of a sports figurine fan showing my new design;
FIG. 2 is a left perspective view thereof;
FIG. 3 is a front elevation view thereof;
FIG. 4 is a right elevation view, a left elevation view being a mirror image thereof;
FIG. 5 is a top plan view thereof; and,
FIG. 6 is a bottom plan view.
The broken lines depict portions of the article that form no part of the claimed design.

1 Claim, 6 Drawing Sheets

(56) **References Cited**

U.S. PATENT DOCUMENTS

D233,243 S * 10/1974 Hicks et al. D11/125
4,352,630 A * 10/1982 Wallo A45B 27/00
206/223
D266,969 S * 11/1982 Pope D3/4
D302,072 S * 7/1989 Schroeder D3/4
D304,780 S * 11/1989 Morris, Jr. D3/4
D311,272 S * 10/1990 Sampson D3/1
D327,572 S * 7/1992 Way D3/4
D329,403 S * 9/1992 Trefsgar D11/131
D329,404 S * 9/1992 Trefsgar D11/131
D338,778 S * 8/1993 Routt D3/3
D347,112 S * 5/1994 Monica, Jr. D3/4
D347,658 S * 6/1994 Scapillato D2/613



(56)

References Cited

U.S. PATENT DOCUMENTS

D681,737 S * 5/2013 Bengyak D20/30
D706,528 S * 6/2014 Burnett D3/1
D778,987 S * 2/2017 Pfaff D20/29
D814,570 S * 4/2018 Ilowite D20/30
2003/0129058 A1* 7/2003 Carollo A45B 27/00
416/5
2013/0081312 A1* 4/2013 McFadden G09F 21/026
40/586
2016/0202026 A1* 7/2016 Temple F41J 1/10
273/406
2016/0343274 A1* 11/2016 Stusser G09F 1/08
2017/0057202 A1* 3/2017 Ogren B32B 7/12
2017/0130727 A1* 5/2017 Deener, Jr. F04D 29/005

* cited by examiner

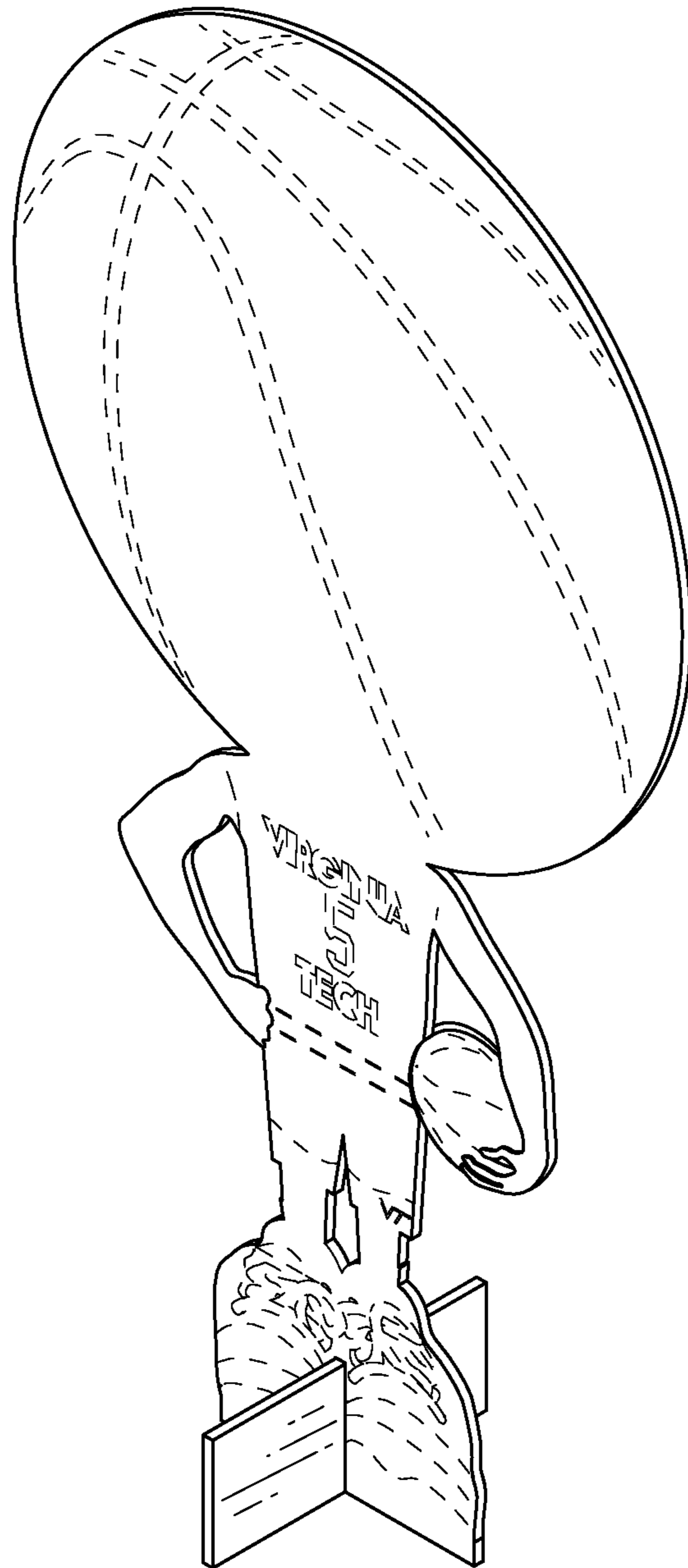


FIG. 1

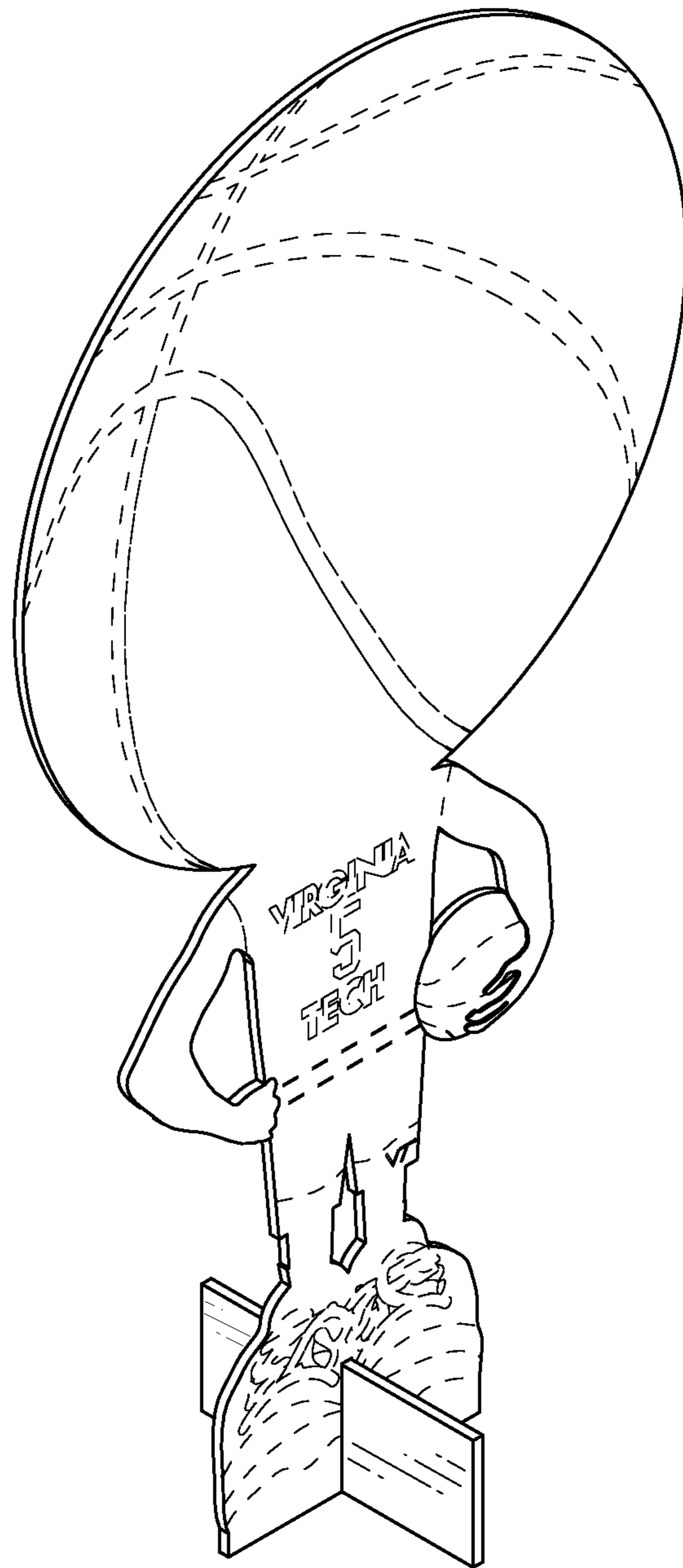


FIG. 2

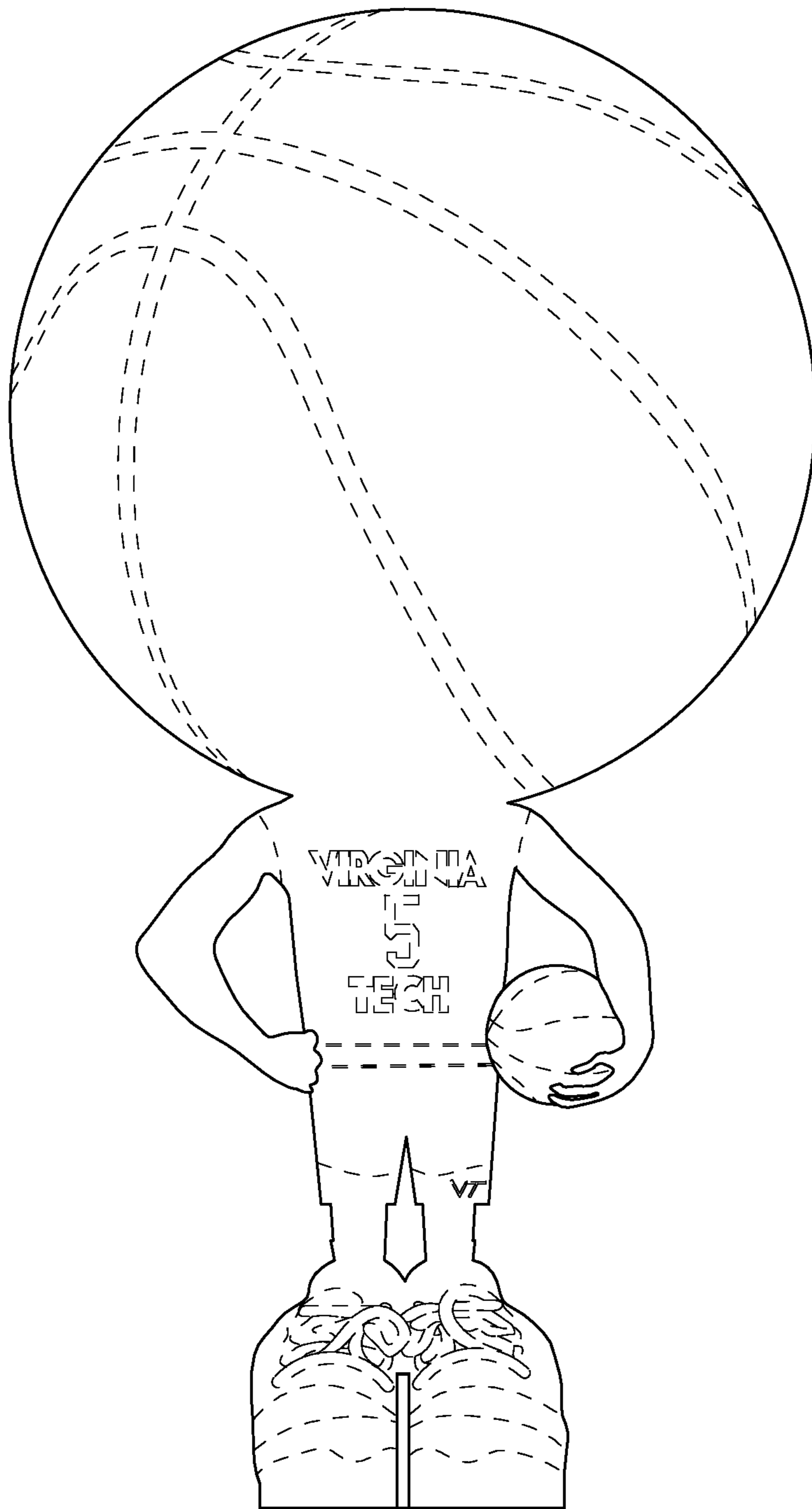


FIG. 3

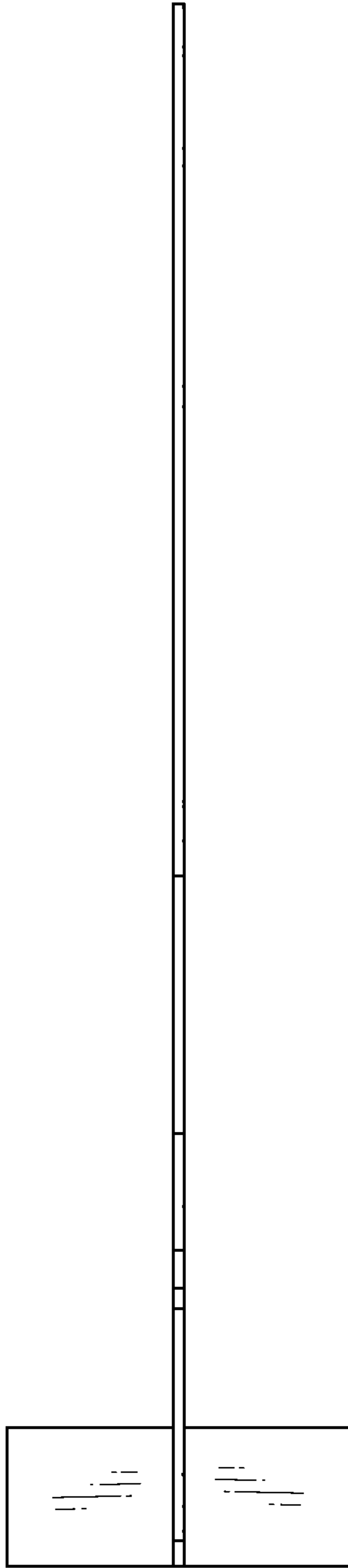


FIG. 4

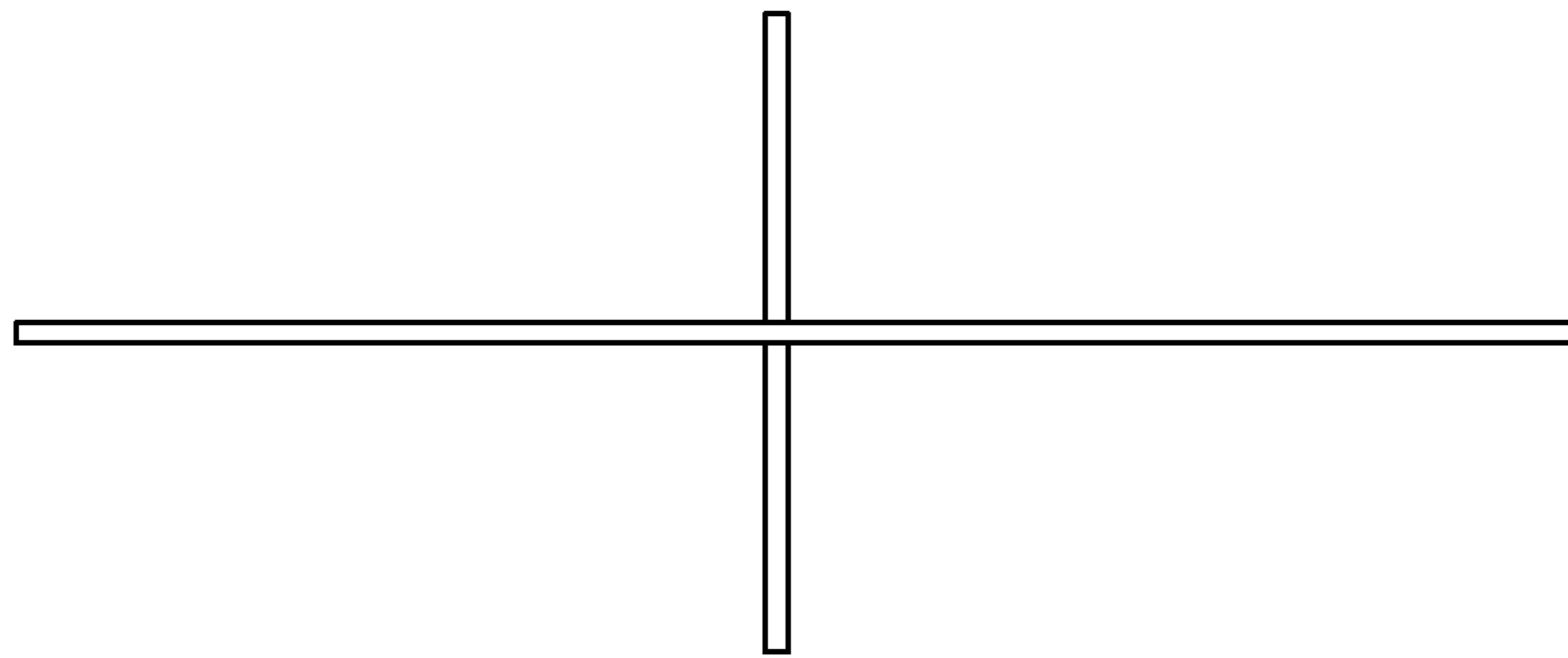


FIG. 5

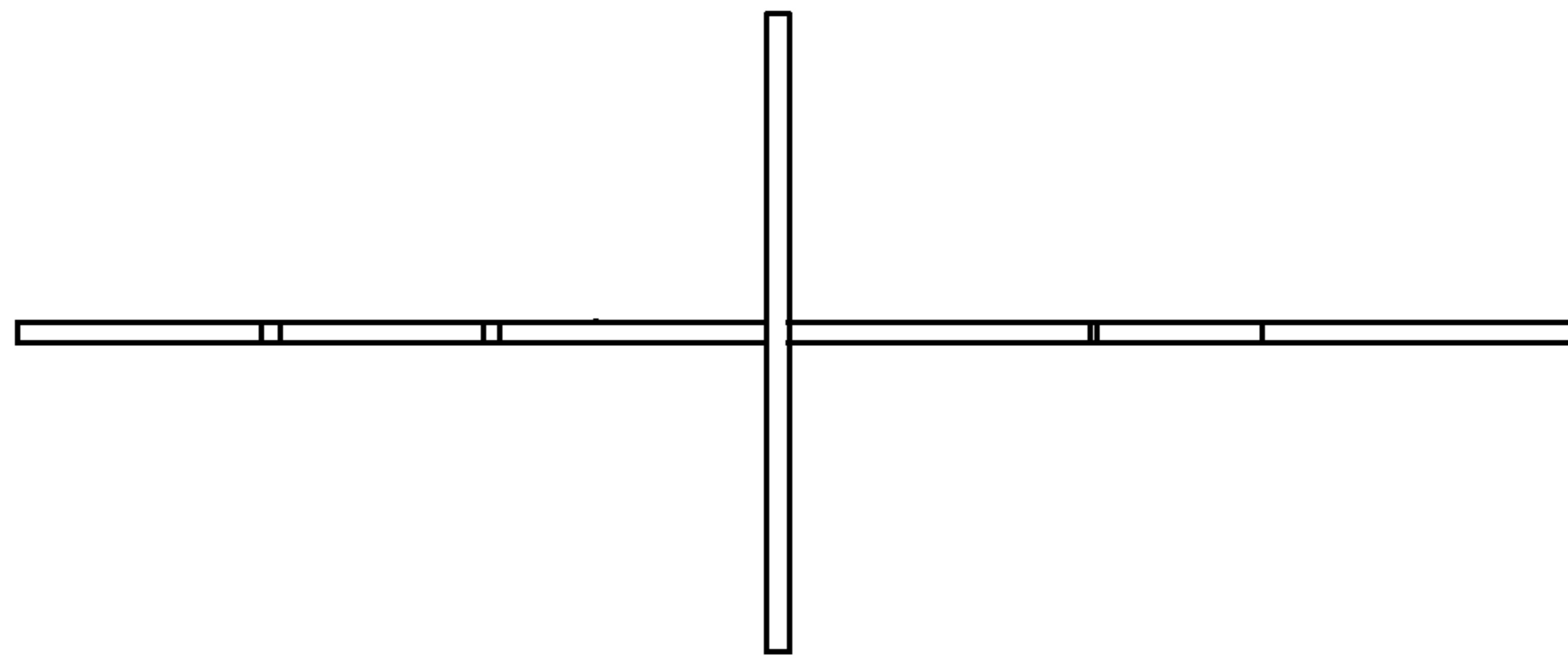


FIG. 6