



US00D896423S

(12) **United States Design Patent**
Yang

(10) **Patent No.:** **US D896,423 S**

(45) **Date of Patent:** **** Sep. 15, 2020**

(54) **BOOK CLIP LAMP**

(71) Applicant: **Kui Yang**, Xiaogan (CN)

(72) Inventor: **Kui Yang**, Xiaogan (CN)

(**) Term: **15 Years**

(21) Appl. No.: **29/735,428**

(22) Filed: **May 21, 2020**

(51) **LOC (12) Cl.** **26-03**

(52) **U.S. Cl.**
USPC **D26/60**

(58) **Field of Classification Search**
USPC D26/1, 24, 60, 62, 63, 65, 85, 92, 93,
D26/104, 106
CPC F21V 21/14; F21V 15/01; F21V 14/02;
F21V 21/30; F21V 21/00; F21V 14/00;
F21V 21/088; F21V 1/008; F21S 8/00;
F21S 8/003; F21S 8/043; F21Y 2105/001;
G03B 15/02

See application file for complete search history.

(56) **References Cited**

U.S. PATENT DOCUMENTS

6,666,563 B2 * 12/2003 Brown F21S 8/00
362/190
D544,124 S * 6/2007 Chan D26/60

D567,982 S 4/2008 Lu
D599,929 S 9/2009 Huang
D689,642 S 9/2013 Huang
D825,823 S * 8/2018 Ren D26/60
D838,888 S * 1/2019 Shengbiao D26/60
D861,944 S * 10/2019 Wu D26/60
D870,942 S * 12/2019 Yang D26/60
D874,701 S * 2/2020 Hu D26/60

* cited by examiner

Primary Examiner — Brian N. Vinson
(74) *Attorney, Agent, or Firm* — HYIP

(57) **CLAIM**

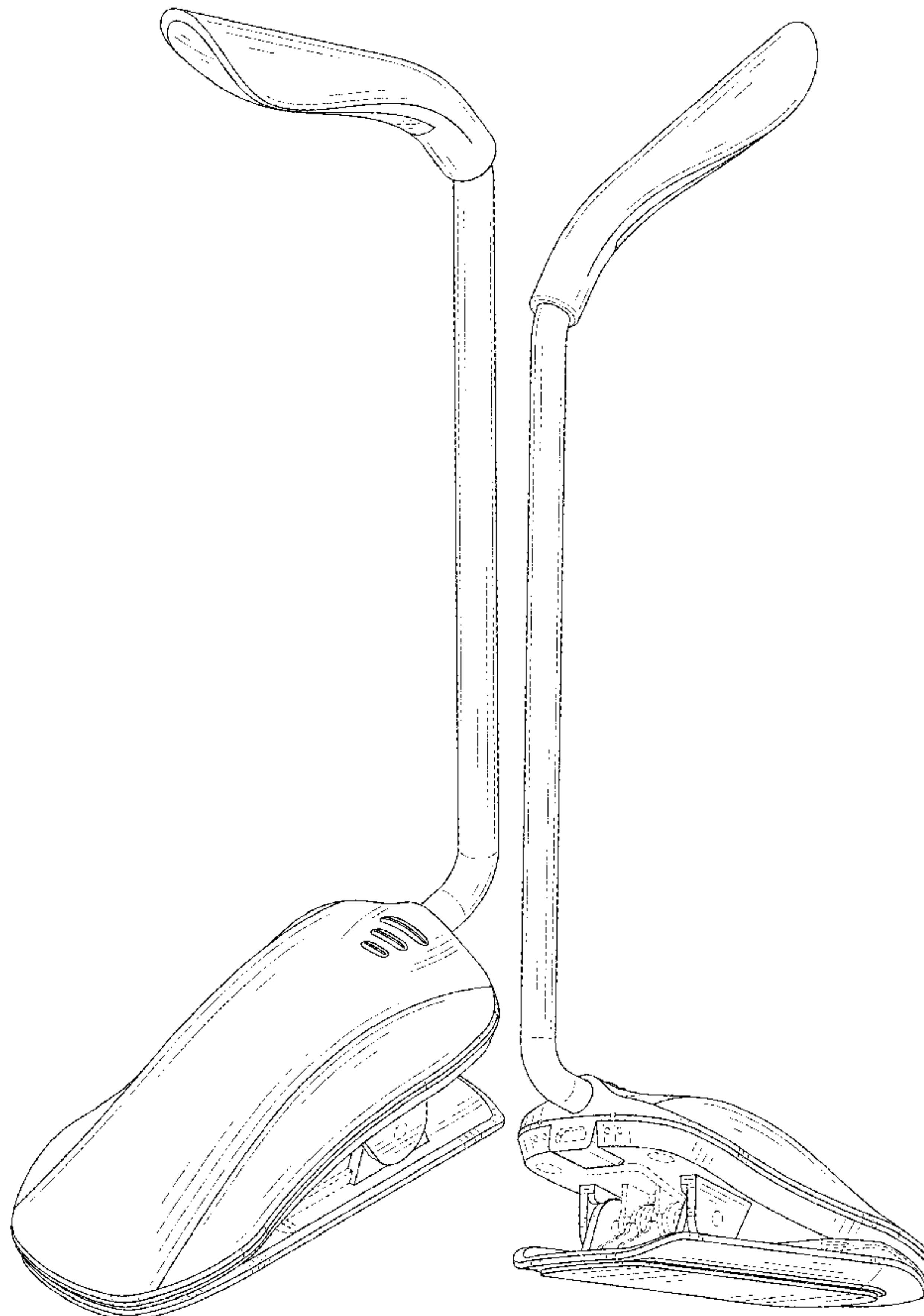
The ornamental design for a book clip lamp, as shown and described.

DESCRIPTION

FIG. 1 is a first perspective view of a book clip lamp showing my new design;
FIG. 2 is a second perspective view thereof;
FIG. 3 is a front view thereof;
FIG. 4 is a back view thereof;
FIG. 5 is a left side view thereof;
FIG. 6 is a right side view thereof;
FIG. 7 is a top view thereof; and,
FIG. 8 is a bottom view thereof.

The broken lines shown in the drawings depict portions of the book clip lamp in which the design is embodied that form no part of the claimed design.

1 Claim, 8 Drawing Sheets



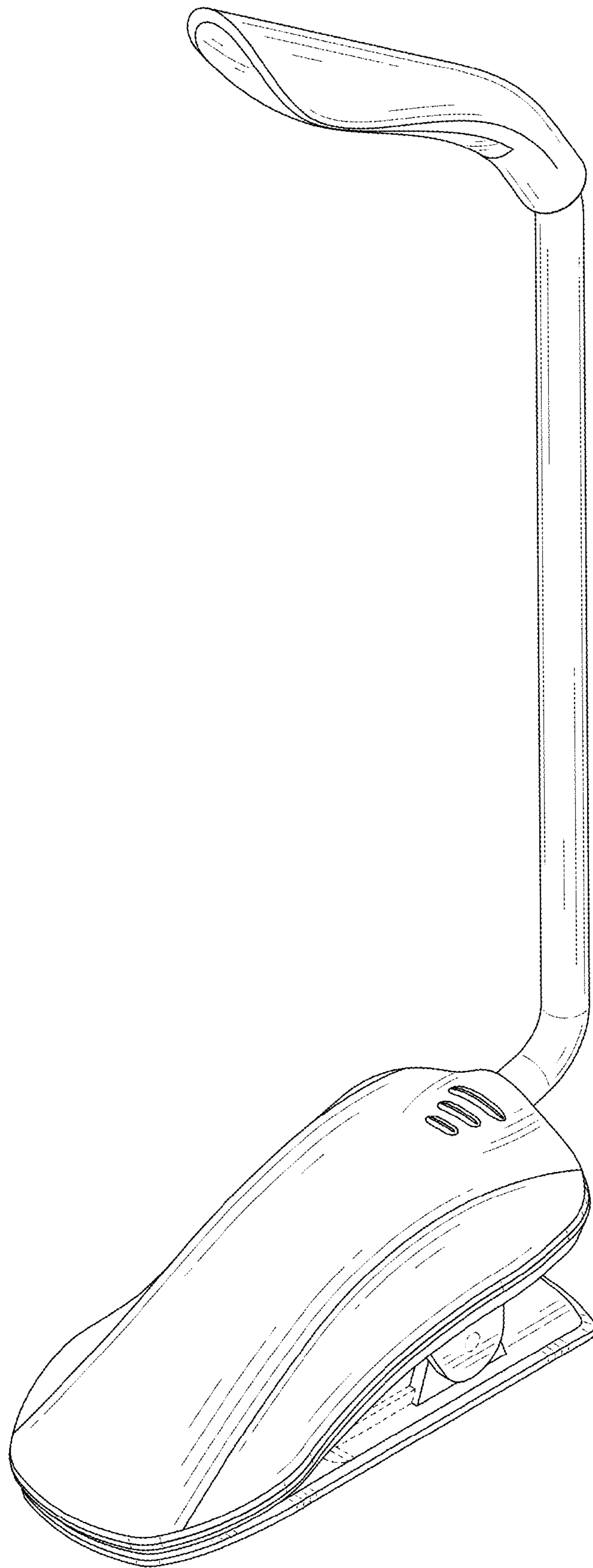


FIG. 1




FIG. 2

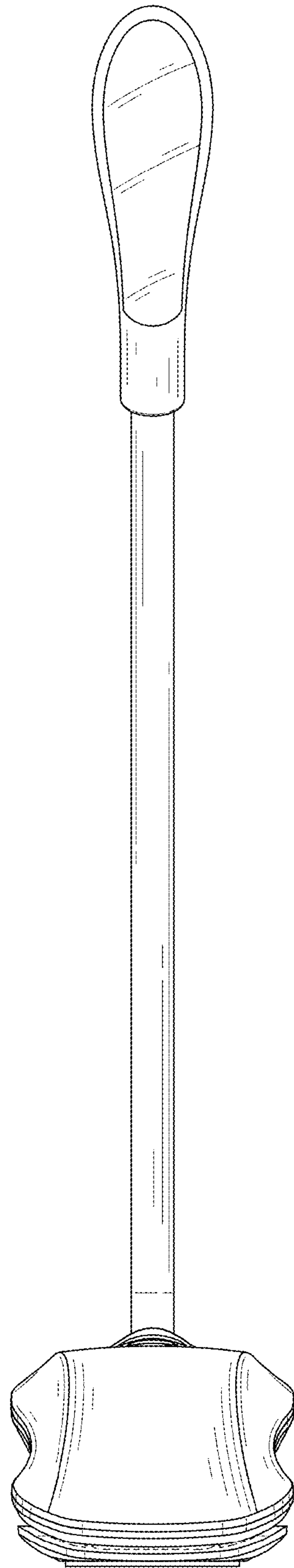


FIG. 3

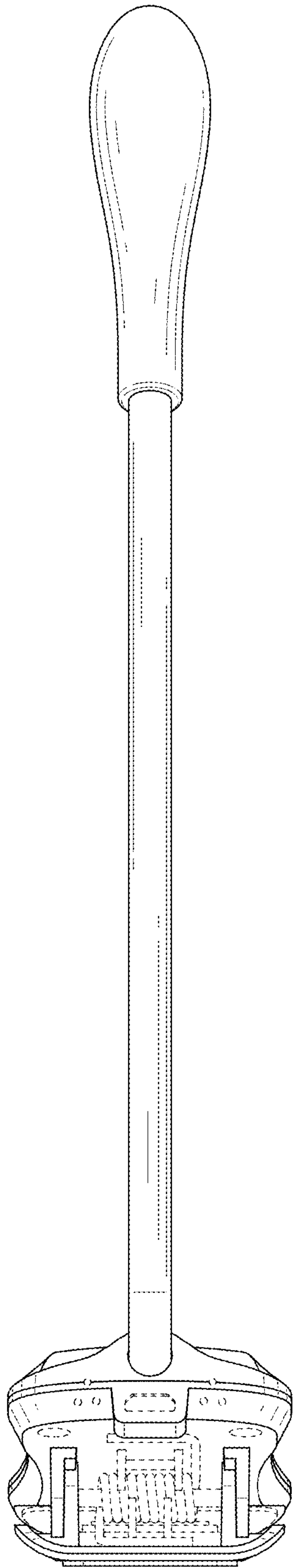


FIG. 4




FIG. 5




FIG. 6

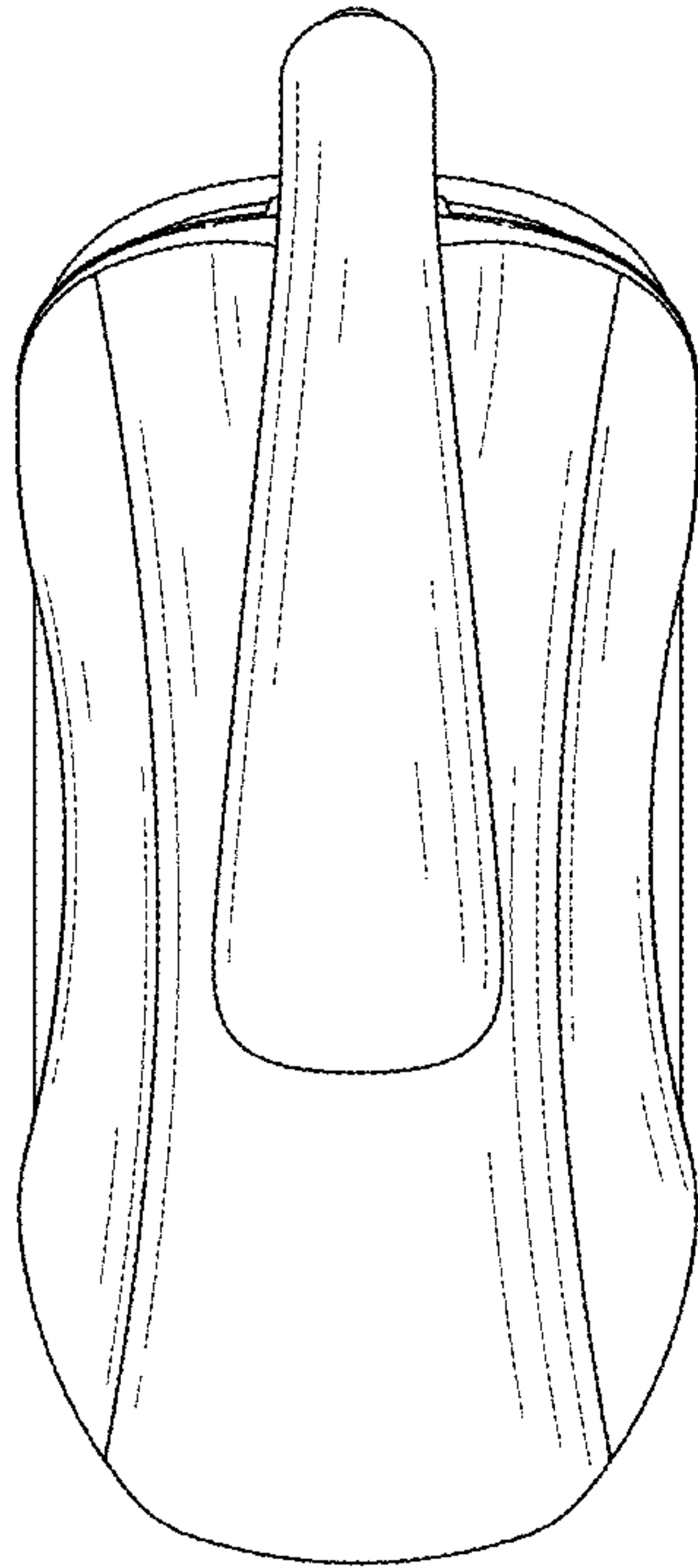


FIG. 7

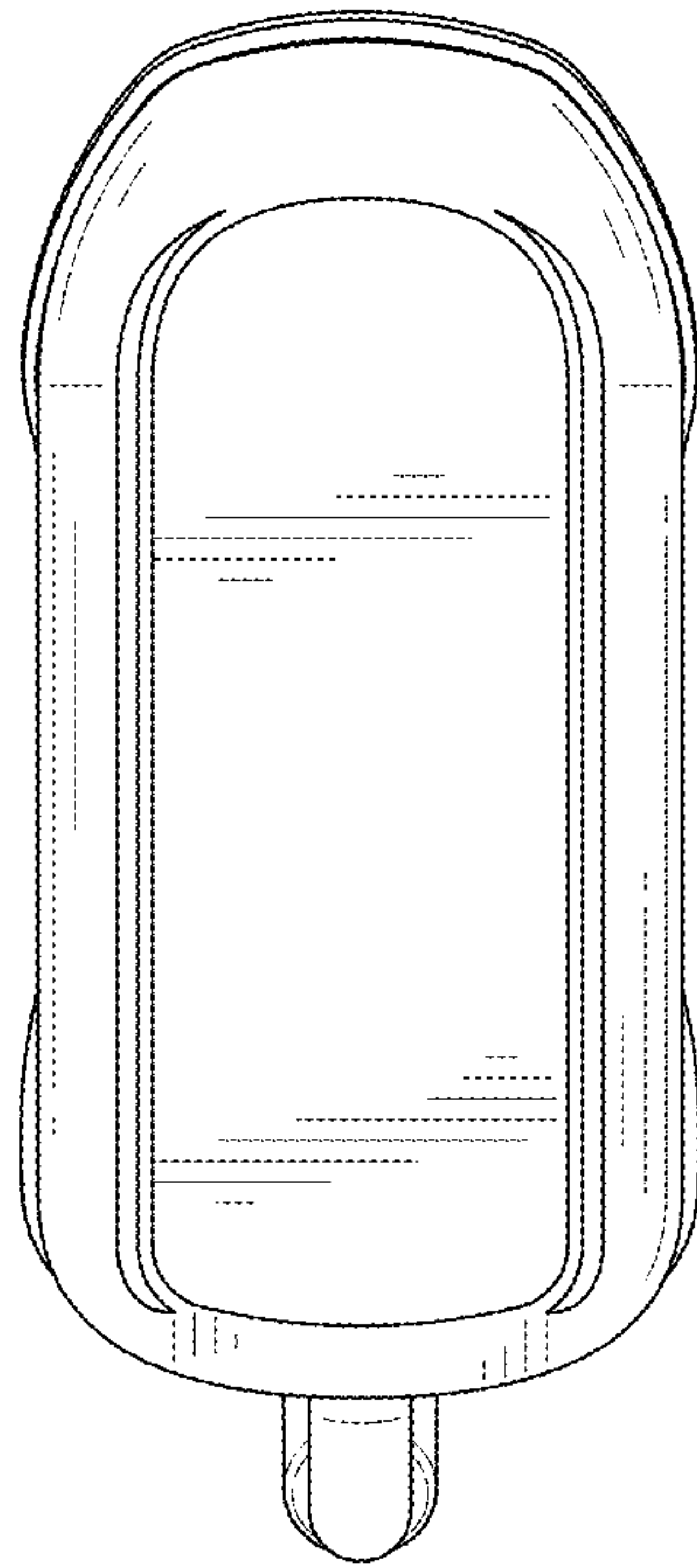


FIG. 8