



US00D896392S

(12) **United States Design Patent** (10) **Patent No.:** **US D896,392 S**
Bergström et al. (45) **Date of Patent:** **** Sep. 15, 2020**

(54) **PART OF A WOUND DRESSING**

(71) Applicant: **MÖLNLYCKE HEALTH CARE AB**,
Gothenburg (SE)

(72) Inventors: **Maria Gustin Bergström**, Linköping
(SE); **Linda Östlund**, Kungälv
(SE); **Lena Jacobsson**, Gothenburg
(SE)

(73) Assignee: **MÖLNLYCKE HEALTH CARE AB**,
Gothenburg (SE)

(**) Term: **15 Years**

(21) Appl. No.: **29/603,723**

(22) Filed: **May 11, 2017**

(30) **Foreign Application Priority Data**

Nov. 16, 2016 (EM) 003465798

(51) **LOC (12) Cl.** **24-04**

(52) **U.S. Cl.**
USPC **D24/189**

(58) **Field of Classification Search**
USPC D24/189-192

(Continued)

(56) **References Cited**

U.S. PATENT DOCUMENTS

D295,077 S * 4/1988 Wagle D24/119
D295,078 S * 4/1988 Wagle D24/119

(Continued)

OTHER PUBLICATIONS

Mepilex Transfer Wound Dressing 6"×8". Molnlycke Safetac #294899,
[online], [Site visited Oct. 1, 2019], Available from Internet,
<URL:https://www.hightidehealth.com/mepilex-transfer-dressing-
6×8-294899.html>, 5 pages (Year: 2019).*

(Continued)

Primary Examiner — Lakiya G Rogers

Assistant Examiner — Carissa C Fitts

(74) *Attorney, Agent, or Firm* — Ballard Spahr LLP

(57) **CLAIM**

The ornamental design for a part of a wound dressing, as shown and described.

DESCRIPTION

The patent or application file contains at least one drawing executed in color. Copies of this patent or patent application publication with color drawing(s) will be provided by the Office upon request and payment of the necessary fee.

FIG. 1 is a perspective view of a first embodiment of part of a wound dressing showing our new design;

FIG. 2 is a top plan view thereof;

FIG. 3 is a front plan view thereof;

FIG. 4 is a left side elevational view thereof;

FIG. 5 is a right side elevational view thereof;

FIG. 6 is a bottom plan view thereof;

FIG. 7 is a rear elevational view thereof;

FIG. 8 is a perspective view of a second an embodiment of a part of a wound dressing showing our new design;

FIG. 9 is a top plan view thereof;

FIG. 10 is a left side elevational view thereof;

FIG. 11 is a front plan view thereof;

FIG. 12 is a right side elevational view thereof;

FIG. 13 is a bottom plan view thereof;

FIG. 14 is a rear elevational view thereof;

FIG. 15 is a perspective view of a third embodiment of a part of a wound dressing showing our new design;

FIG. 16 is a top plan view thereof;

FIG. 17 is a front plan view thereof;

FIG. 18 is a left side elevational view thereof;

FIG. 19 is a right side elevational view thereof;

FIG. 20 is a bottom plan view thereof;

FIG. 21 is a rear elevational view thereof;

FIG. 22 is a perspective view of an eleventh embodiment of the release liner for a wound dressing showing our new design;

FIG. 23 is a top plan view thereof;

FIG. 24 is a left side elevational view thereof;

FIG. 25 is a front plan view thereof;

(Continued)

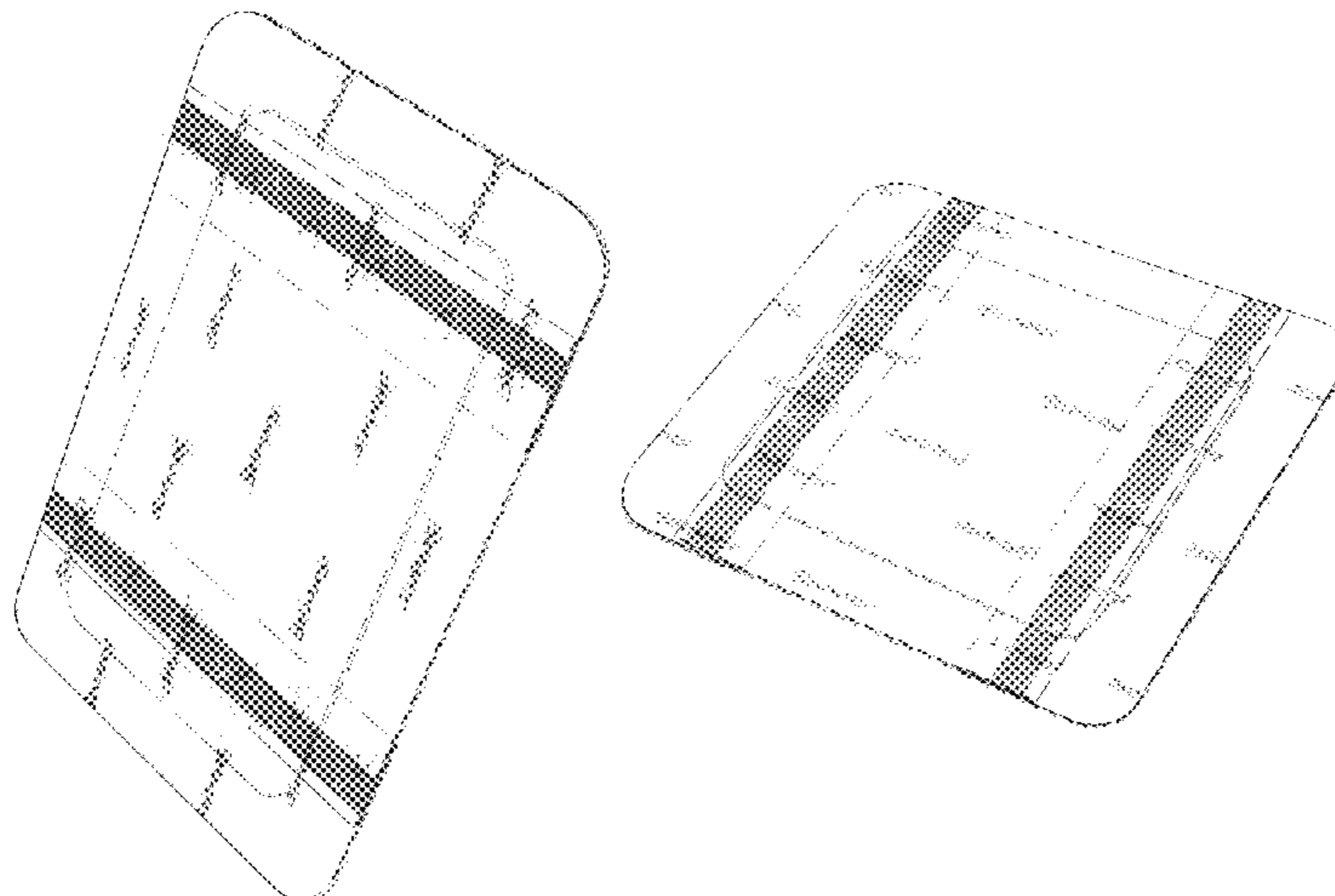


FIG. 26 is a right side elevational view thereof;
FIG. 27 is a bottom plan view thereof; and,
FIG. 28 is a rear elevational view thereof.
The portions of the part of the wound dressing shown with
broken lines form no part of the claim.

1 Claim, 12 Drawing Sheets
(4 of 12 Drawing Sheet(s) Filed in Color)

(58) **Field of Classification Search**
CPC A61F 13/02; A61L 15/28
See application file for complete search history.

(56) **References Cited**

U.S. PATENT DOCUMENTS

D515,701 S * 2/2006 Horhota D24/189
D545,441 S * 6/2007 Miyachika D24/189
D574,962 S * 8/2008 Atkins D24/189
D679,819 S * 4/2013 Peron D24/189
D679,820 S * 4/2013 Peron D24/189

D681,833 S * 5/2013 Samlaska D24/189
D698,928 S * 2/2014 Tsuruta D24/189
D745,690 S * 12/2015 Devenish D24/189
D746,996 S * 1/2016 Karlsson D24/189
D755,980 S * 5/2016 Jakobsen D24/189
D757,950 S * 5/2016 Karlsson D24/189
RE46,289 E * 1/2017 Peron D24/184
D783,840 S * 4/2017 Counts D24/189
D790,071 S * 6/2017 Ahsani D24/189
D790,714 S * 6/2017 Addison D24/189
D792,977 S * 7/2017 Riesinger D24/189
D799,051 S * 10/2017 Maki D24/189
D805,208 S * 12/2017 Komatani D24/189
D808,024 S * 1/2018 Moore D24/189
RE46,778 E * 4/2018 Peron D24/189
D834,201 S * 11/2018 Heinecke D24/189

OTHER PUBLICATIONS

Pro Advantage Composite Island Dressing, [online], [Site visited
Jul. 22, 2019], Available from Internet, <http://www.proadvantagebyndc.com/sellsheets/ProAdv_woundcare.pdf> 12 pages (Year: 2019).*

* cited by examiner

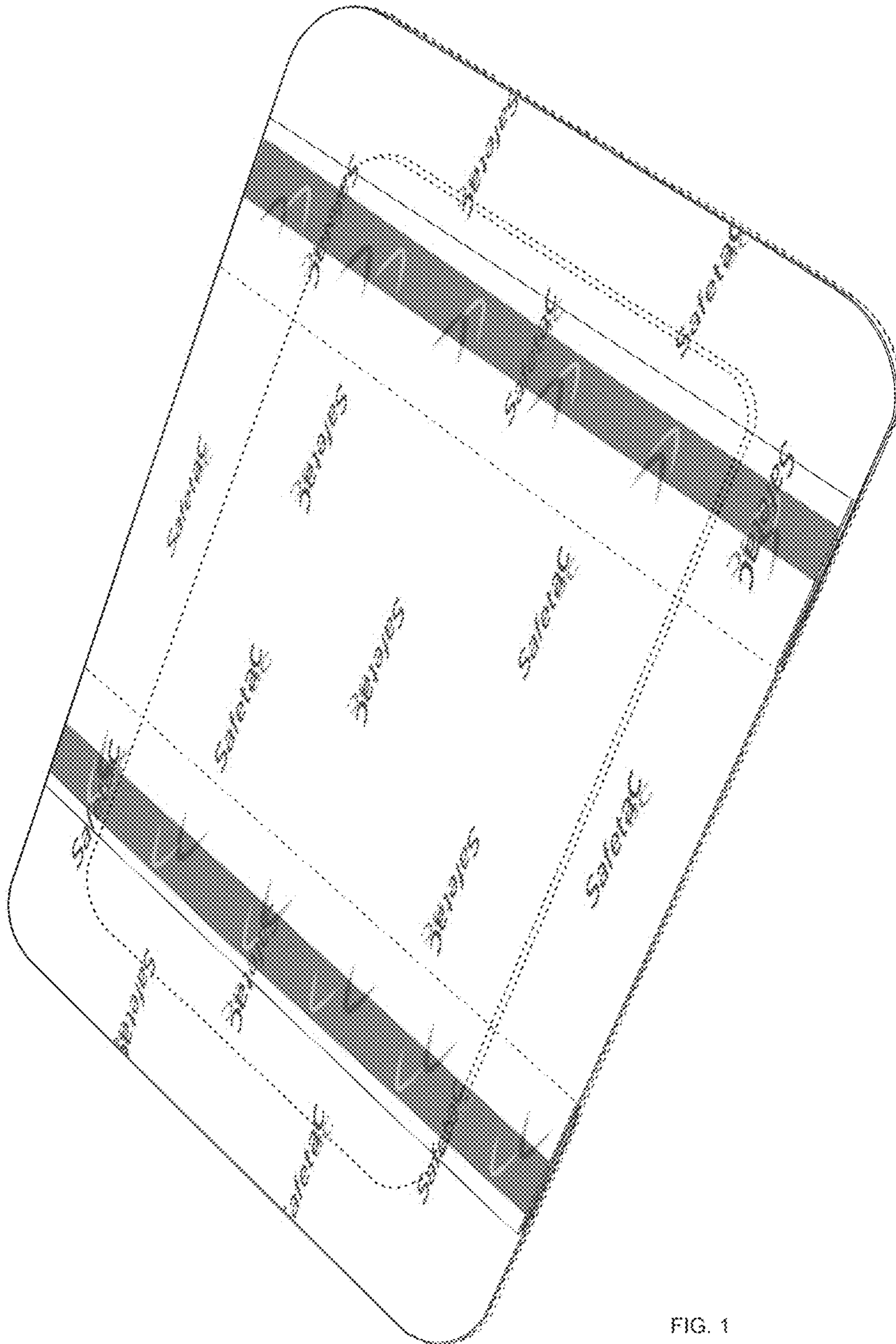


FIG. 1

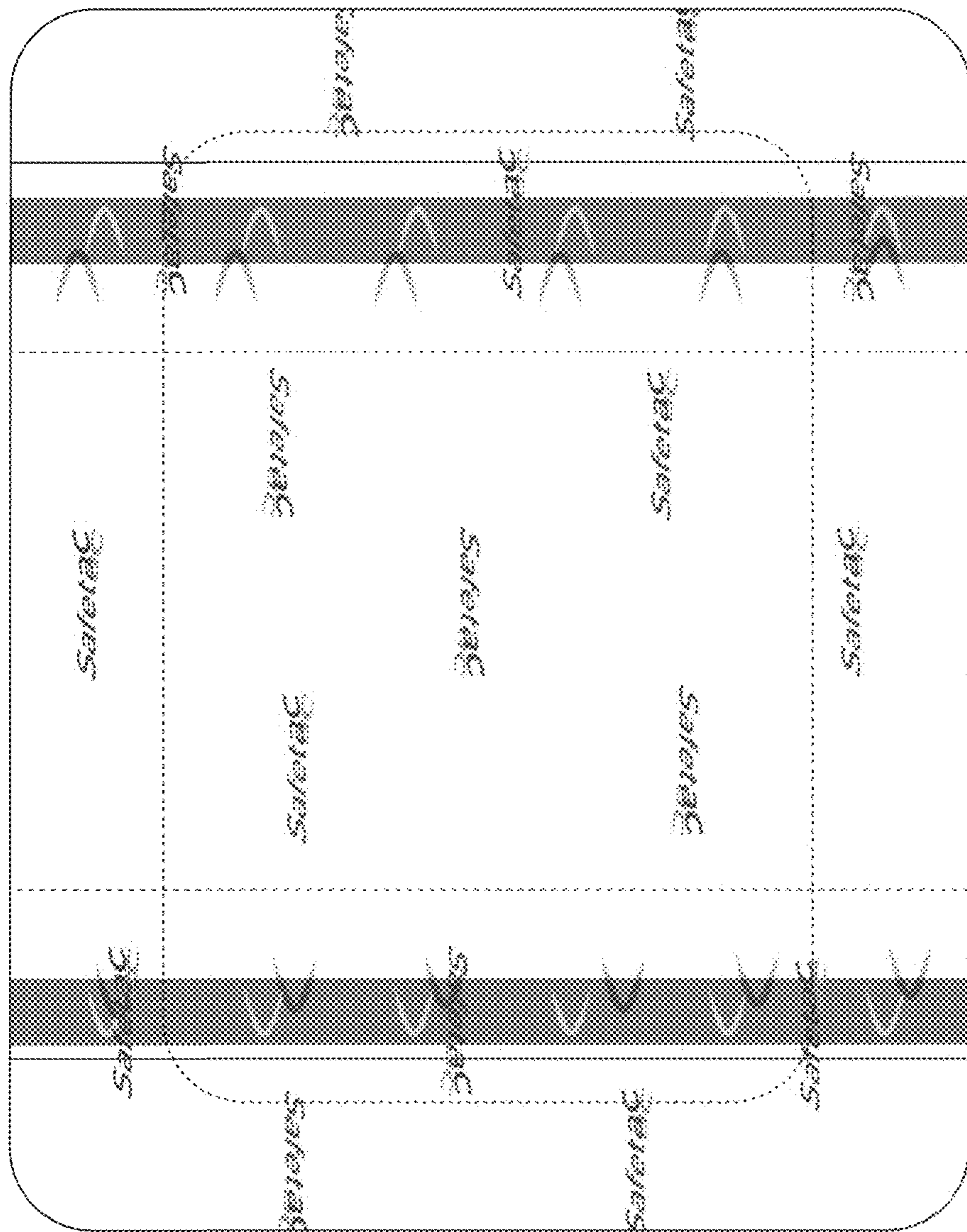


FIG. 2

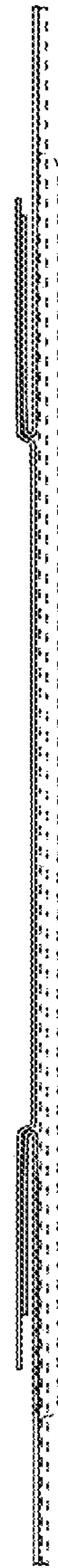


FIG. 4




FIG. 3




FIG. 5




FIG. 6




FIG. 7

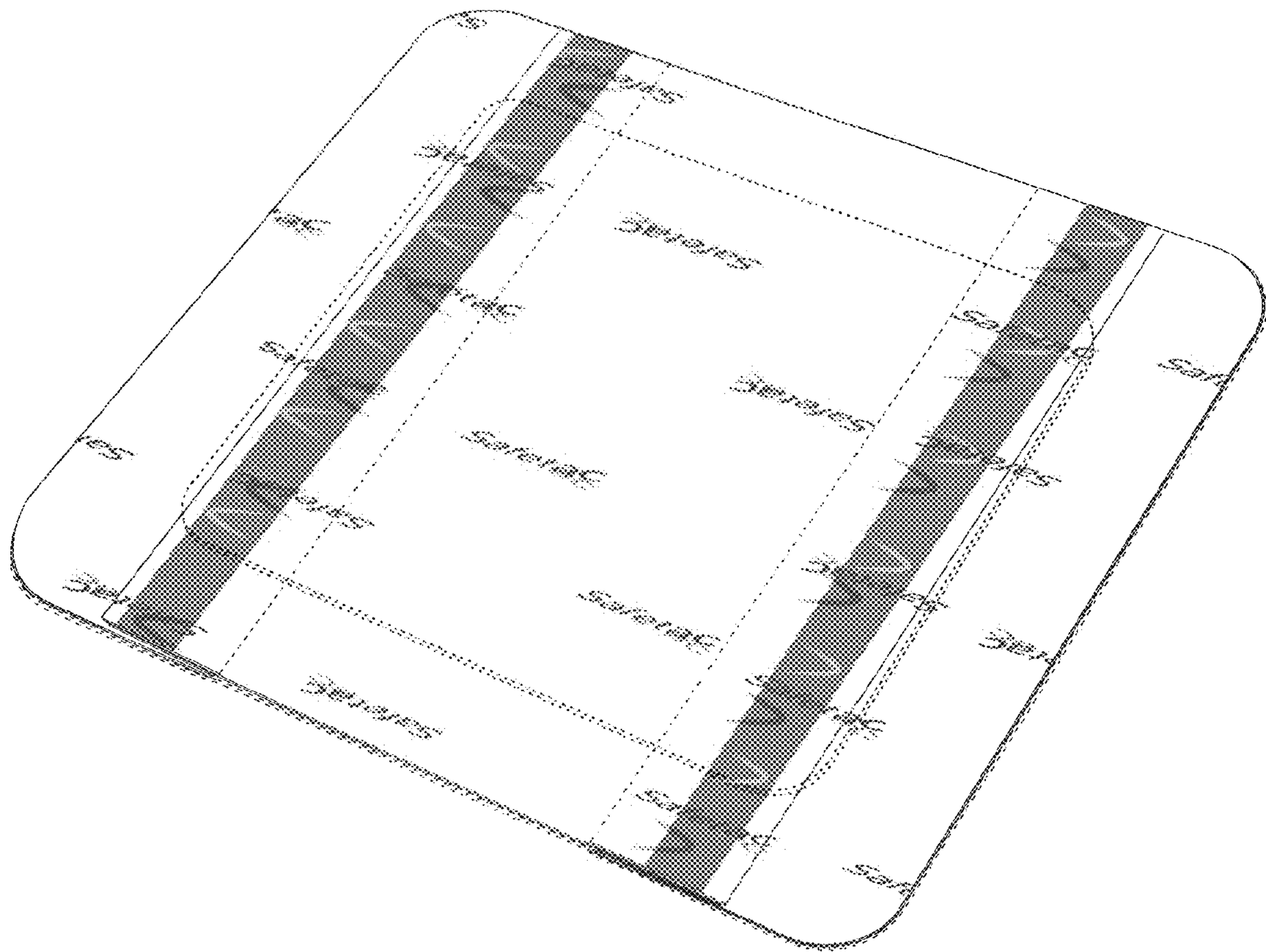


FIG. 8

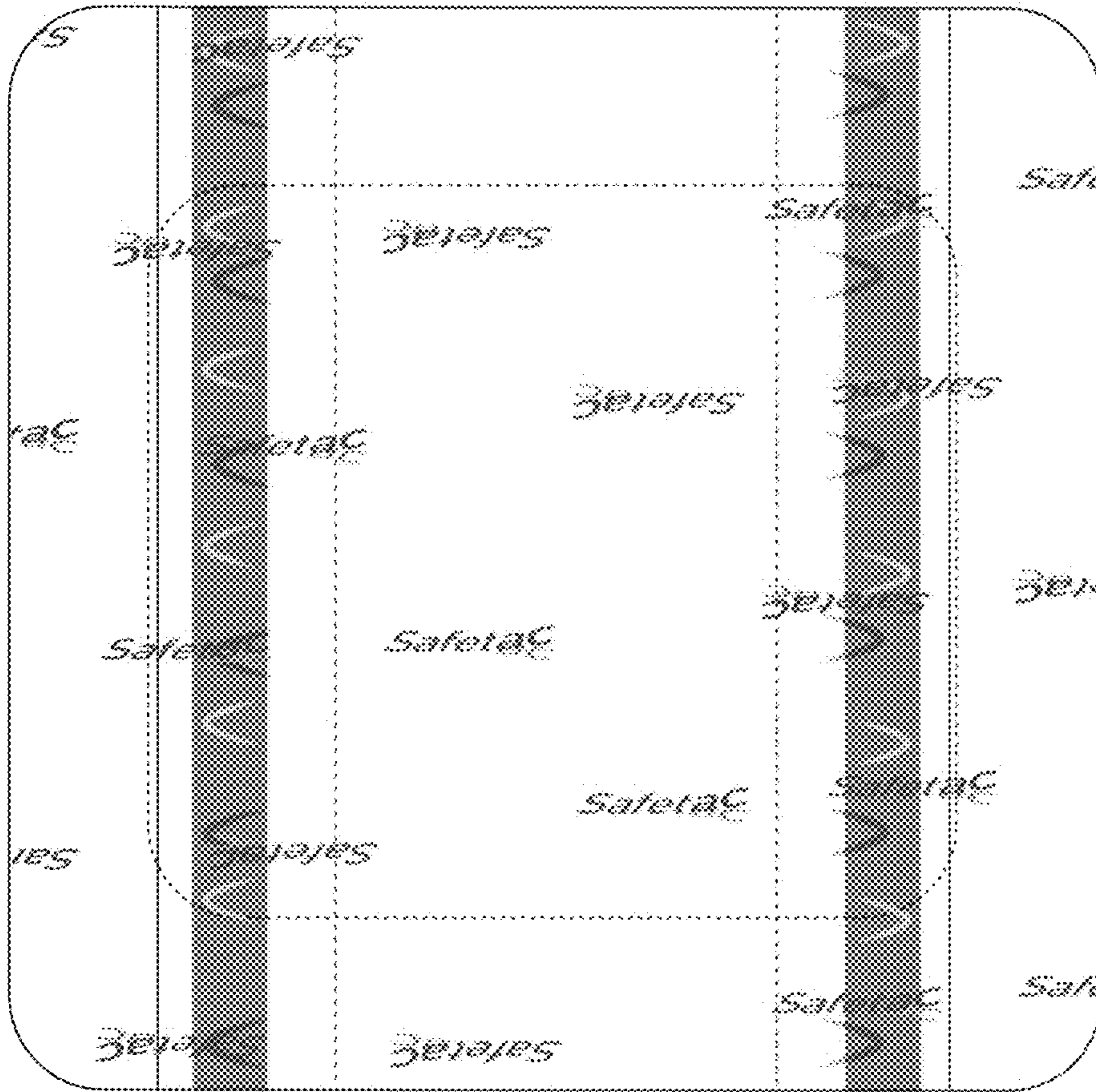


FIG. 9



FIG. 10



FIG. 11

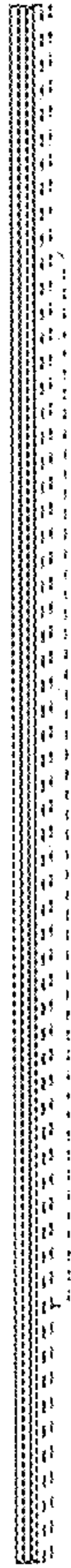


FIG. 12




FIG. 13



FIG. 14

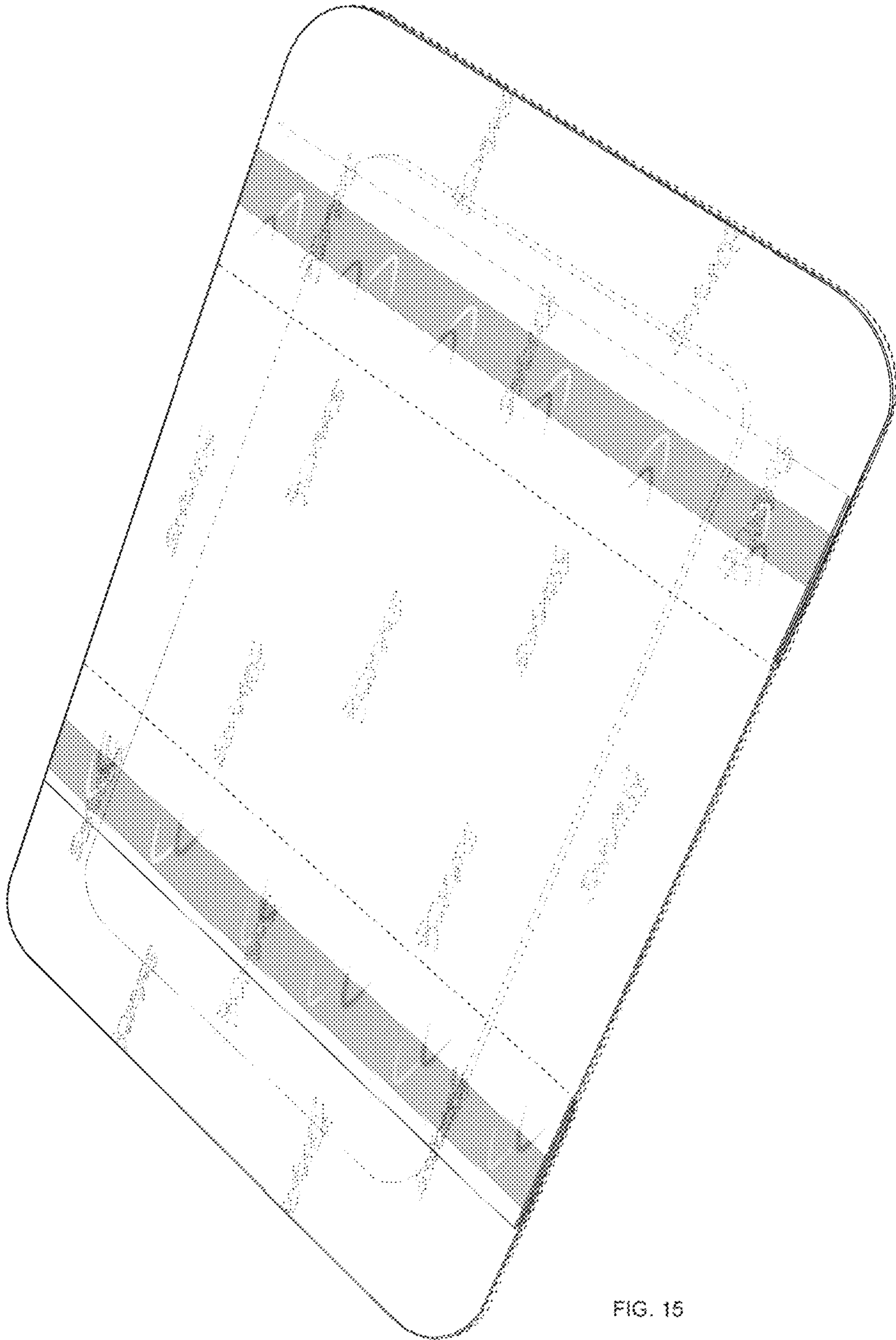


FIG. 15

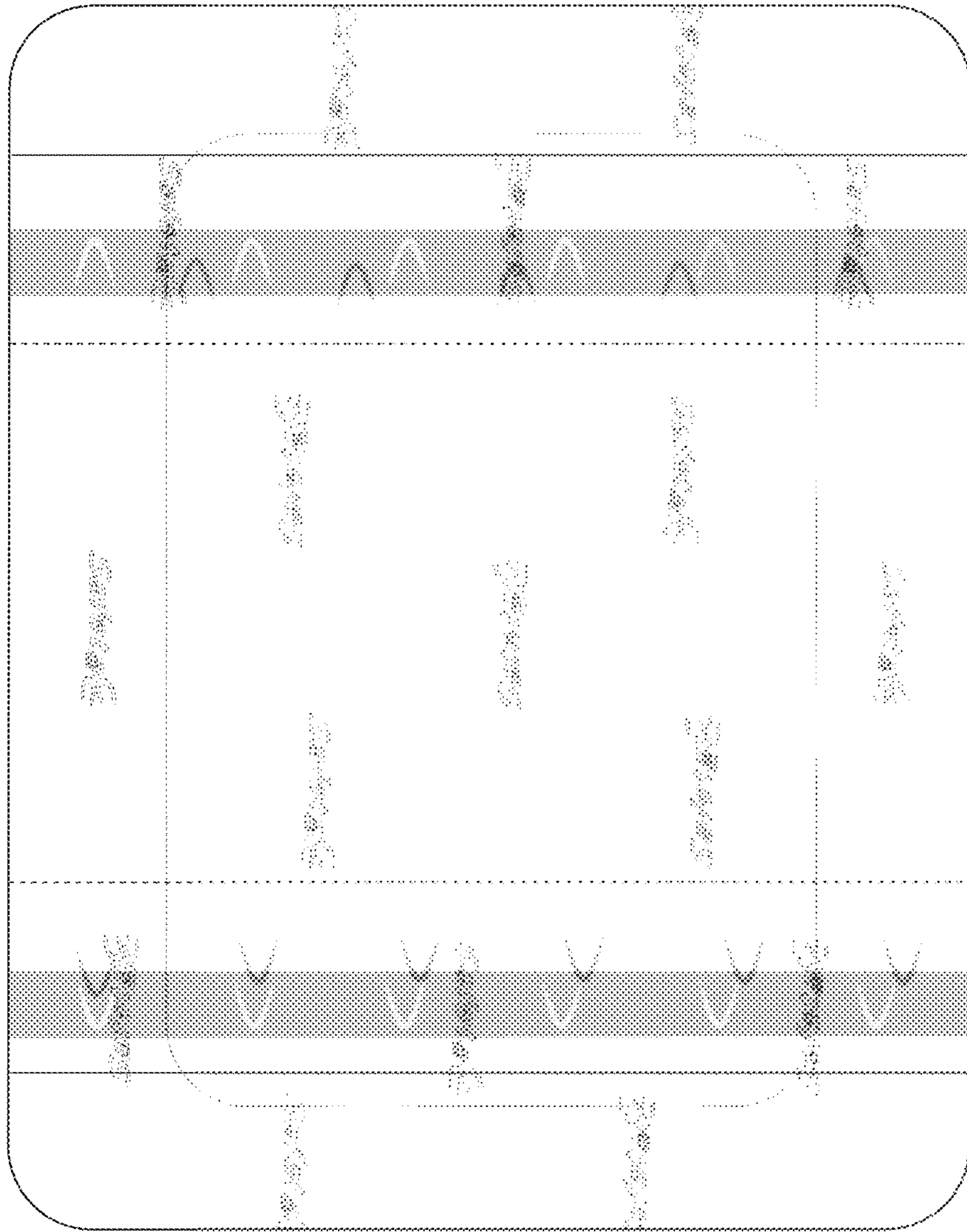


FIG. 16



FIG. 18




FIG. 17

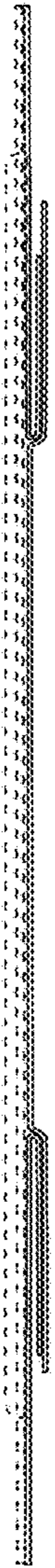


FIG. 19




FIG. 20




FIG. 21

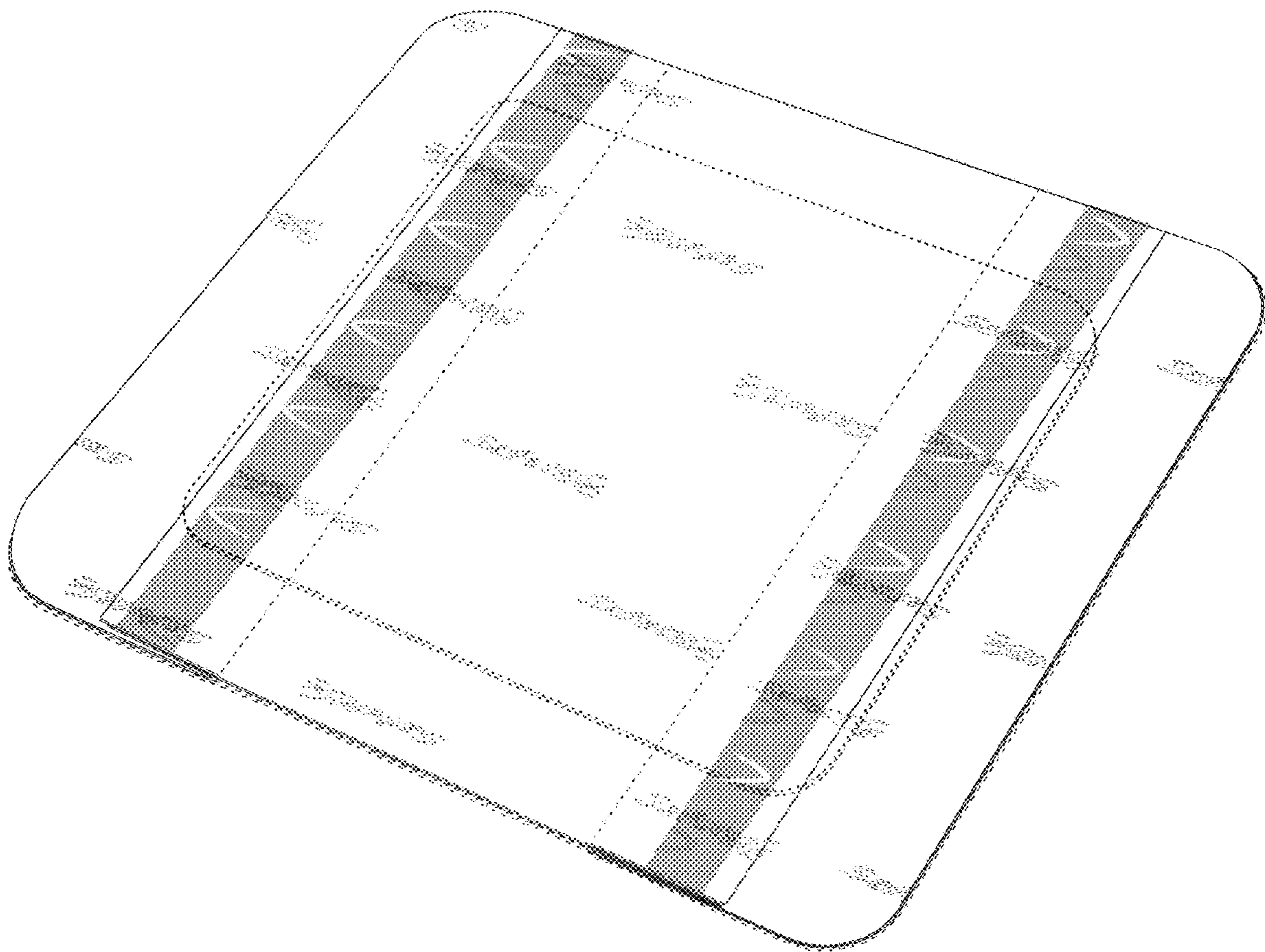


FIG. 22

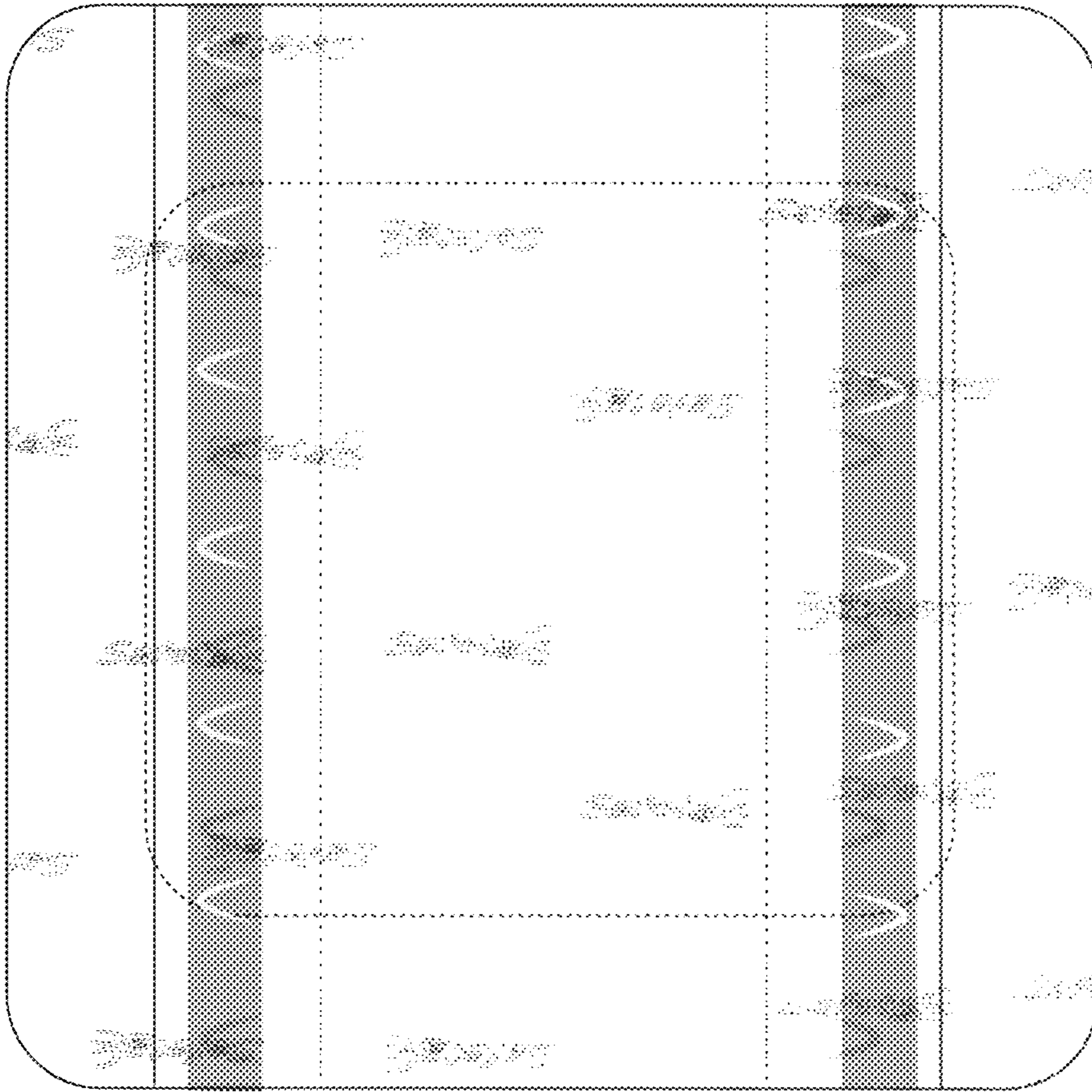


FIG. 23




FIG. 24



FIG. 25




FIG. 26




FIG. 27



FIG. 28