



US00D896375S

(12) **United States Design Patent**  
**Efinger et al.**

(10) **Patent No.:** **US D896,375 S**

(45) **Date of Patent:** **\*\* Sep. 15, 2020**

(54) **HANDLE**

(71) Applicant: **KARL STORZ SE & Co. KG,**  
Tuttlingen (DE)

(72) Inventors: **Andreas Efinger,** Tuttlingen (DE);  
**Hans-Peter Eisele,** Tuttlingen (DE);  
**Ramona Schanz,** Tuttlingen (DE)

(73) Assignee: **KARL STORZ SE & Co. KG,**  
Tuttlingen (DE)

(\*\*) Term: **15 Years**

(21) Appl. No.: **29/638,231**

(22) Filed: **Feb. 26, 2018**

(30) **Foreign Application Priority Data**

Aug. 24, 2017 (EM) ..... 004162188-0001

(51) **LOC (12) Cl.** ..... **24-02**

(52) **U.S. Cl.**  
USPC ..... **D24/133**

(58) **Field of Classification Search**  
USPC ..... D24/138, 137, 133, 144, 145, 146, 172  
CPC ..... A61B 17/29  
See application file for complete search history.

(56) **References Cited**

**U.S. PATENT DOCUMENTS**

D541,416 S \* 4/2007 Baehr ..... D24/133  
D580,548 S \* 11/2008 Mouret ..... D24/133  
D624,646 S \* 9/2010 Peschke ..... D24/133  
D631,158 S 1/2011 Doerges

D654,587 S \* 2/2012 Bacher ..... D24/133  
D664,653 S 7/2012 Doerges  
D666,714 S \* 9/2012 Baehr ..... D24/133  
D692,560 S \* 10/2013 Kaercher ..... D24/133  
D698,920 S \* 2/2014 Strobel ..... D24/133  
D717,949 S \* 11/2014 Peschke ..... D24/133  
D738,501 S 9/2015 Renner  
D739,017 S 9/2015 Renner  
D742,512 S 11/2015 Pilz et al.  
D785,172 S \* 4/2017 Li ..... D24/138  
D796,674 S \* 9/2017 Preis ..... D24/143  
D796,675 S \* 9/2017 Preis ..... D24/143

**OTHER PUBLICATIONS**

U.S. Appl. No. 29/545,156, filed Nov. 10, 2015, Fuhr et al.

\* cited by examiner

*Primary Examiner* — Eliza Z Bennett-Hattan

(74) *Attorney, Agent, or Firm* — Muncy, Geissler, Olds & Lowe, P.C.

(57) **CLAIM**

The ornamental design for a handle, as shown and described.

**DESCRIPTION**

FIG. 1 is a front perspective view of a handle according to the present invention.

FIG. 2 is a front view of the handle of FIG. 1.

FIG. 3 is a rear view of the handle of FIG. 1.

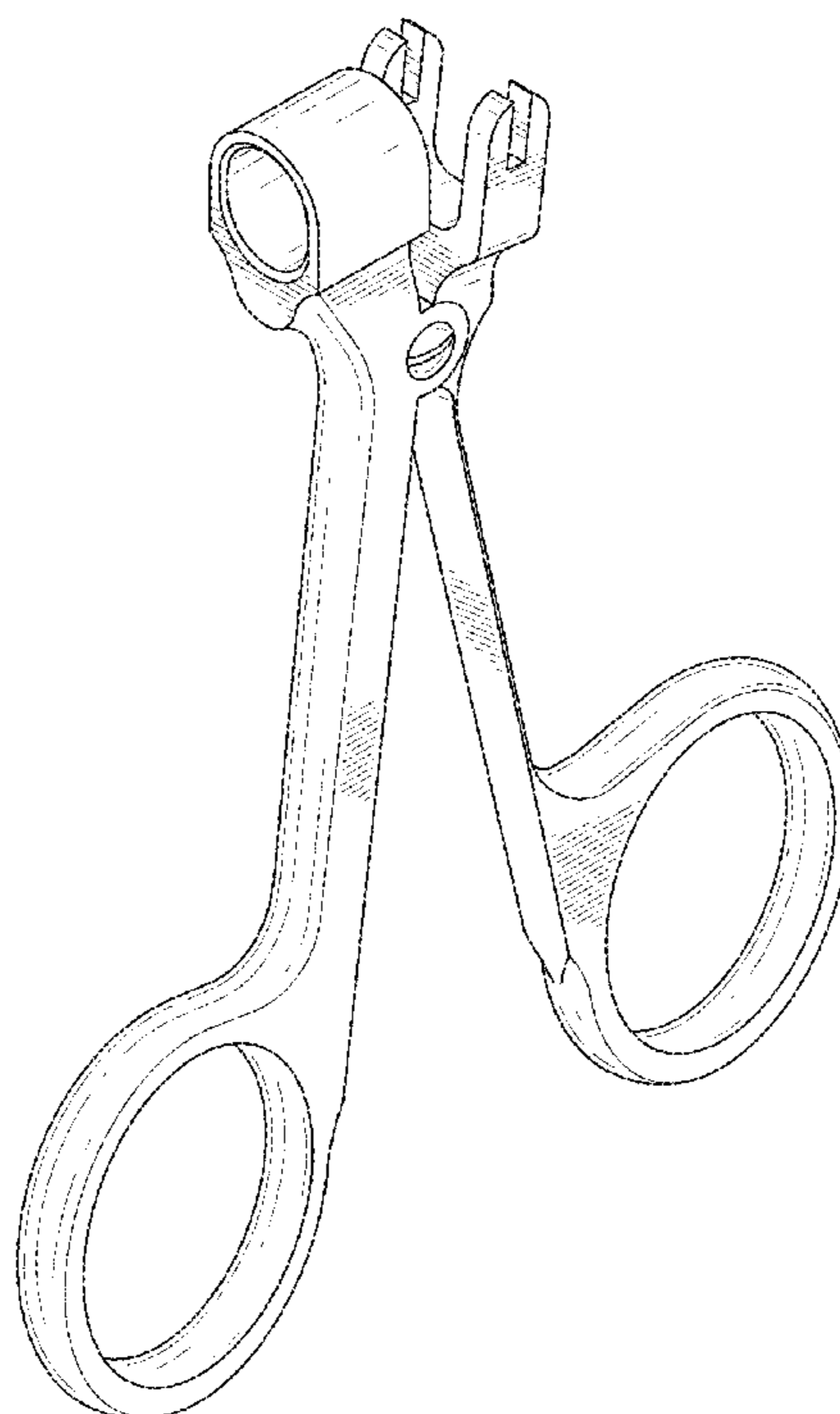
FIG. 4 is a left side view of the handle of FIG. 1.

FIG. 5 is a right side view of the handle of FIG. 1.

FIG. 6 is a top view of the handle of FIG. 1; and,

FIG. 7 is a bottom view of the handle of FIG. 1.

**1 Claim, 7 Drawing Sheets**



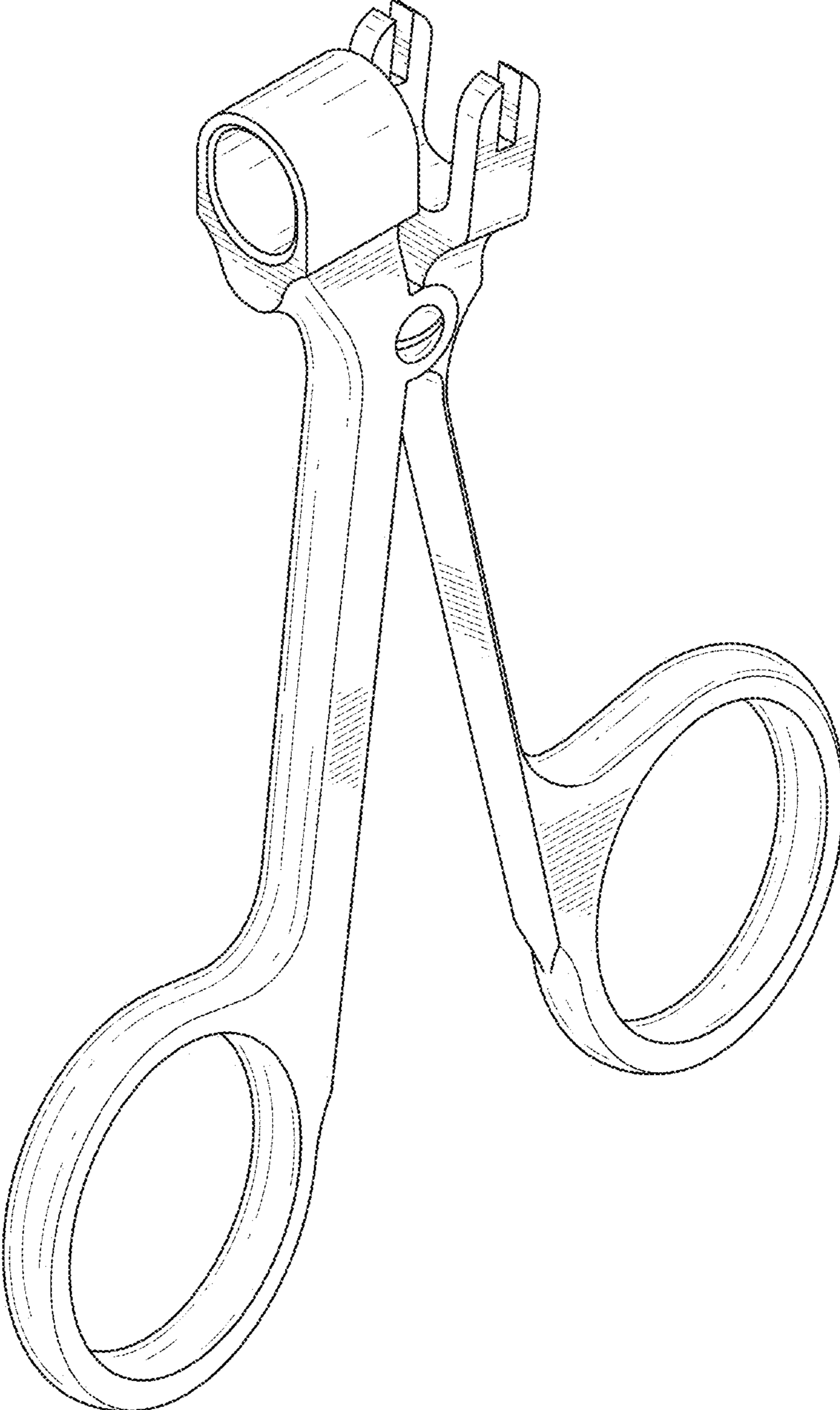


FIG.1

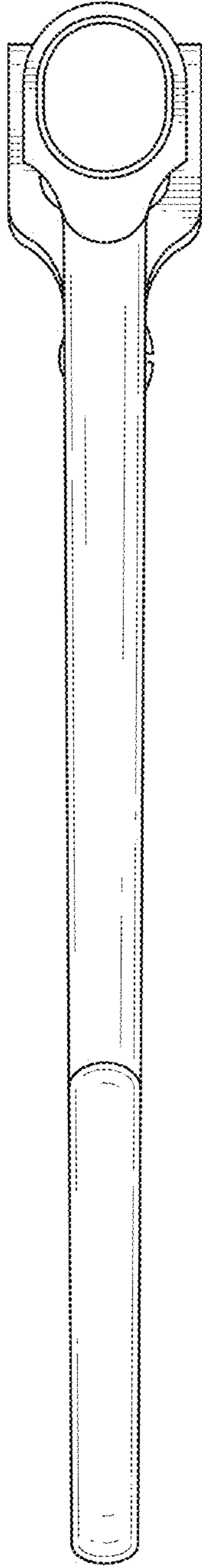


FIG.2

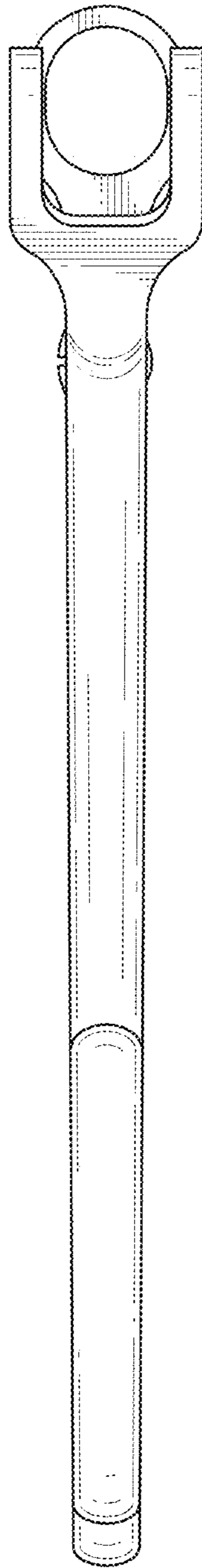


FIG.3

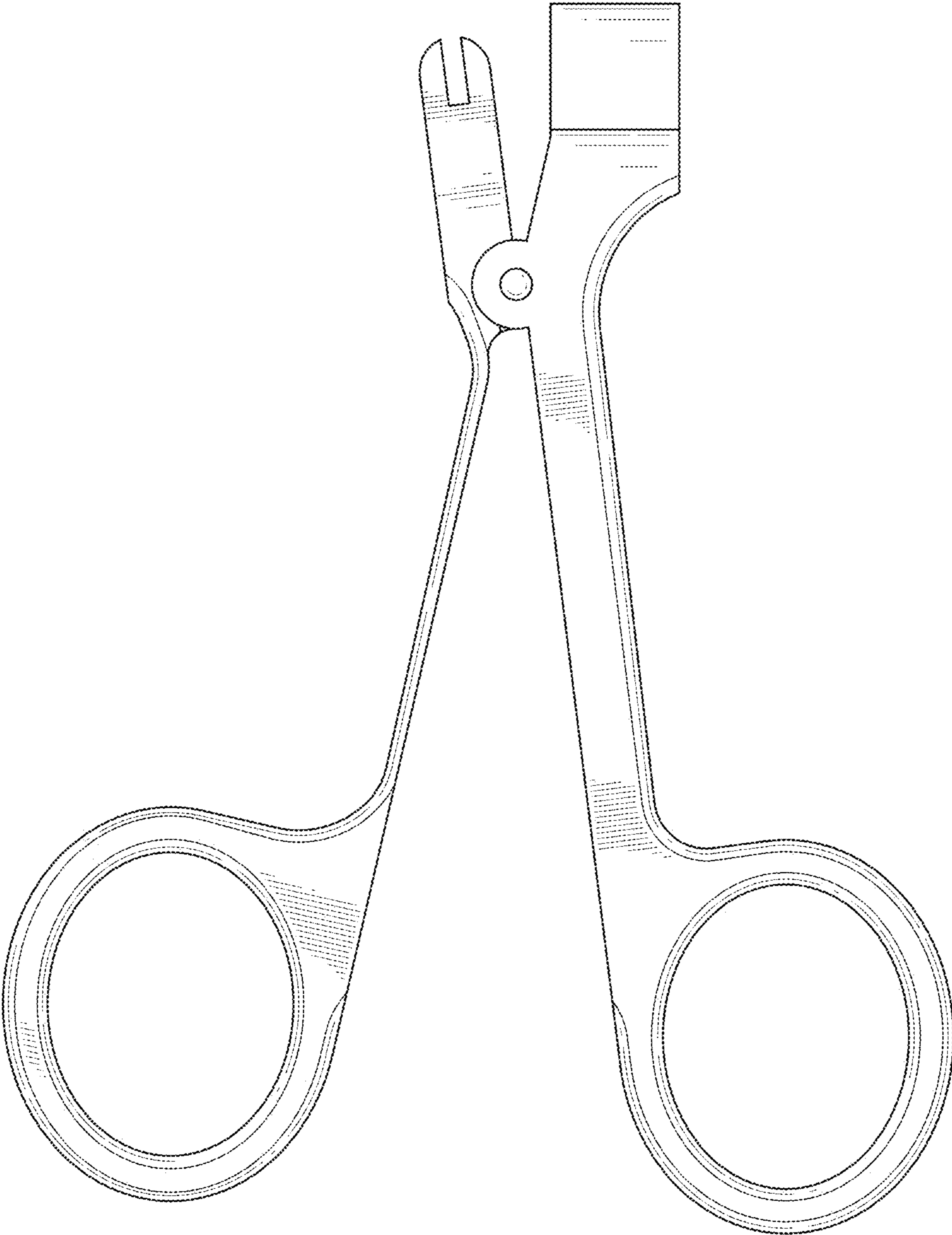


FIG.4

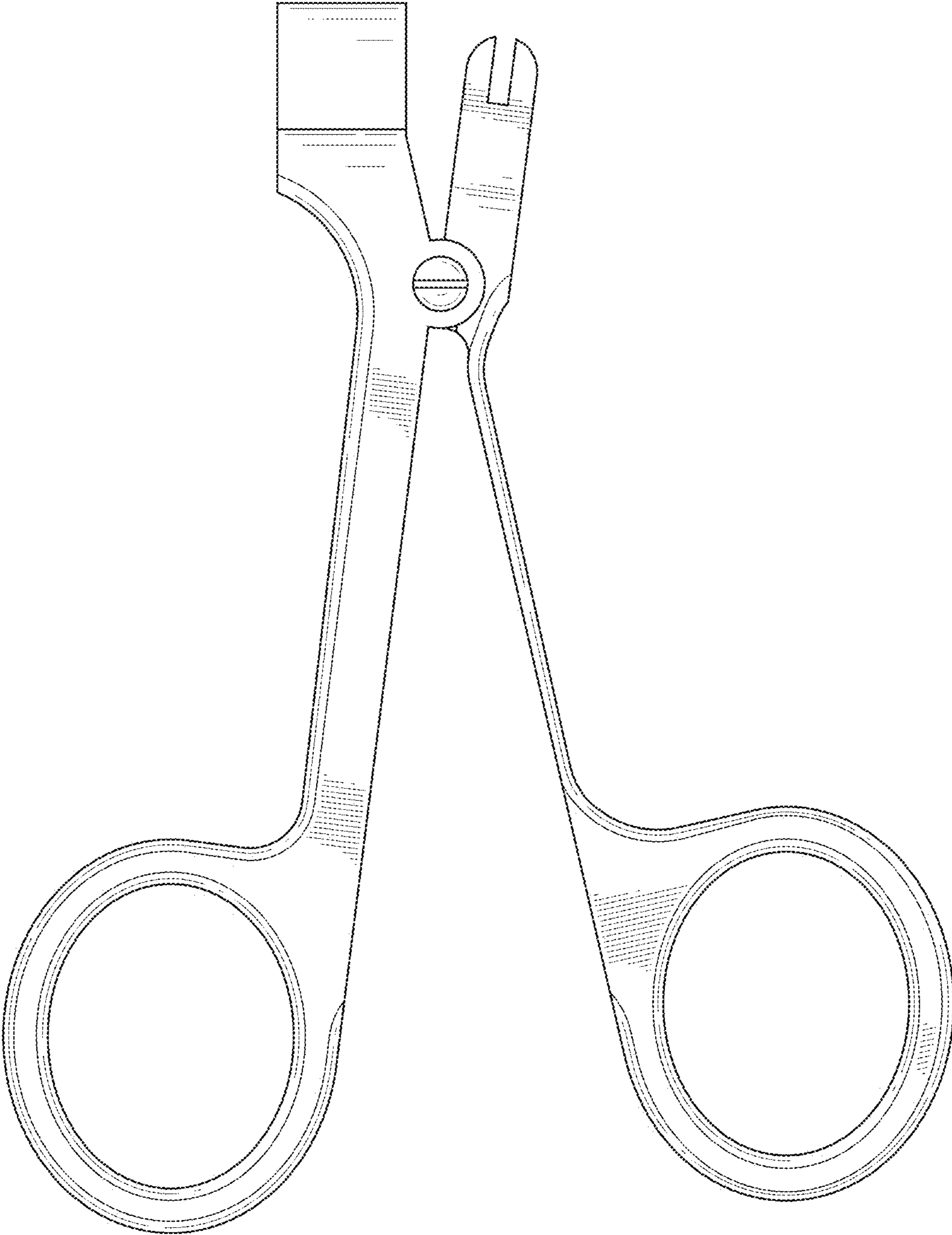


FIG.5

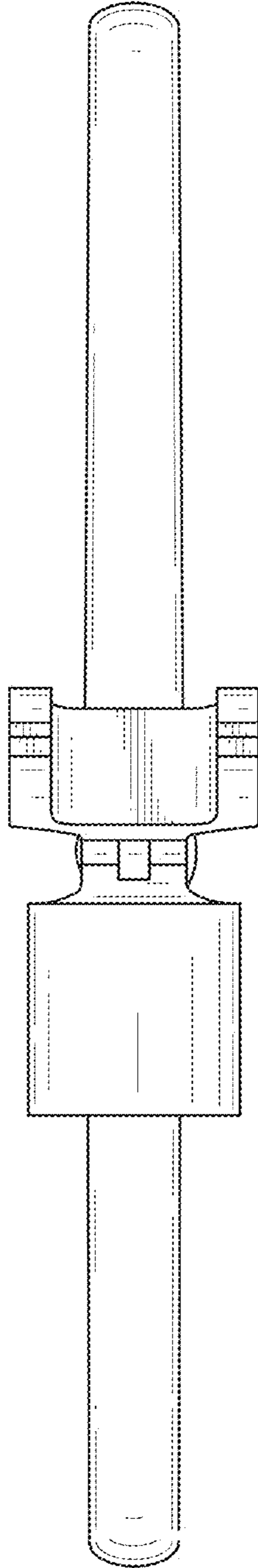


FIG.6

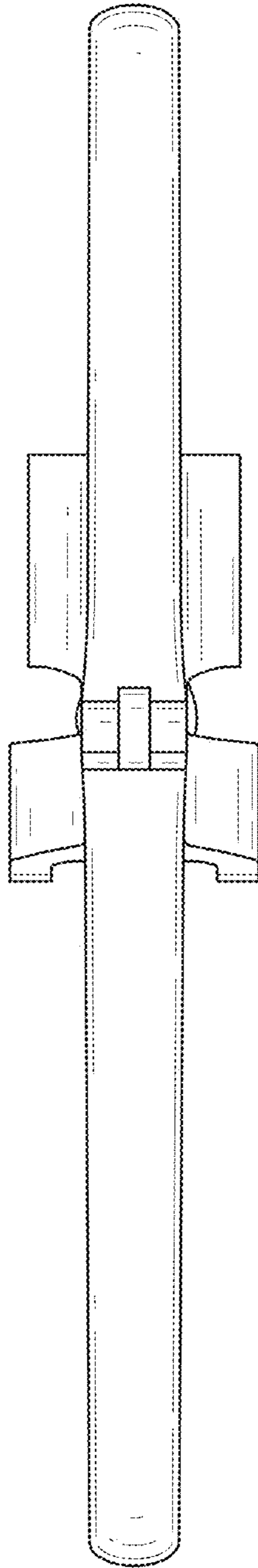


FIG.7