



US00D896357S

(12) **United States Design Patent**
Dungee et al.

(10) **Patent No.:** **US D896,357 S**

(45) **Date of Patent:** **** Sep. 15, 2020**

(54) **COMMERCIAL TOILET SEAT**

(71) Applicants: **Douglas Dungee**, Las Vegas, NV (US);
Aaron Lewis, Hacienda Heights, CA
(US)

(72) Inventors: **Douglas Dungee**, Las Vegas, NV (US);
Aaron Lewis, Hacienda Heights, CA
(US)

(**) Term: **15 Years**

(21) Appl. No.: **29/710,352**

(22) Filed: **Oct. 22, 2019**

(51) **LOC (12) Cl.** **23-02**

(52) **U.S. Cl.**
USPC **D23/311**

(58) **Field of Classification Search**
USPC D23/295, 300-301, 309, 311-312
CPC A47K 13/00; A47K 13/005; A47K 13/02;
A47K 13/04; A47K 13/14
See application file for complete search history.

(56) **References Cited**

U.S. PATENT DOCUMENTS

D352,103 S * 11/1994 Waldren, Jr. D23/311
D662,192 S * 6/2012 Lewis D23/311

9,756,994 B2 * 9/2017 Jackson A47K 13/06
D814,616 S * 4/2018 Lewis D23/311
D842,442 S 3/2019 Lewis et al.
10,390,665 B1 8/2019 Lewis et al.
2008/0235858 A1 * 10/2008 Schanz A47K 13/04
4/236

* cited by examiner

Primary Examiner — Robert A Delehanty

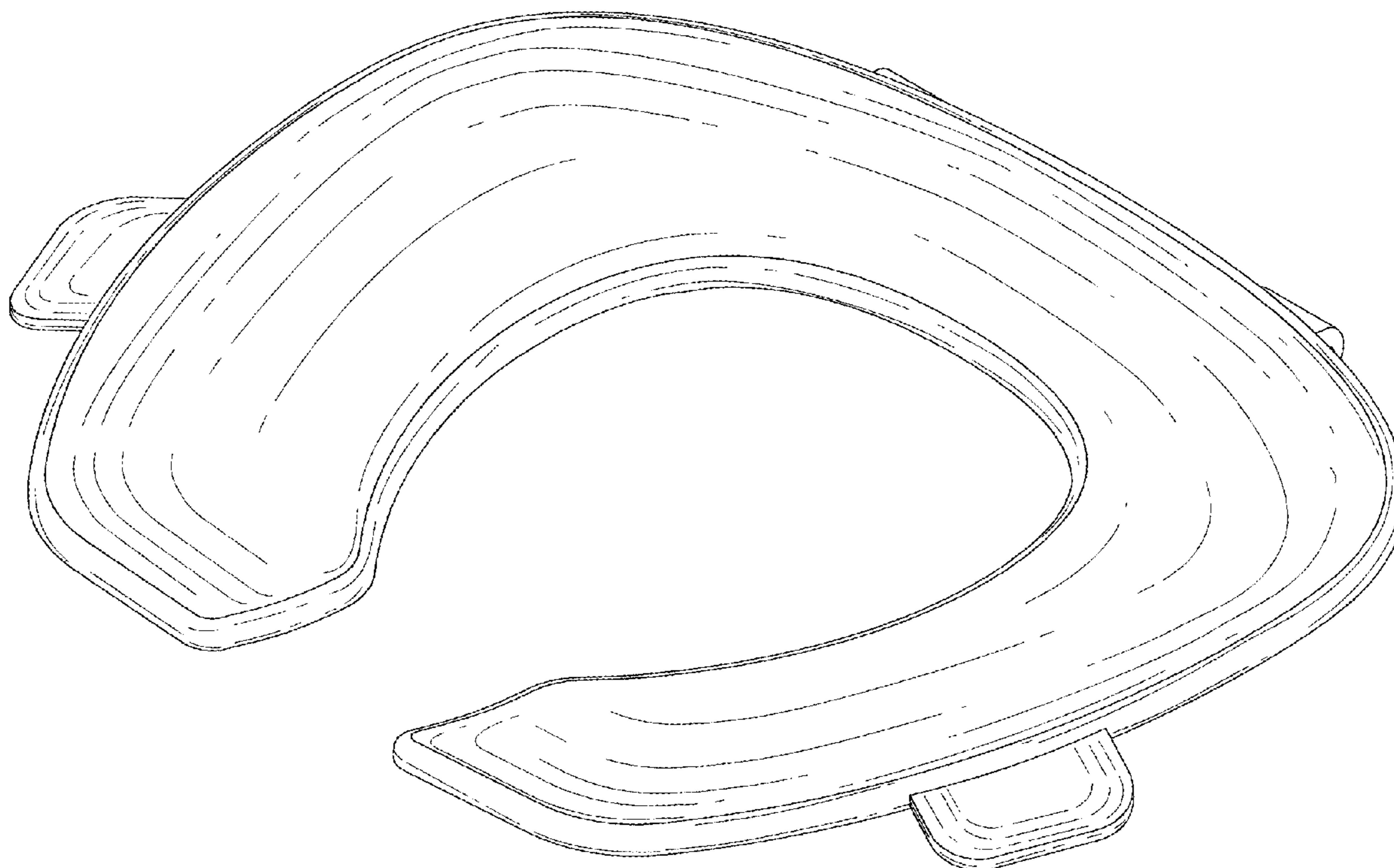
(57) **CLAIM**

The ornamental design for a commercial toilet seat, as shown and described.

DESCRIPTION

FIG. 1 is a top front perspective view of a commercial toilet seat showing my new design;
FIG. 2 is a bottom front perspective view thereof;
FIG. 3 is a top rear perspective view thereof;
FIG. 4 is a top view thereof;
FIG. 5 is a bottom view thereof;
FIG. 6 is a front view thereof;
FIG. 7 is a rear view thereof;
FIG. 8 is a right side view thereof; and,
FIG. 9 is a left side view thereof.

1 Claim, 9 Drawing Sheets






FIG 1

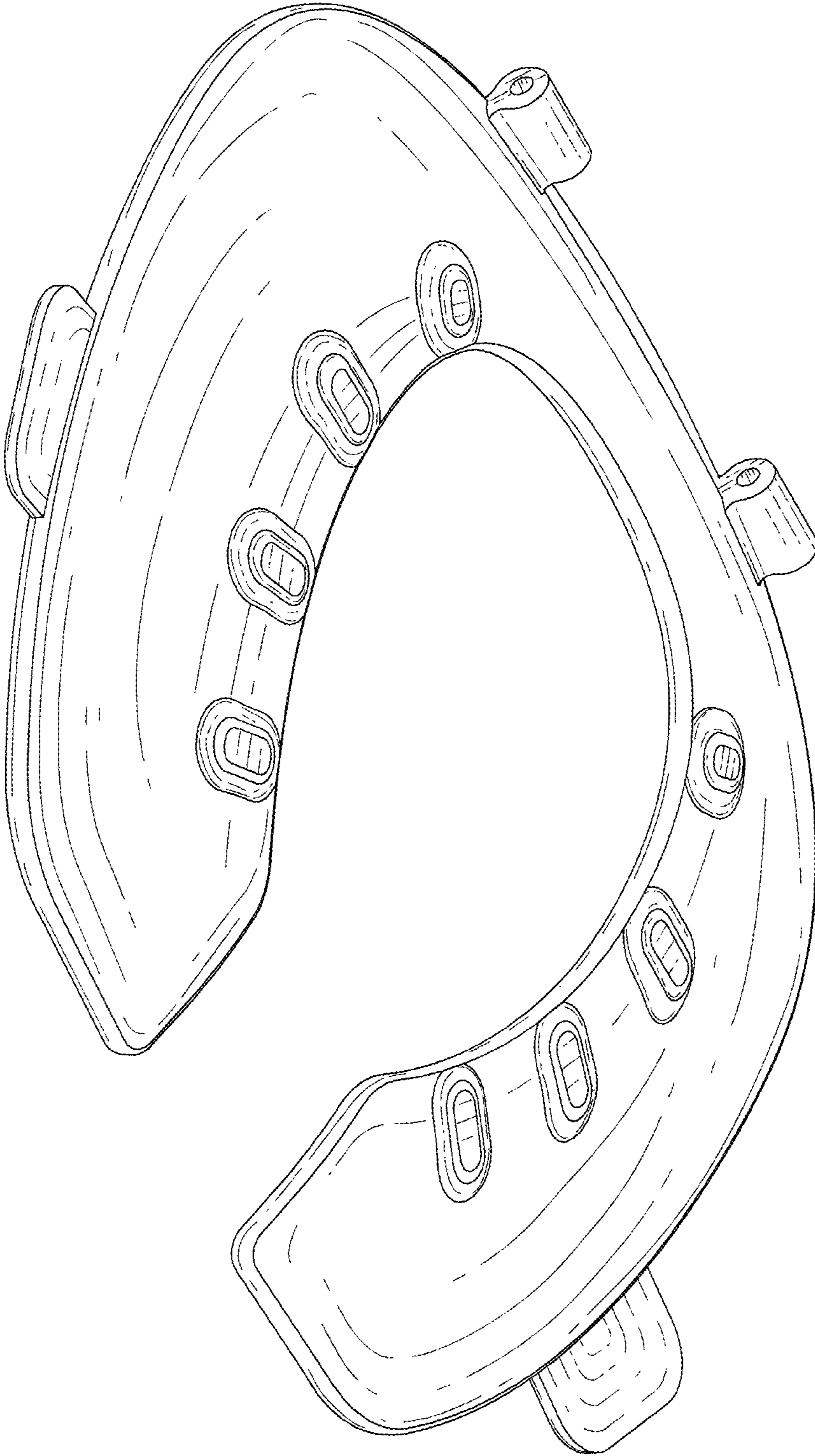


FIG 2




FIG 3

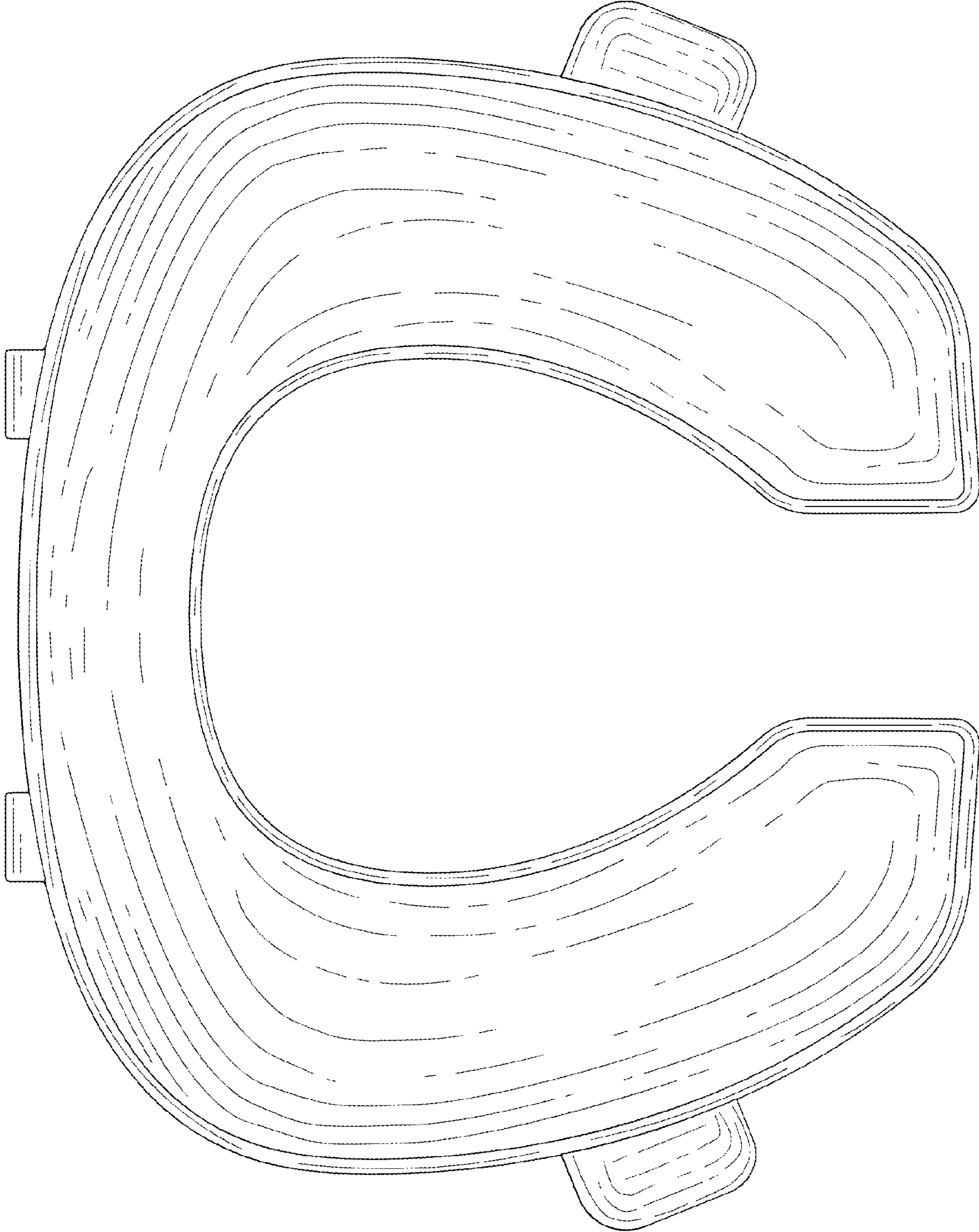


FIG 4

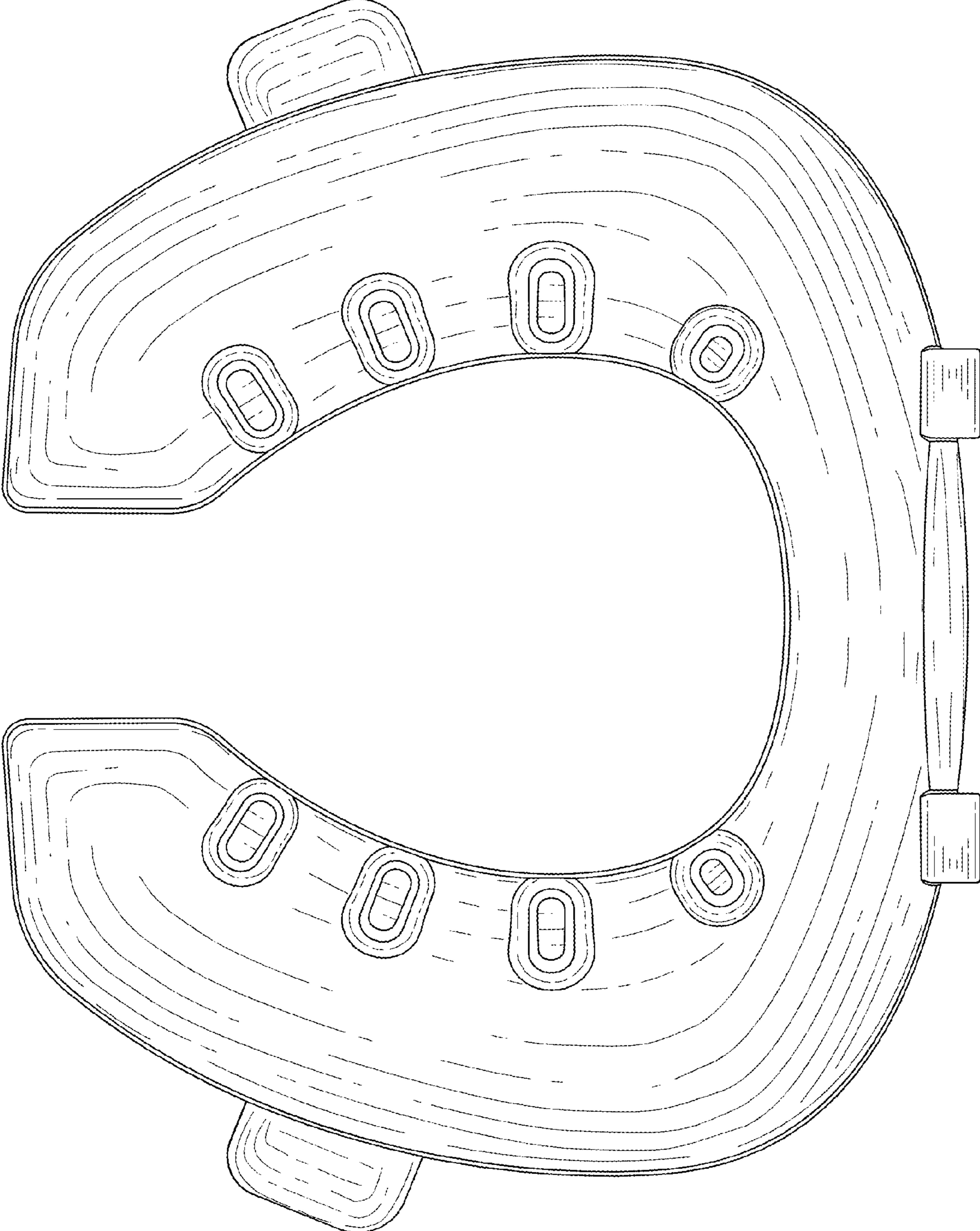


FIG 5




FIG 6




FIG 7




FIG 8

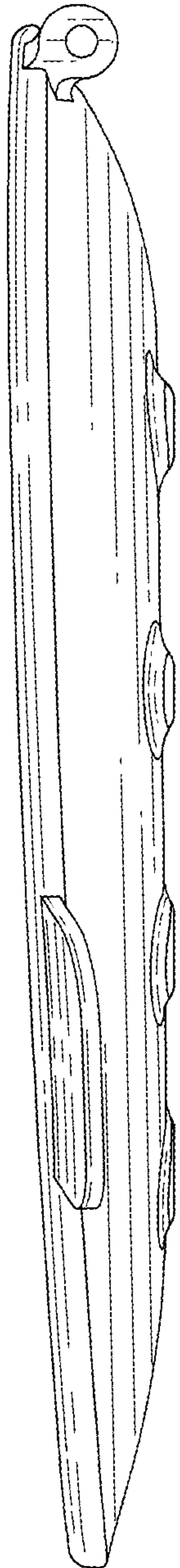


FIG 9