



US00D896343S

(12) **United States Design Patent**  
**Stein et al.**

(10) **Patent No.:** **US D896,343 S**

(45) **Date of Patent:** **\*\* Sep. 15, 2020**

(54) **JET REGULATOR**

(71) Applicant: **Neoperl GmbH**, Mullheim (DE)

(72) Inventors: **Alexander Stein**, Ihringen (DE);  
**Alexandra Welz**, Mullheim (DE)

(73) Assignee: **Neoperl GmbH**, Müllheim (DE)

(\*\*) Term: **15 Years**

(21) Appl. No.: **29/659,192**

(22) Filed: **Aug. 7, 2018**

**Related U.S. Application Data**

(62) Division of application No. 35/501,707, filed on Jun. 30, 2020 (U.S. filing date under 35 U.S.C. 384), and having an international filing date of Sep. 12, 2016, now Pat. No. Des. 828,492.

(51) **LOC (12) Cl.** ..... **23-01**

(52) **U.S. Cl.**  
USPC ..... **D23/213**

(58) **Field of Classification Search**  
USPC ..... D23/200, 207, 213, 249  
CPC ..... E03C 1/08; E03C 1/084; E03C 1/086  
See application file for complete search history.

(56) **References Cited**

**U.S. PATENT DOCUMENTS**

D529,140 S *	9/2006	Grether	.....	E03C 1/08 D23/249
D536,424 S	2/2007	Grether		
D539,873 S *	4/2007	Grether	.....	D23/249
D550,816 S *	9/2007	Grether	.....	D23/249
D550,818 S	9/2007	Grether		
D612,911 S *	3/2010	Grether	.....	D23/249

D641,837 S *	7/2011	Grether	.....	D23/249
D697,175 S	1/2014	Grether		
D709,593 S	7/2014	Blum		
D732,140 S	6/2015	Tempel		
D752,710 S	3/2016	Tempel		
D776,240 S	1/2017	Huang et al.		
D788,264 S	5/2017	Stein		
D800,867 S	10/2017	Blum		
D828,492 S *	9/2018	Stein	.....	D23/213
D863,503 S *	10/2019	Tempel	.....	D23/213
10,500,597 B2 *	12/2019	Wu	.....	B05B 15/40
2006/0273203 A1 *	12/2006	Denzler	.....	E03C 1/08 239/428.5
2011/0278380 A1	11/2011	Zoller		
2013/0082121 A1	4/2013	Stein et al.		
2014/0203107 A1	7/2014	Lacher et al.		
2017/0138026 A1	5/2017	Huang et al.		
2020/0002925 A1 *	1/2020	Gong	.....	B05B 1/18

\* cited by examiner

*Primary Examiner* — Mary Ann Calabrese

(74) *Attorney, Agent, or Firm* — Volpe and Koenig, P.C.

(57) **CLAIM**

The ornamental design for a jet regulator, as shown and described.

**DESCRIPTION**

FIG. 1 is a top plan view of a jet regulator in accordance with our design;

FIG. 2 is a top, front, perspective view thereof;

FIG. 3 is a bottom plan view thereof;

FIG. 4 is a bottom, rear perspective view thereof;

FIG. 5 is a front elevational view thereof;

FIG. 6 is a right side elevational view thereof;

FIG. 7 is a rear elevational view thereof; and,

FIG. 8 is a left side elevational view thereof.

**1 Claim, 4 Drawing Sheets**

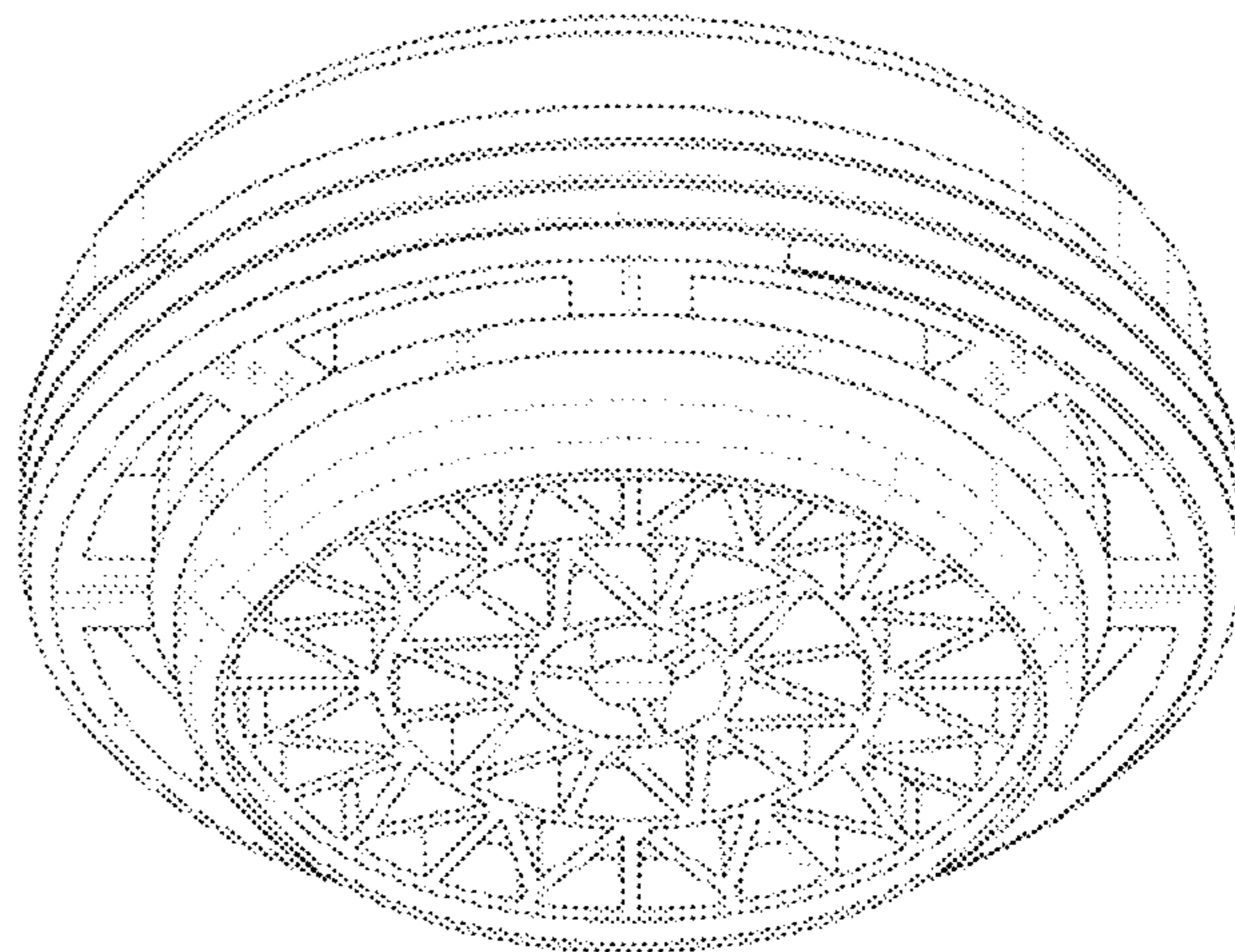
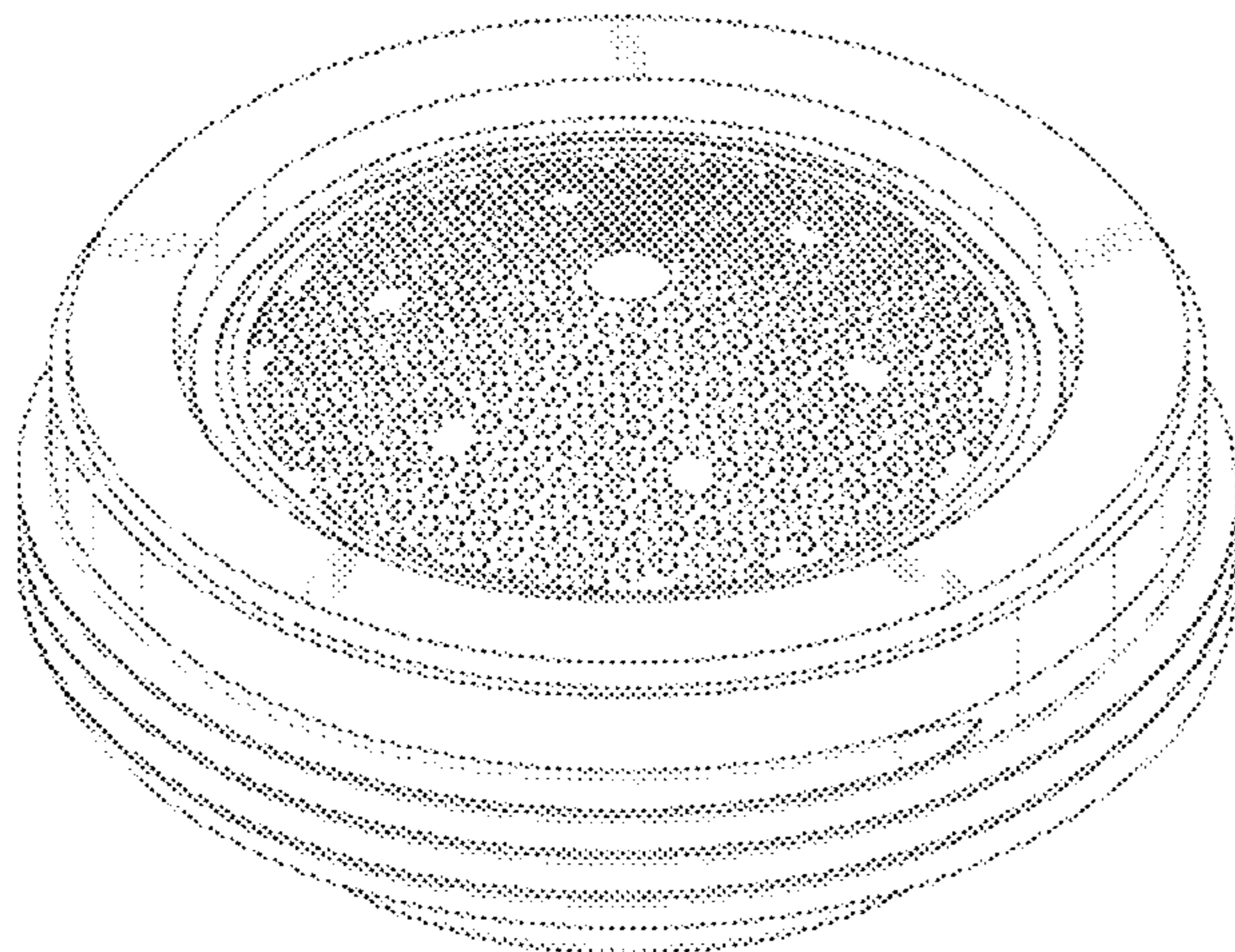


Fig. 1

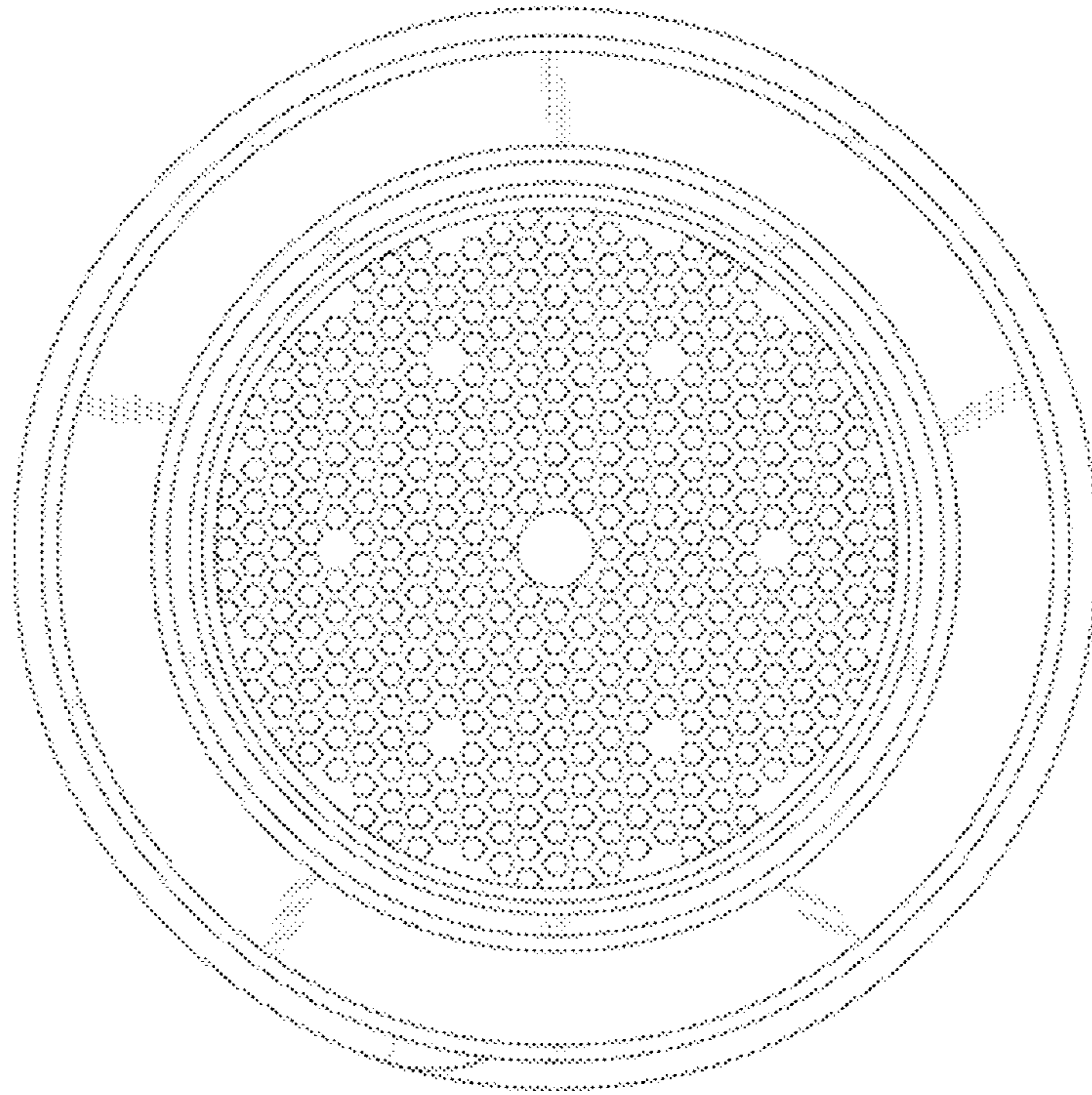


Fig. 2

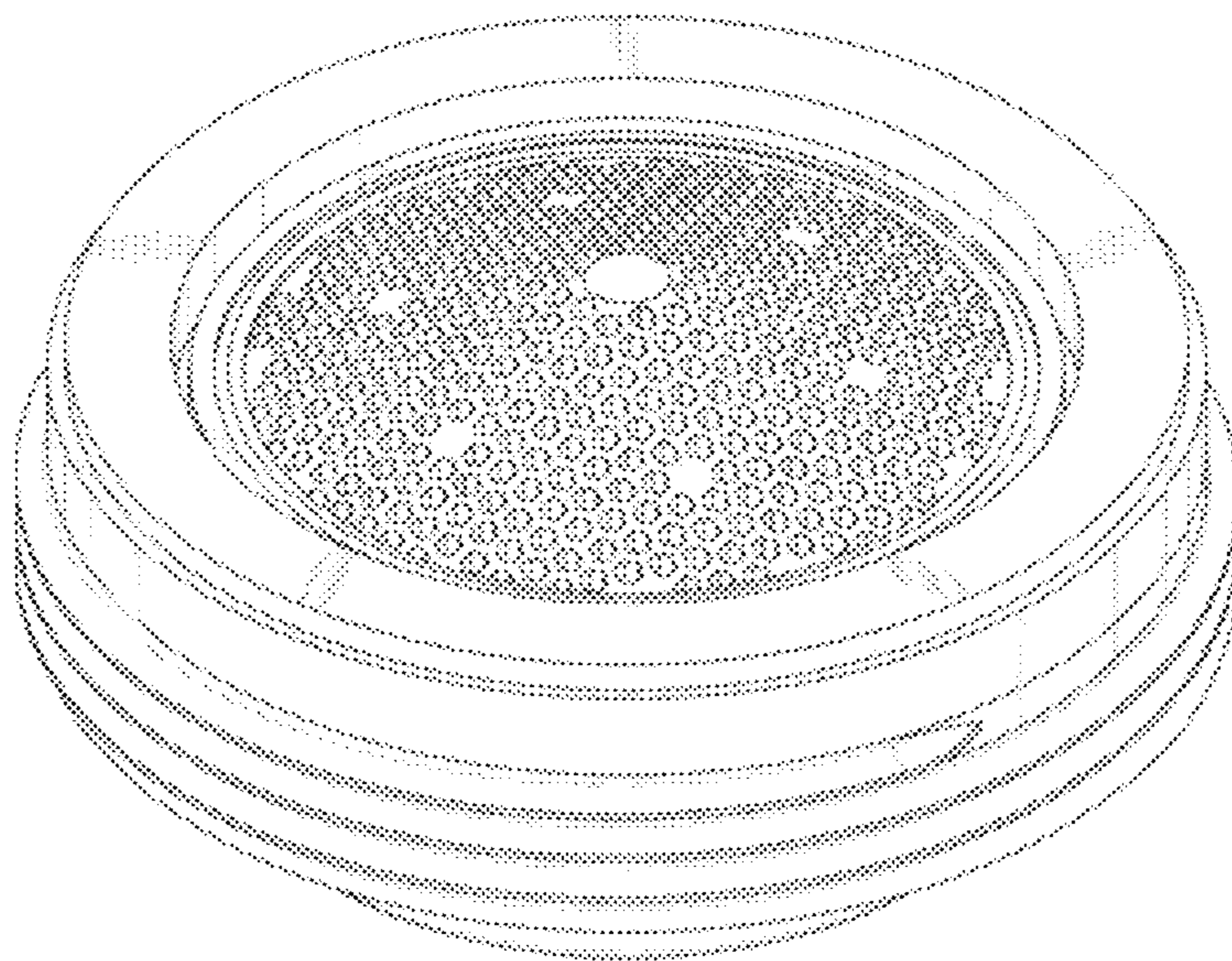


Fig. 3




Fig. 4

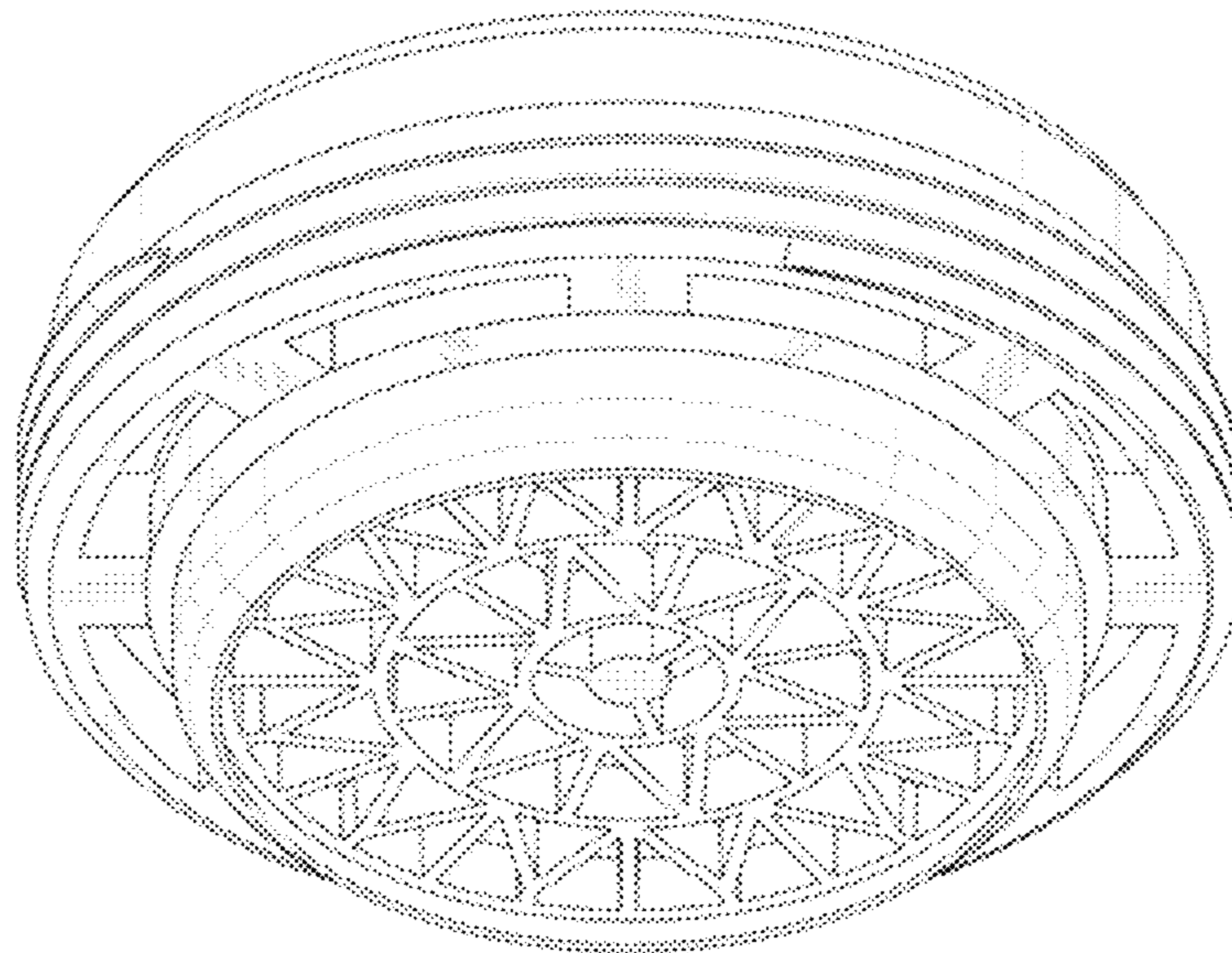


Fig. 5

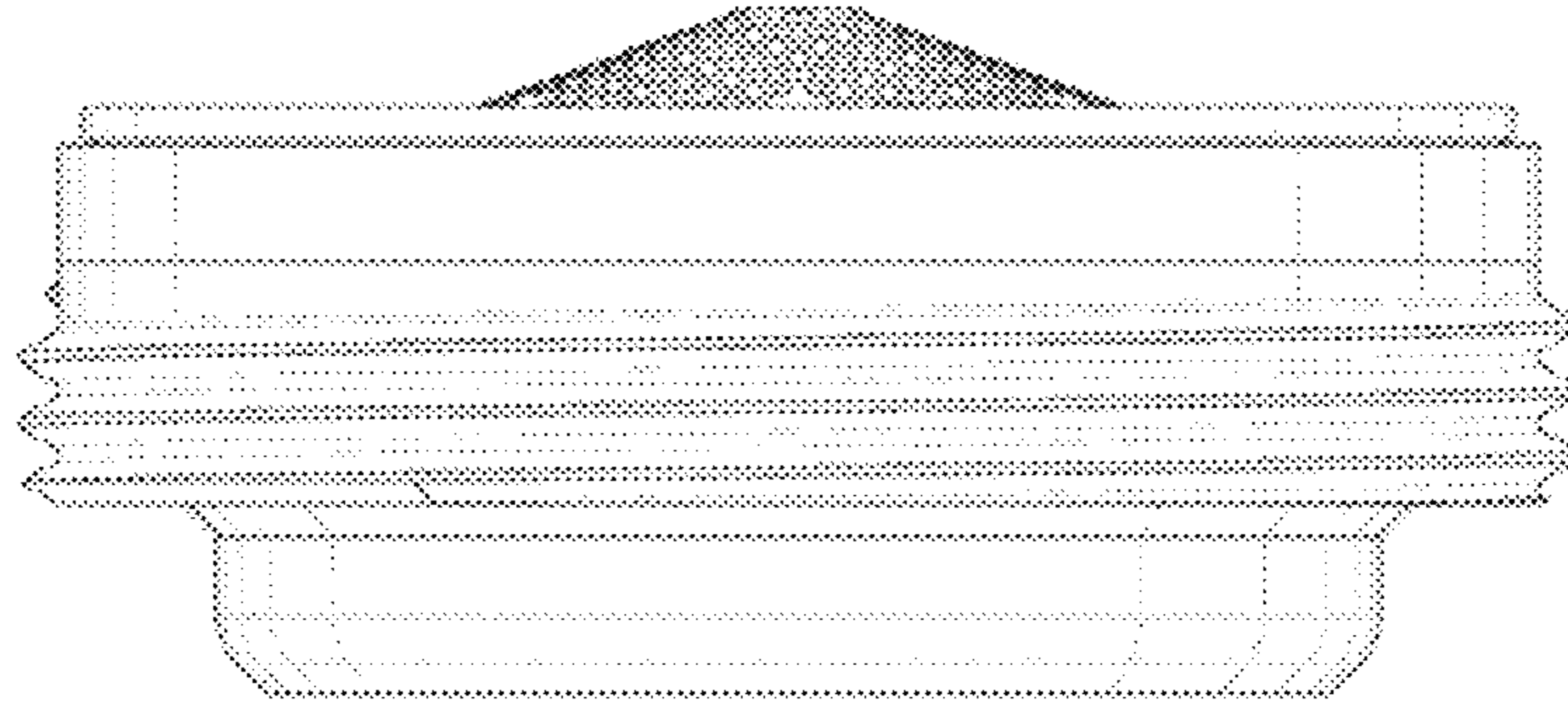


Fig. 6

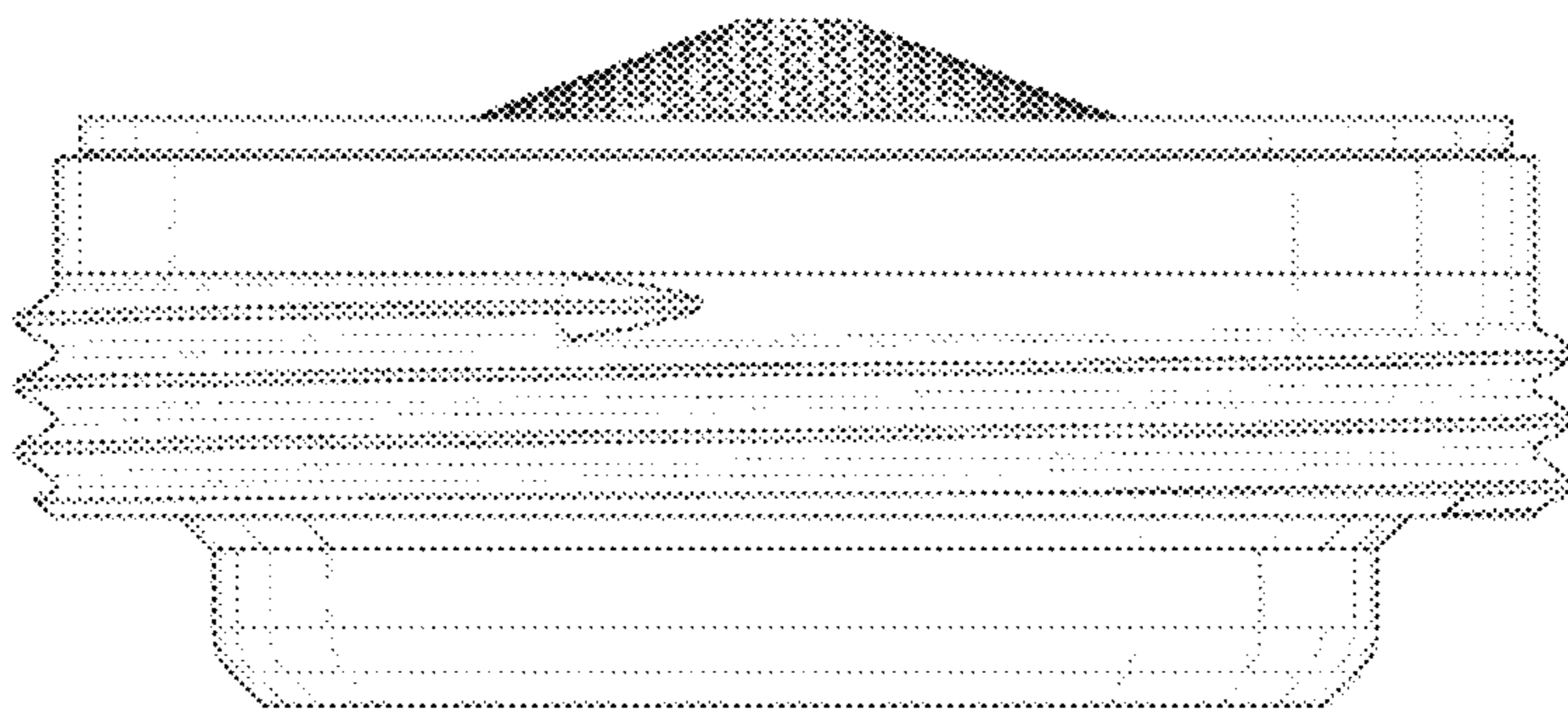


Fig. 7

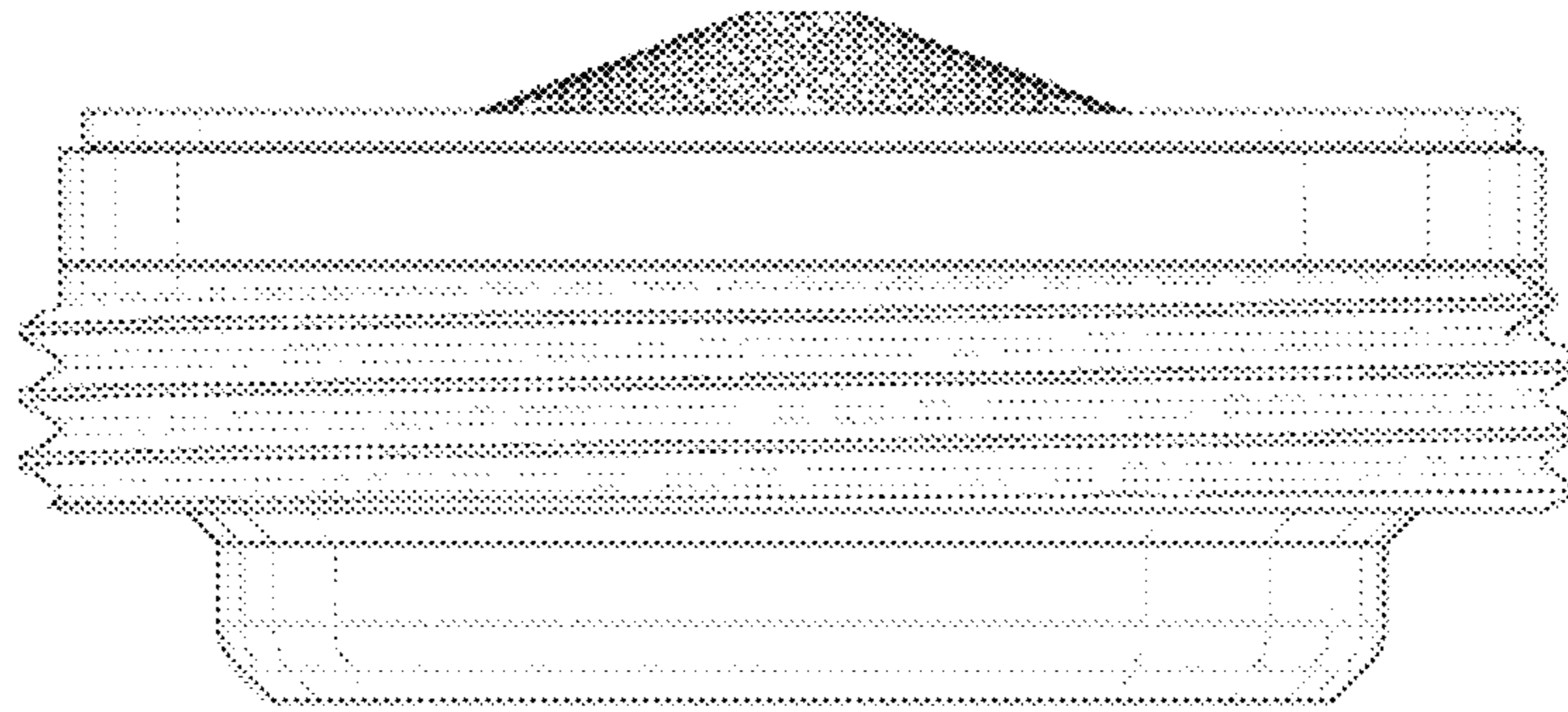


Fig. 8

