



US00D896342S

(12) **United States Design Patent** (10) **Patent No.:** **US D896,342 S**
Wei (45) **Date of Patent:** **** Sep. 15, 2020**

(54) **FILTER**
(71) Applicant: **TIANJIN TIANCHUANG BEST PURE ENVIRONMENTAL SCIENCE AND TECHNOLOGY CO., LTD.**, Tianjing (CN)
(72) Inventor: **Enyu Wei**, Shenzhen (CN)
(**) Term: **15 Years**
(21) Appl. No.: **29/679,068**
(22) Filed: **Feb. 1, 2019**
(51) **LOC (12) Cl.** **23-01**
(52) **U.S. Cl.**
USPC **D23/209**
(58) **Field of Classification Search**
USPC D23/207, 209, 200, 2, 205, 210, 259, D23/260, 261; D7/700
CPC B01D 35/14; B01D 35/30; B01D 35/0276; B01D 35/027; B01D 29/085; B01D 2201/29; B01D 2201/30; B01D 2201/291; B01D 2201/295; B01D 2201/296; B01D 2201/298; B01D 2201/301; B01D 2201/306; B01D 2201/309; C02F 1/002
See application file for complete search history.

D820,948 S * 6/2018 An D23/209
D831,788 S * 10/2018 Zou D23/209
D835,752 S * 12/2018 Spiegel D23/209
D854,122 S * 7/2019 An D23/209
D856,472 S * 8/2019 Zou D23/209
D857,158 S * 8/2019 Zou D23/209
D857,840 S * 8/2019 Lu D23/209
D865,119 S * 10/2019 An D23/209

* cited by examiner

Primary Examiner — Sheryl Lane
Assistant Examiner — Calvin E Vansant
(74) *Attorney, Agent, or Firm* — Yanling Jiang

(56) **References Cited**
U.S. PATENT DOCUMENTS

D764,021 S * 8/2016 Lu D23/209
D813,357 S * 3/2018 Bryant D23/262


(57) **CLAIM**

The ornamental design for a filter, as shown and described.

DESCRIPTION

FIG. 1 is a top right perspective view showing a filter, showing my new design;
FIG. 2 is a front elevation view thereof;
FIG. 3 is a rear elevation view thereof;
FIG. 4 is a top plan view thereof;
FIG. 5 is a bottom plan view thereof;
FIG. 6 is a side view thereof; and,
FIG. 7 is an opposite side view thereof.
The broken lines represent portions of the filter that form no part of the claimed design.

1 Claim, 7 Drawing Sheets






Fig. 1




Fig. 2




Fig. 3

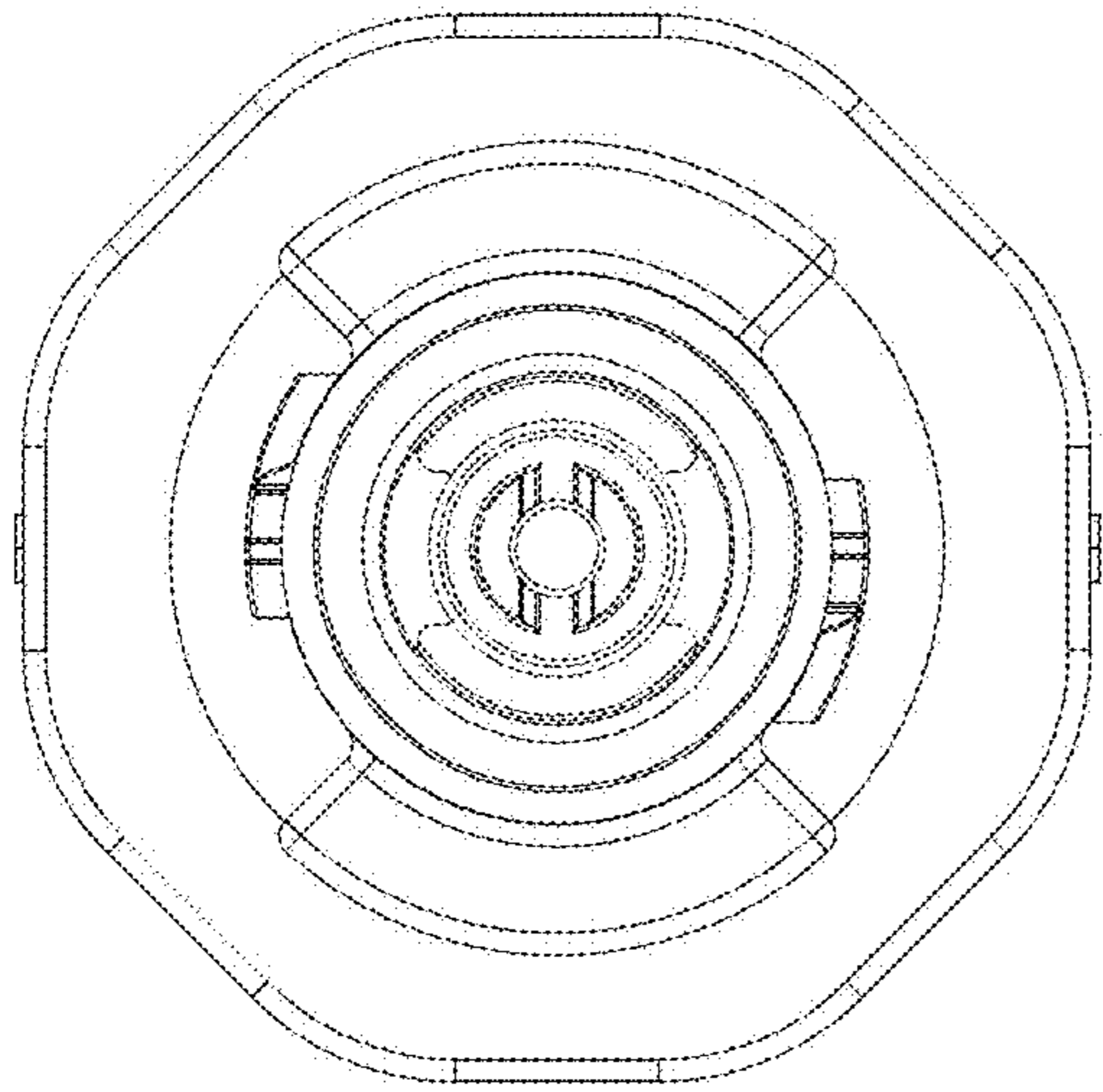


Fig. 4

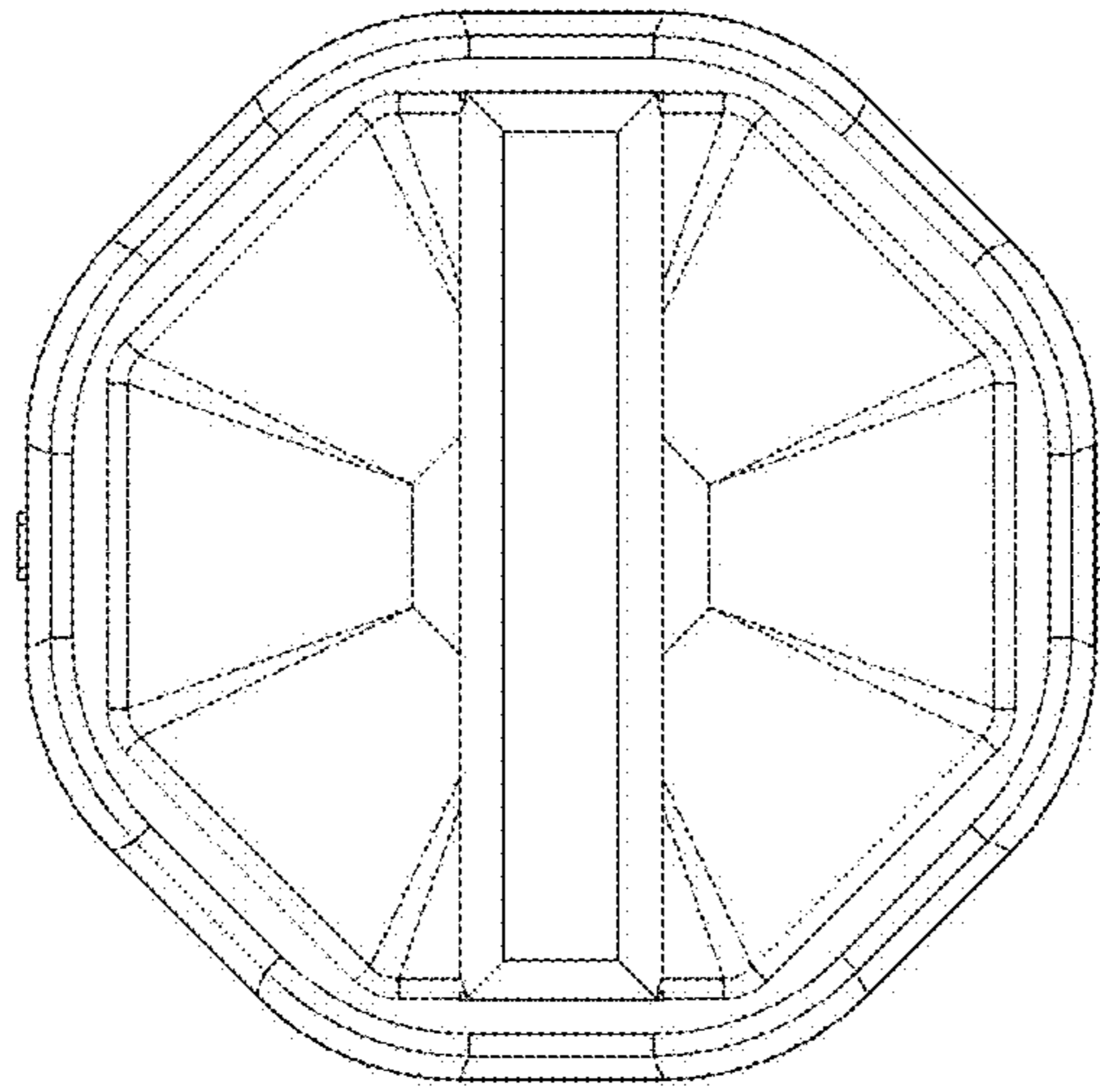


Fig. 5




Fig. 6




Fig. 7