



US00D896332S

(12) **United States Design Patent**
Tsuchihashi

(10) **Patent No.:** **US D896,332 S**

(45) **Date of Patent:** **** Sep. 15, 2020**

(54) **HEAD FOR GOLF CLUB**

(71) Applicant: **SUMITOMO RUBBER INDUSTRIES, LTD.**, Kobe-shi, Hyogo (JP)

(72) Inventor: **Satoko Tsuchihashi**, Kobe (JP)

(73) Assignee: **SUMITOMO RUBBER INDUSTRIES, LTD.**, Kobe-Shi, Hyogo (JP)

(**) Term: **15 Years**

(21) Appl. No.: **29/678,719**

(22) Filed: **Jan. 30, 2019**

(30) **Foreign Application Priority Data**

Aug. 24, 2018 (JP) 2018-018455

(51) **LOC (12) Cl.** **21-02**

(52) **U.S. Cl.**
USPC **D21/759**

(58) **Field of Classification Search**
USPC D21/747-751, 759
CPC A63B 53/00; A63B 53/02; A63B 53/04;
A63B 53/047; A63B 53/0475; A63B
2053/0479; A63B 2053/0483; A63B
2053/0445; A63B 60/00; A63B 60/46
See application file for complete search history.

(56) **References Cited**

U.S. PATENT DOCUMENTS

- 5,154,423 A * 10/1992 Antonious A63B 53/04
473/328
- D360,445 S * 7/1995 Schmidt D21/748
- D364,206 S * 11/1995 Schmidt D21/748
- 5,603,668 A * 2/1997 Antonious A63B 53/04
473/328
- D393,302 S * 4/1998 Renegar D21/759

- D398,355 S * 9/1998 Chou D21/748
- D404,783 S * 1/1999 Best D21/747
- D411,274 S * 6/1999 Renegar D21/752
- D414,535 S * 9/1999 Mertens D21/747
- D428,632 S * 7/2000 Besnard D21/748
- 6,471,601 B1 * 10/2002 McCabe A63B 53/047
473/290
- D574,914 S * 8/2008 Oldknow D21/759
- D577,399 S * 9/2008 Oldknow D21/759
- D583,433 S * 12/2008 Oldknow D21/759
- D639,883 S * 6/2011 Roach D21/759
- D639,884 S * 6/2011 Breier D21/759
- D658,250 S * 4/2012 Dolezel D21/759
- D658,732 S * 5/2012 Dolezel D21/759
- D741,429 S * 10/2015 Asatsuma D21/759
- D751,659 S * 3/2016 Dolezel D21/759
- D754,270 S * 4/2016 Dolezel D21/759
- D810,217 S * 2/2018 Long D21/759

(Continued)

Primary Examiner — Mitchell I. Siegel

(74) *Attorney, Agent, or Firm* — Birch, Stewart, Kolasch & Birch, LLP

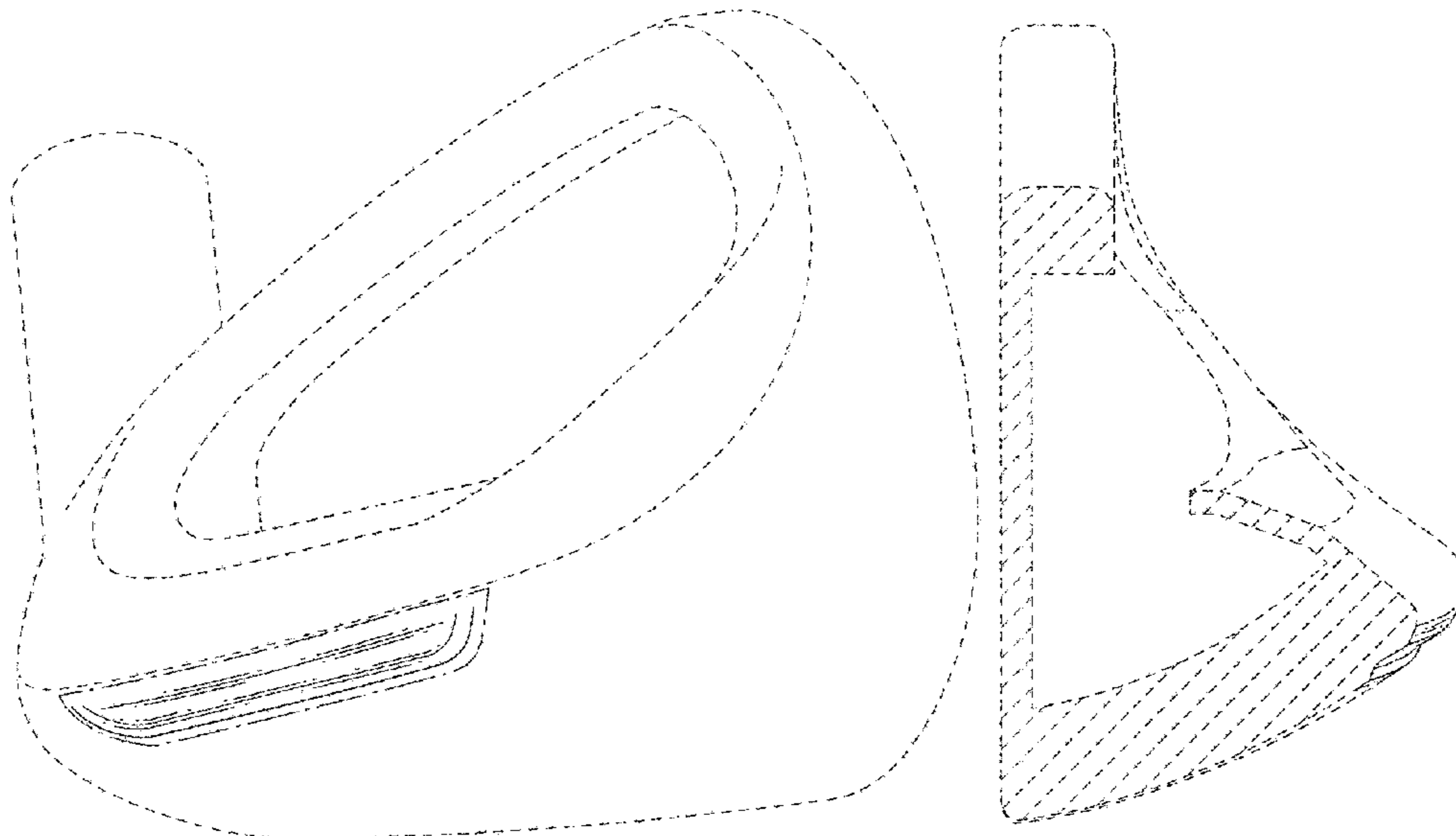
(57) **CLAIM**

The ornamental design for a head for golf club, as shown and described.

DESCRIPTION

FIG. 1 is a perspective view of a head for golf club;
 FIG. 2 is a front view thereof;
 FIG. 3 is a left side view thereof;
 FIG. 4 is a right side view thereof;
 FIG. 5 is a bottom view thereof;
 FIG. 6 is a sectional view along line 6-6 in FIG. 2; and,
 FIG. 7 is a sectional view along line 7-7 in FIG. 2.
 The broken lines depict portions of the head for golf club in which the design is embodied that are not considered part of the claimed design.
 The dashed lines show a boundary between the claimed design and unclaimed portions.

1 Claim, 7 Drawing Sheets



(56)

References Cited

U.S. PATENT DOCUMENTS

D813,967 S	*	3/2018	Ripp	D21/759
D823,961 S	*	7/2018	Dolezel	D21/759
D835,739 S	*	12/2018	Long	D21/759
D842,408 S	*	3/2019	Tsuchihashi	D21/759
D861,098 S	*	9/2019	Asatsuma	D21/759

* cited by examiner

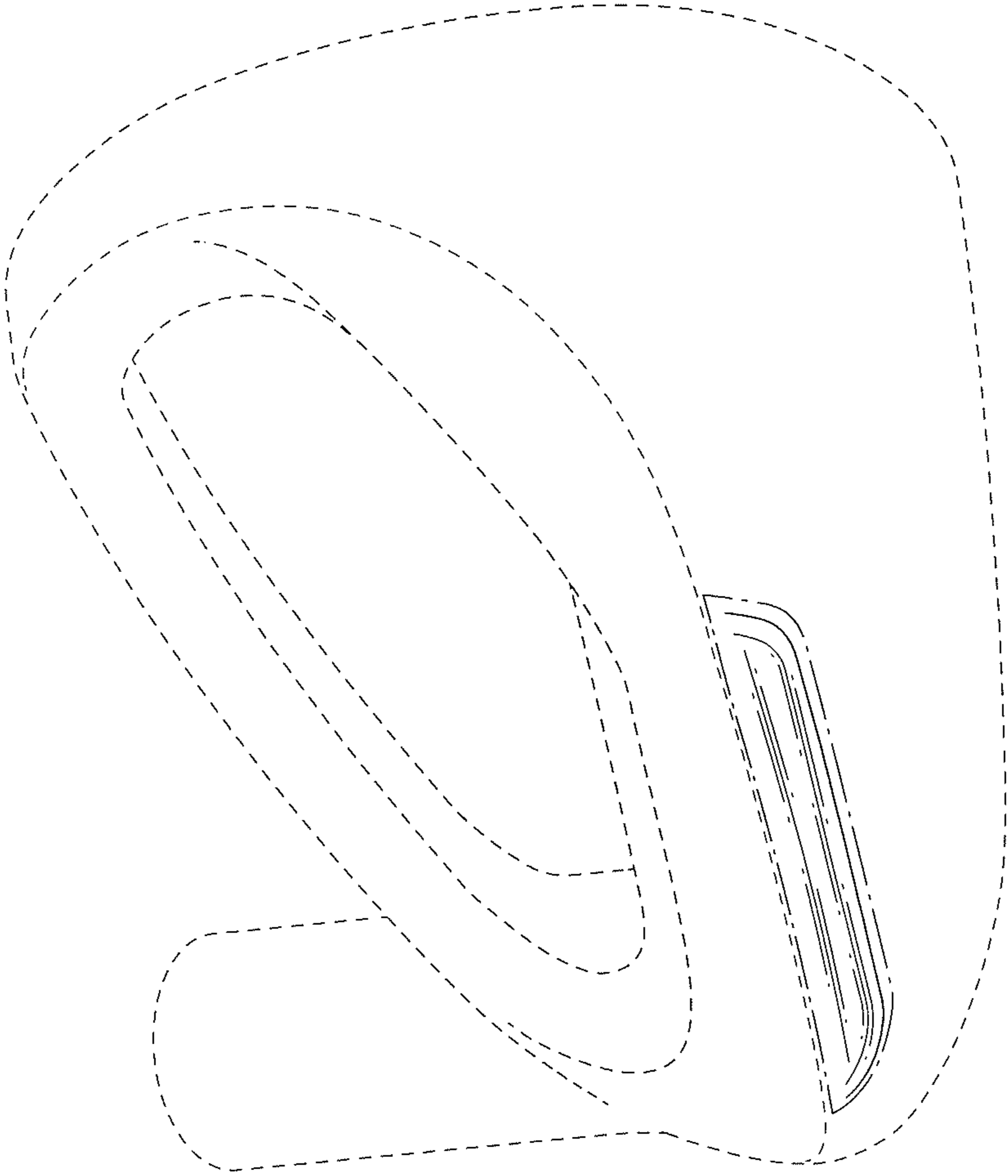


FIG.1

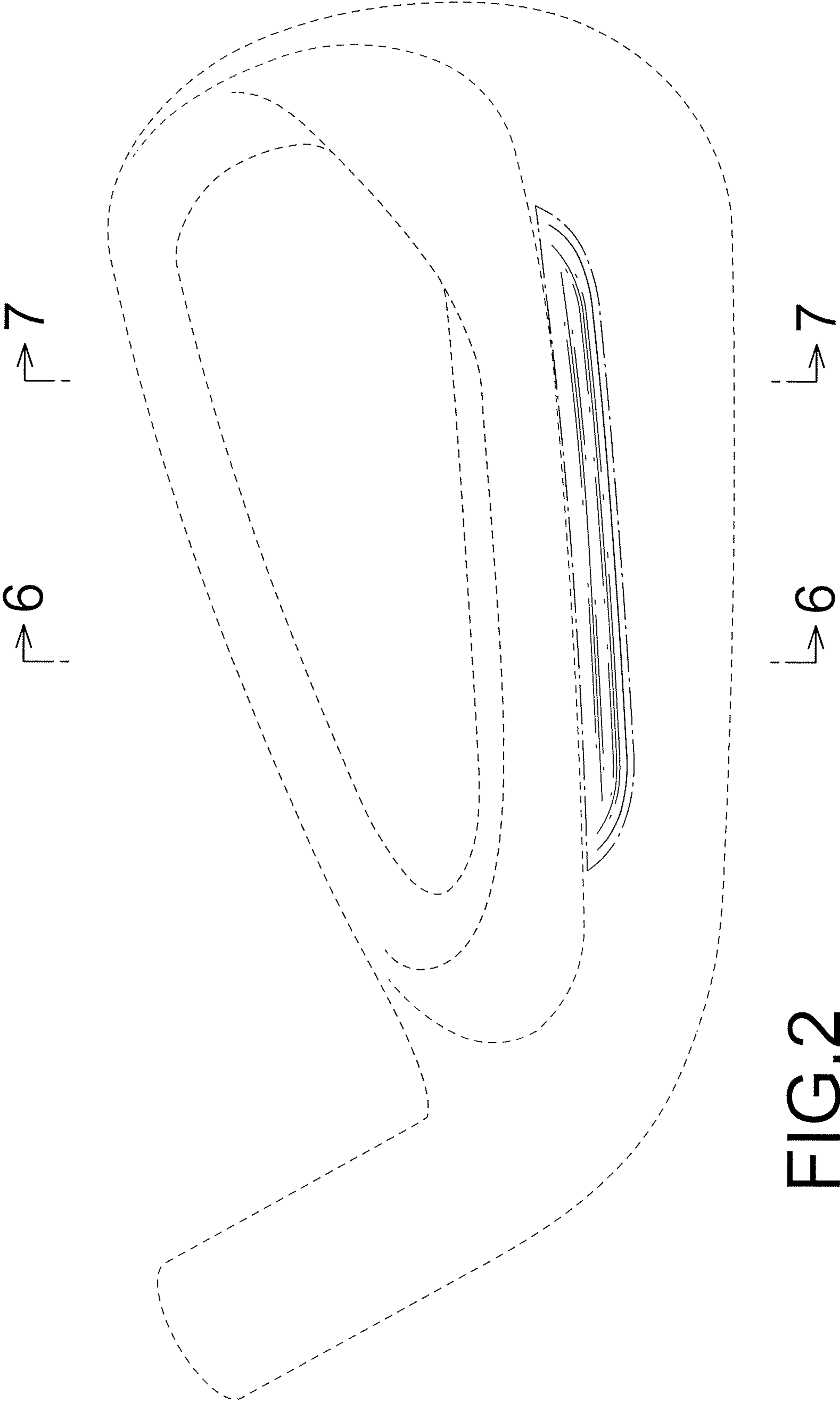


FIG. 2

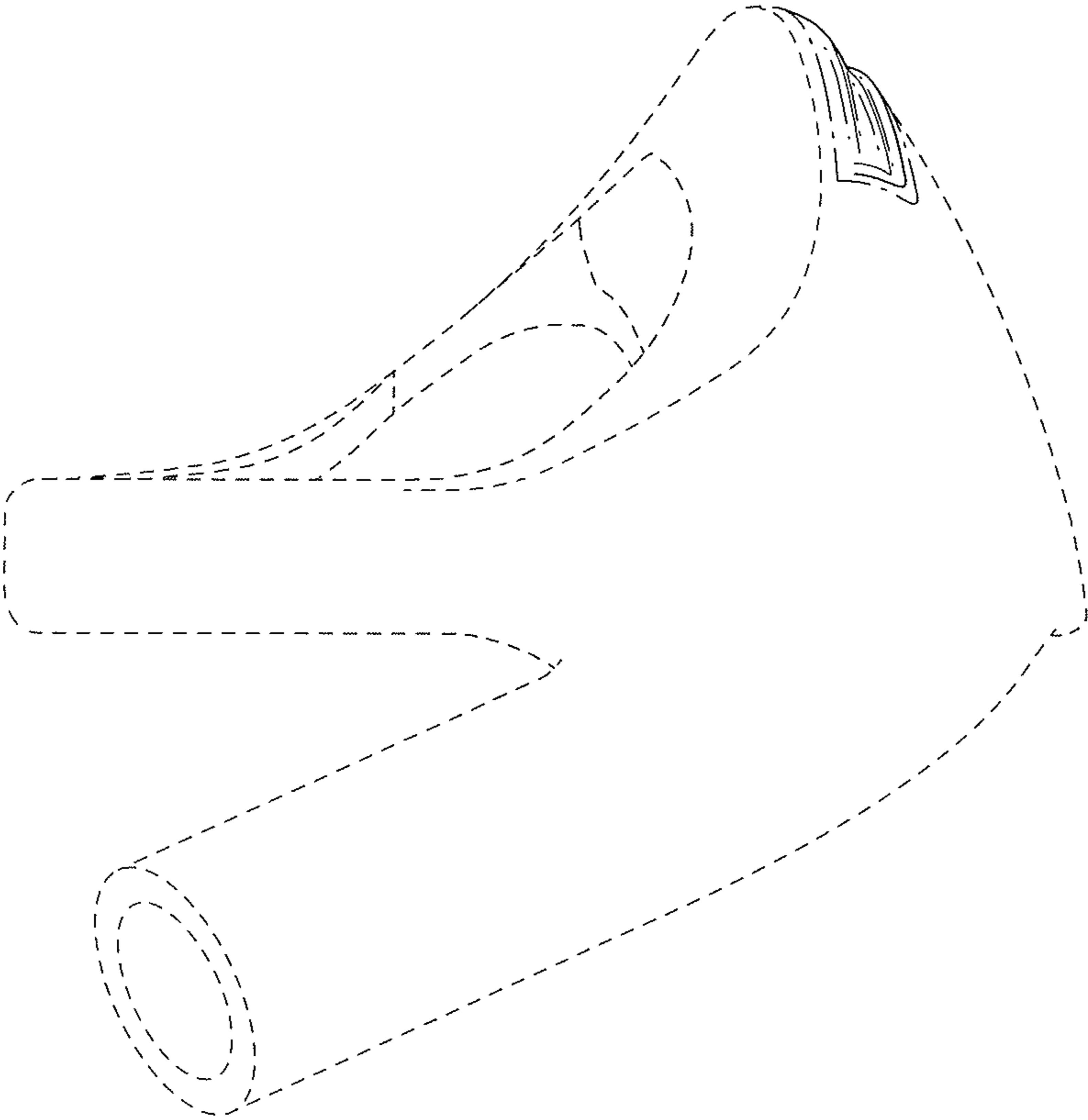


FIG.3

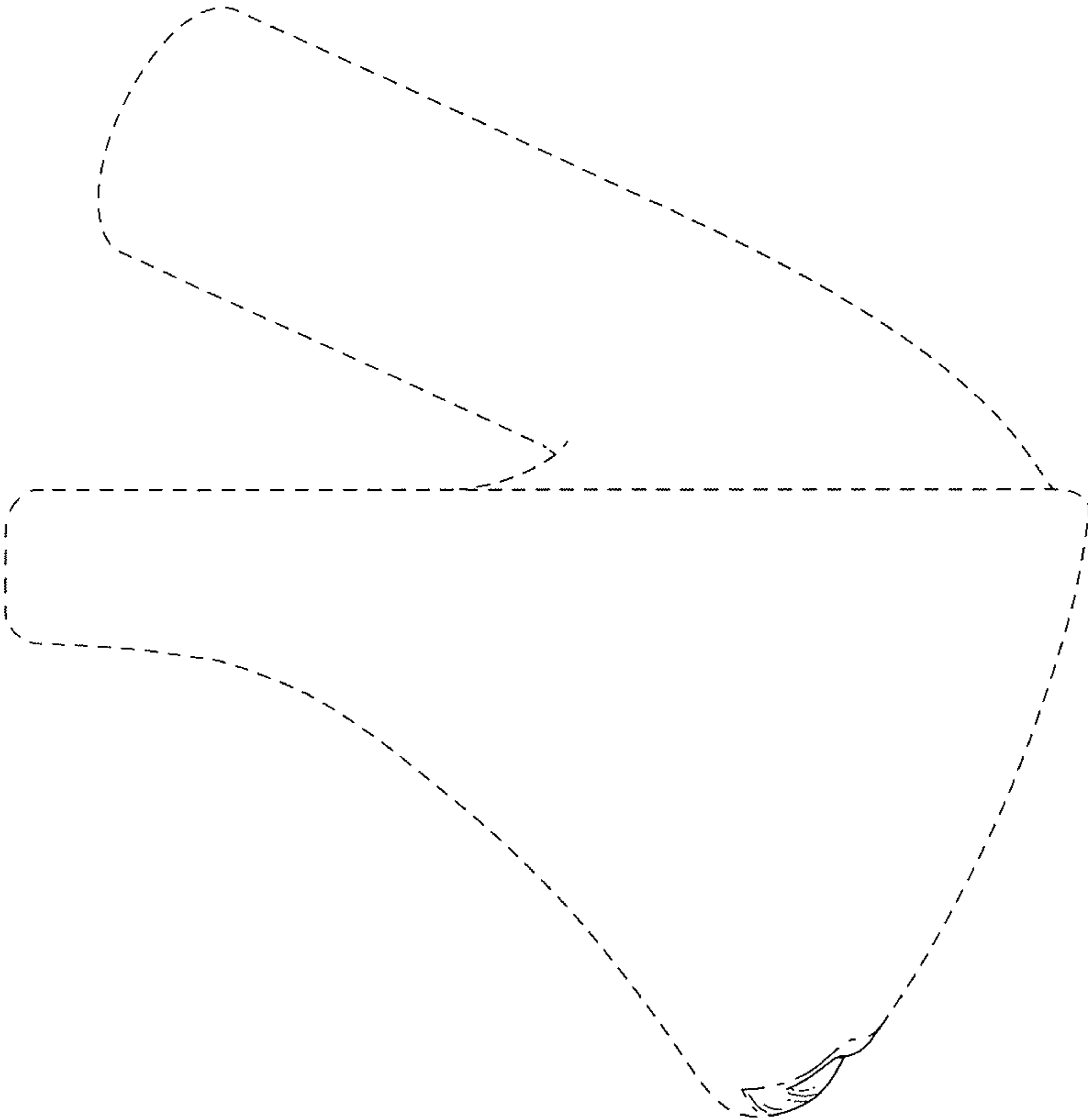


FIG.4




FIG. 5

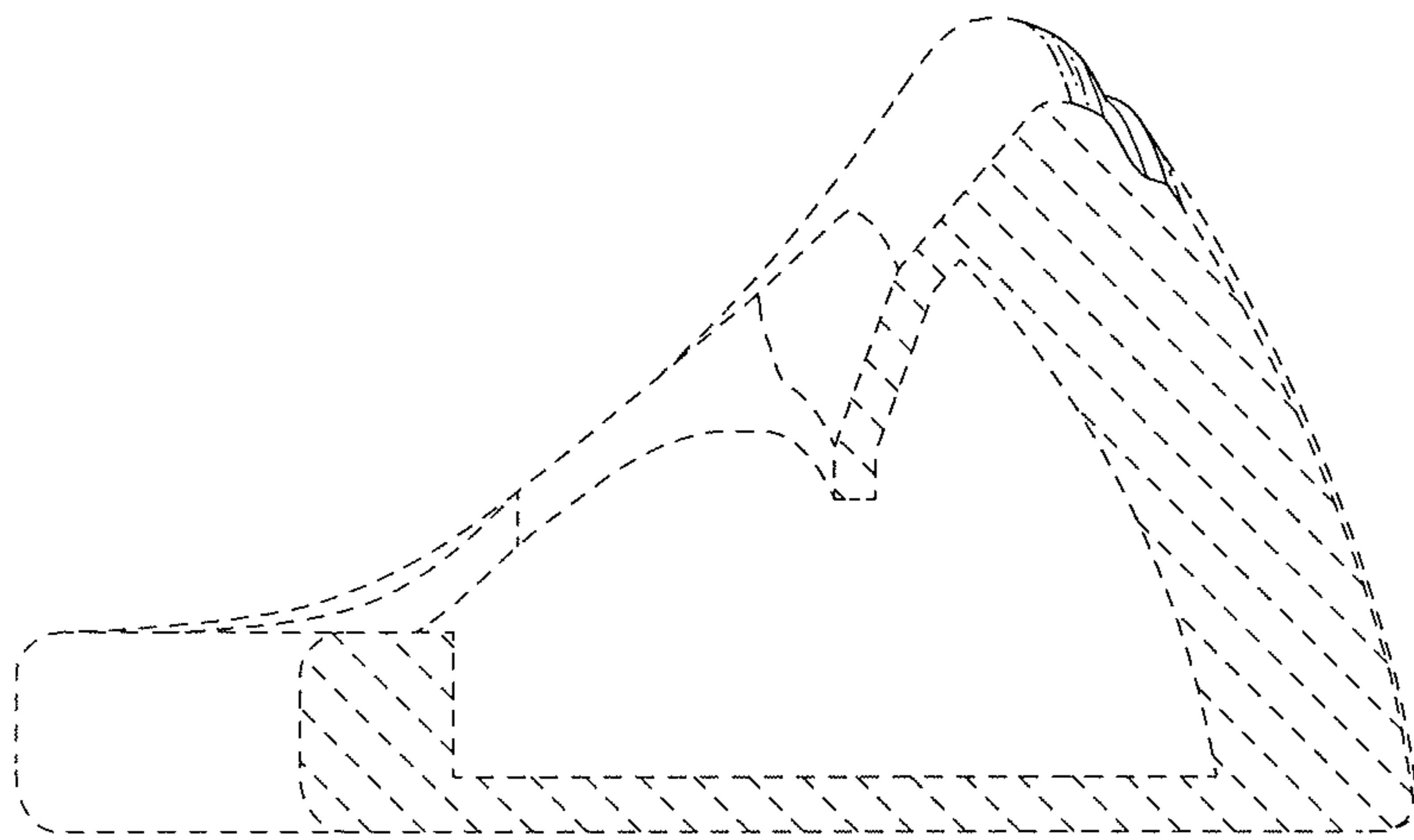


FIG.6

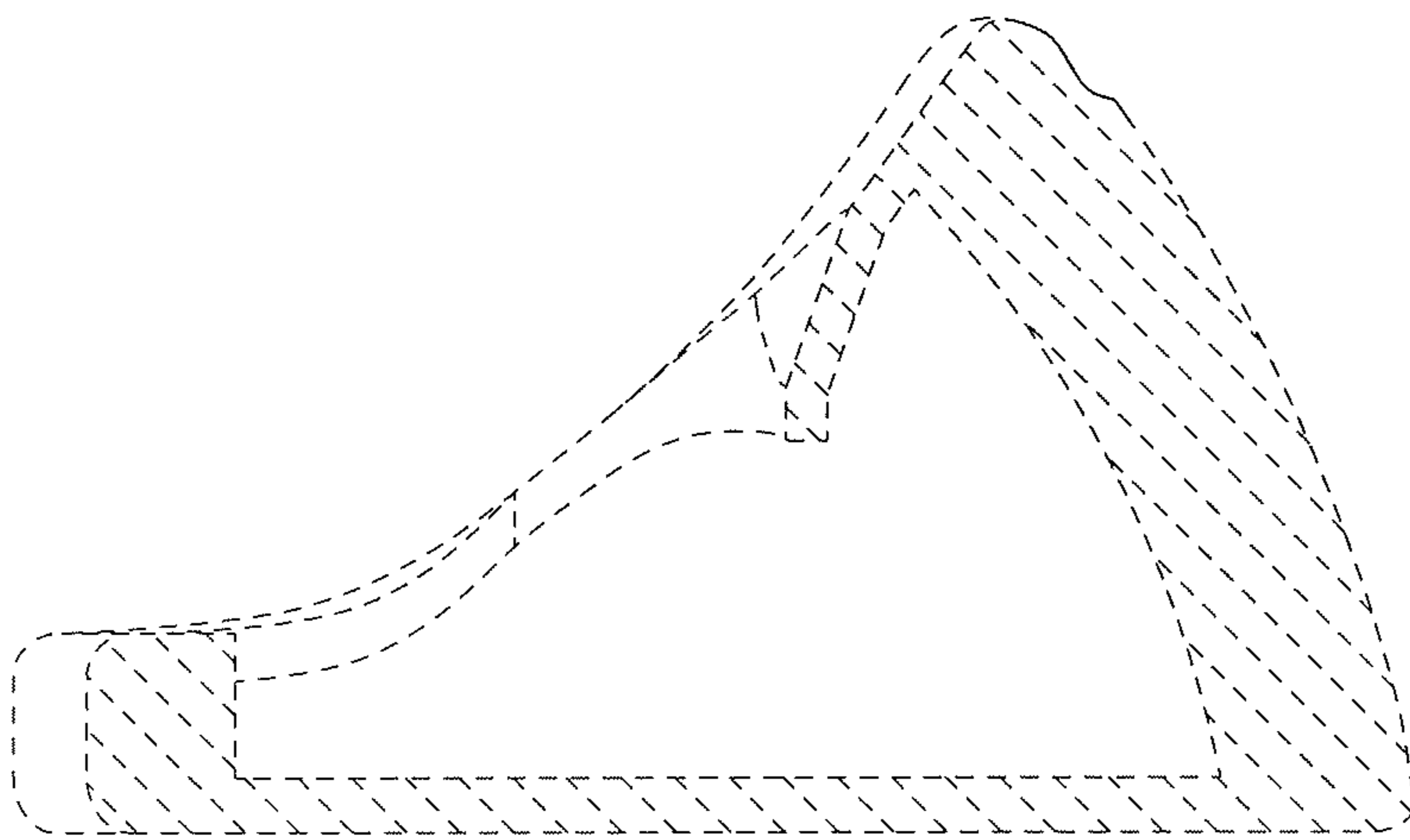


FIG. 7