

US00D896309S

(12) **United States Design Patent**
Han

(10) **Patent No.:** **US D896,309 S**

(45) **Date of Patent:** **** Sep. 15, 2020**

- (54) **PAINT BOX**
- (71) Applicant: **JianYue Han**, Ningbo (CN)
- (72) Inventor: **JianYue Han**, Ningbo (CN)
- (**) Term: **15 Years**
- (21) Appl. No.: **29/676,646**
- (22) Filed: **Jan. 13, 2019**
- (51) **LOC (12) Cl.** **19-06**
- (52) **U.S. Cl.**
USPC **D19/106**
- (58) **Field of Classification Search**
USPC D19/101, 102, 103, 104, 106, 107;
D3/305, 313, 314, 901; D6/667;
D7/553.3; D9/426
CPC .. B44D 2/00; B44D 2/002; B44D 3/04; A45C
11/36; A47B 97/04
See application file for complete search history.

- 3,476,456 A * 11/1969 Canavan A47B 3/10
312/231
- D221,117 S * 7/1971 Jacobs D3/275
- 3,669,227 A * 6/1972 Alford A47B 97/08
190/11
- 4,093,326 A * 6/1978 Ford A47B 97/08
248/461
- 4,372,630 A * 2/1983 Fuhri A47B 97/08
206/1.7
- D272,203 S * 1/1984 Di Bartolo D19/106
- 4,638,909 A * 1/1987 Ford B44D 3/04
206/1.7
- D290,536 S * 6/1987 Nadel D28/83
- 4,765,457 A * 8/1988 Rayhle B44D 3/04
206/1.5
- 6,745,988 B2 * 6/2004 Gelfand A47B 97/04
248/460
- 6,772,987 B2 * 8/2004 Jones, II A47B 97/08
248/441.1
- 7,118,084 B2 * 10/2006 Park A47B 97/08
248/460
- 7,188,818 B2 * 3/2007 Chang A47B 97/08
248/447

(Continued)

Primary Examiner — Elizabeth A. Albert

(56) **References Cited**

U.S. PATENT DOCUMENTS

- 654,841 A * 7/1900 Sabin-MacDonald
A47B 97/08
312/231
- 1,962,988 A * 6/1934 Fulton A45C 11/36
312/231
- D141,503 S * 6/1945 Preis D7/552.1
- 2,531,189 A * 11/1950 Abel B44D 3/04
312/200
- 2,751,271 A * 6/1956 Dessertenne A47B 97/08
312/231
- 3,031,247 A * 4/1962 Schieve A47B 97/08
312/231
- 3,156,510 A * 11/1964 Hindin A47B 67/005
312/223.5
- 3,168,363 A * 2/1965 Monsour A47B 97/08
312/231
- 3,414,343 A * 12/1968 Thomas B44D 3/04
312/231

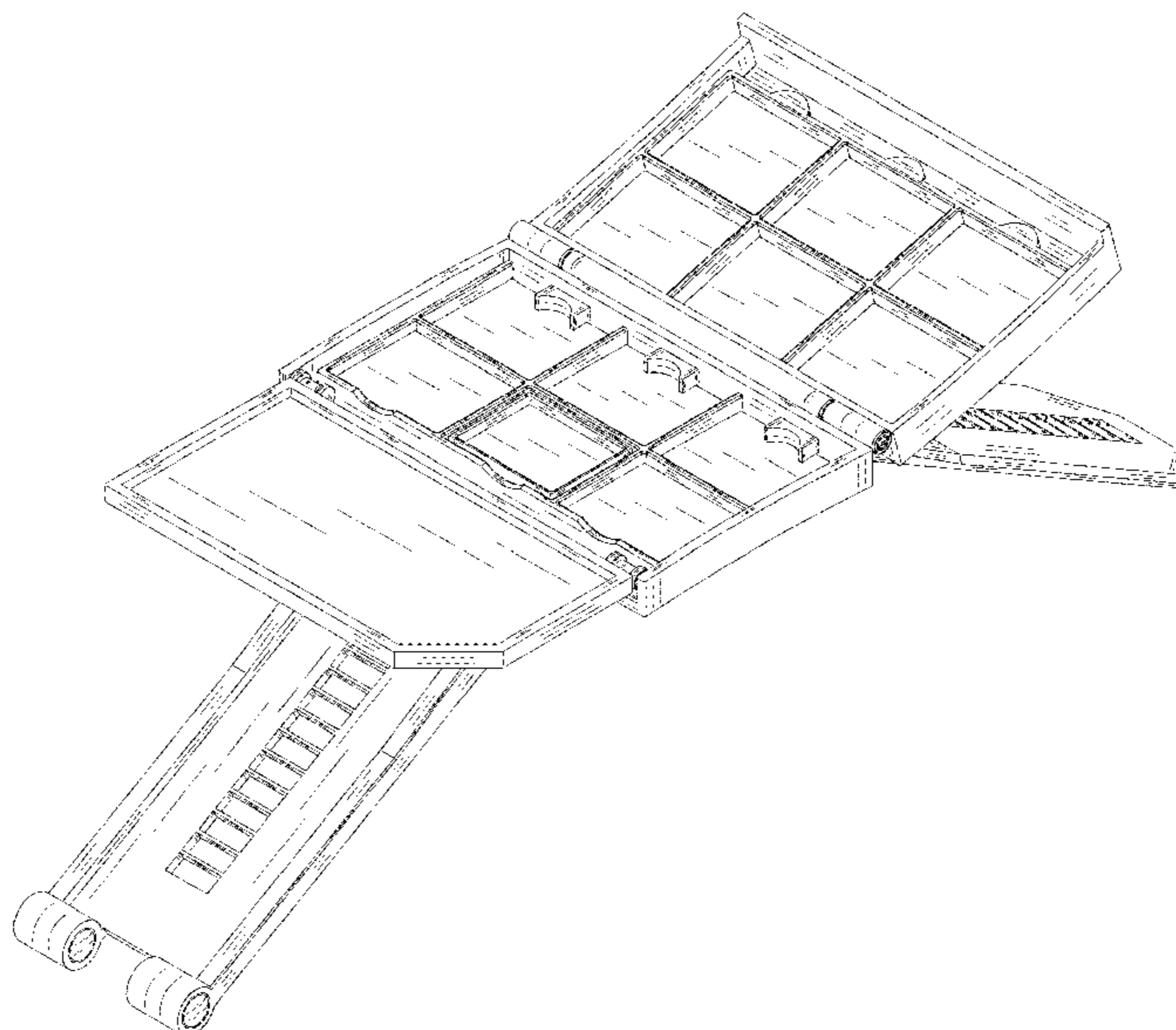
(57) **CLAIM**

The ornamental design for paint box, as shown and described.

DESCRIPTION

FIG. 1 is a front view of the paint box showing my new design;
 FIG. 2 is a back view thereof;
 FIG. 3 is a left side view thereof;
 FIG. 4 is a right side view thereof;
 FIG. 5 is a top view thereof;
 FIG. 6 is a bottom view thereof;
 FIG. 7 is a perspective view thereof; and,
 FIG. 8 is another perspective view thereof.

1 Claim, 8 Drawing Sheets



(56)

References Cited

U.S. PATENT DOCUMENTS

D577,233 S * 9/2008 Greiner D6/664.1
7,455,275 B1 * 11/2008 Astadan A47B 97/08
248/165
7,694,806 B2 * 4/2010 Huggins B44D 3/04
206/1.7
7,717,393 B2 * 5/2010 Edgmon A47B 97/08
206/1.7
D622,518 S * 8/2010 Jordan D6/667
D687,096 S * 7/2013 Taylor D19/106
9,102,192 B2 * 8/2015 Taylor B44D 3/00
9,925,825 B1 * 3/2018 Hoffmann, IV B44D 3/04
D861,070 S * 9/2019 O'Brien D19/106
10,617,211 B1 * 4/2020 Lee A47B 97/08
2006/0219256 A1 * 10/2006 Byun A45D 33/20
132/287
2016/0075173 A1 * 3/2016 Hutton B44D 3/02
206/1.7
2018/0264876 A1 * 9/2018 Davis A45C 11/34

* cited by examiner

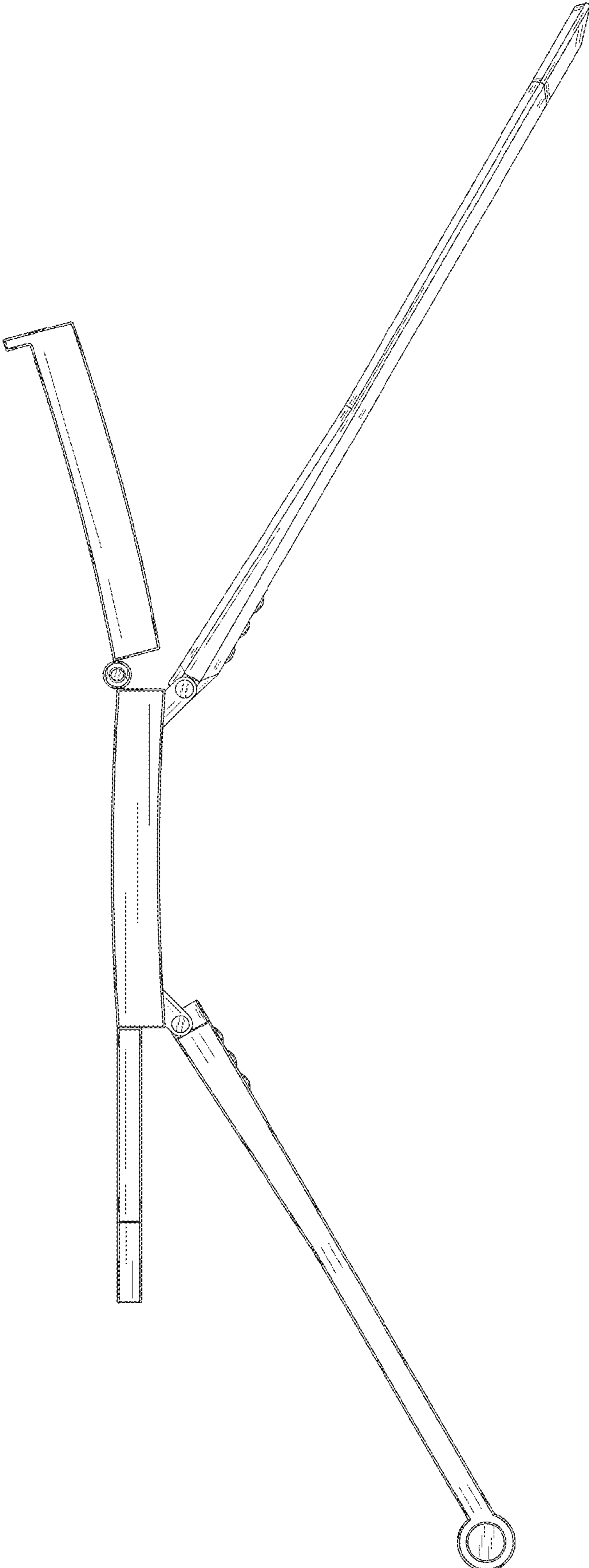


FIG. 1

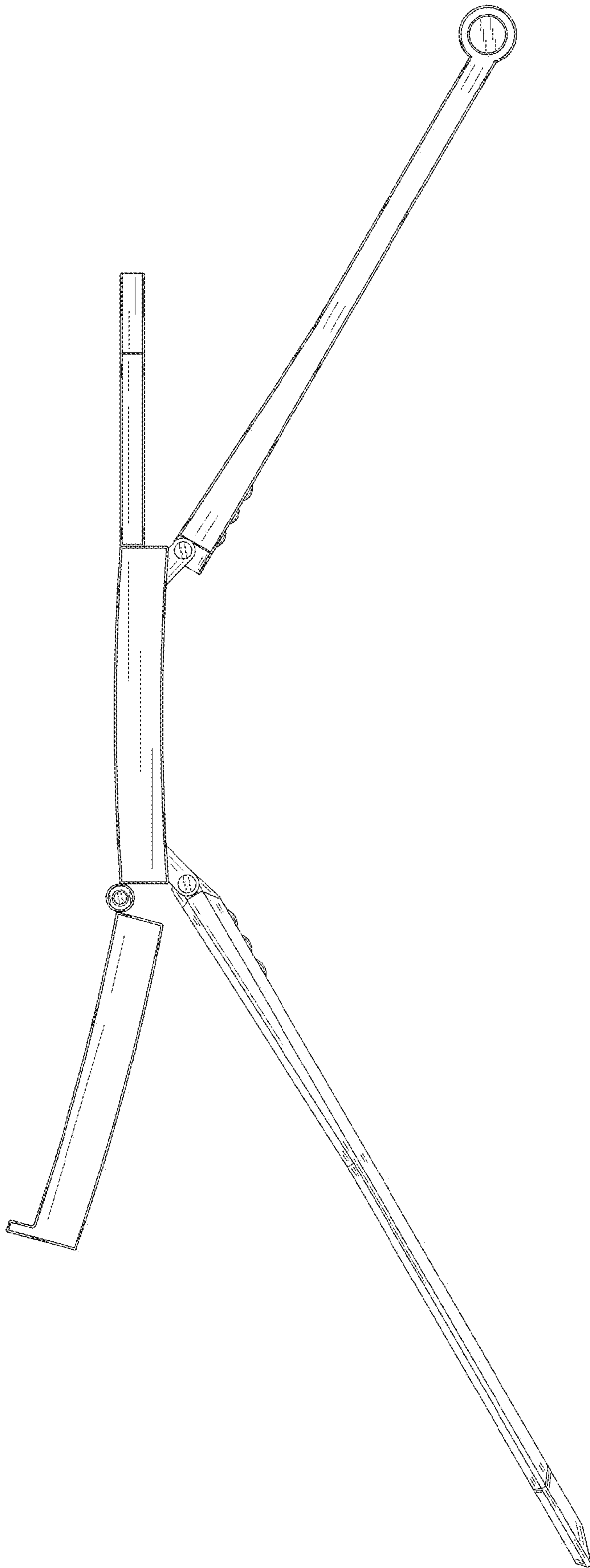


FIG. 2

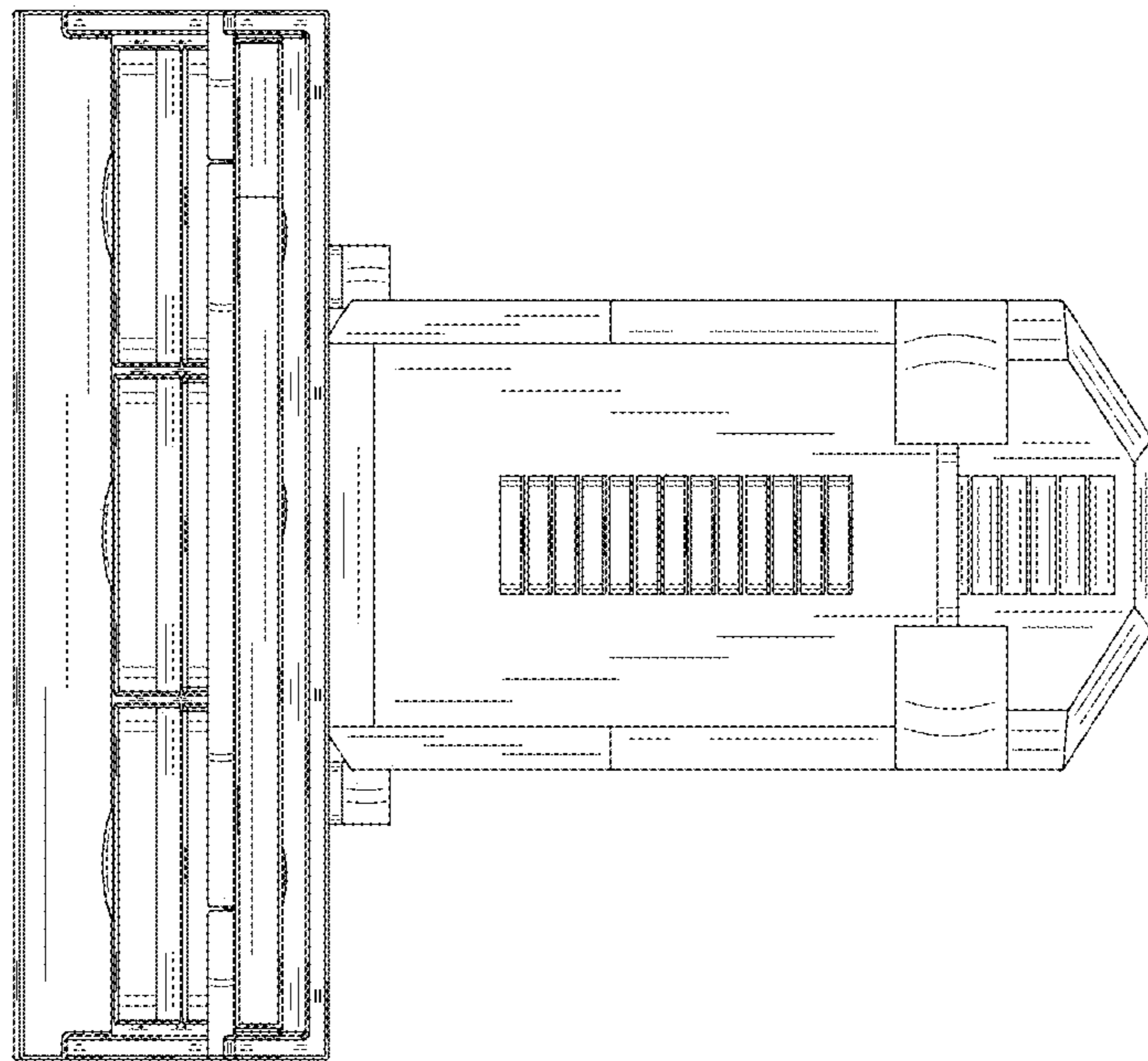


FIG. 3

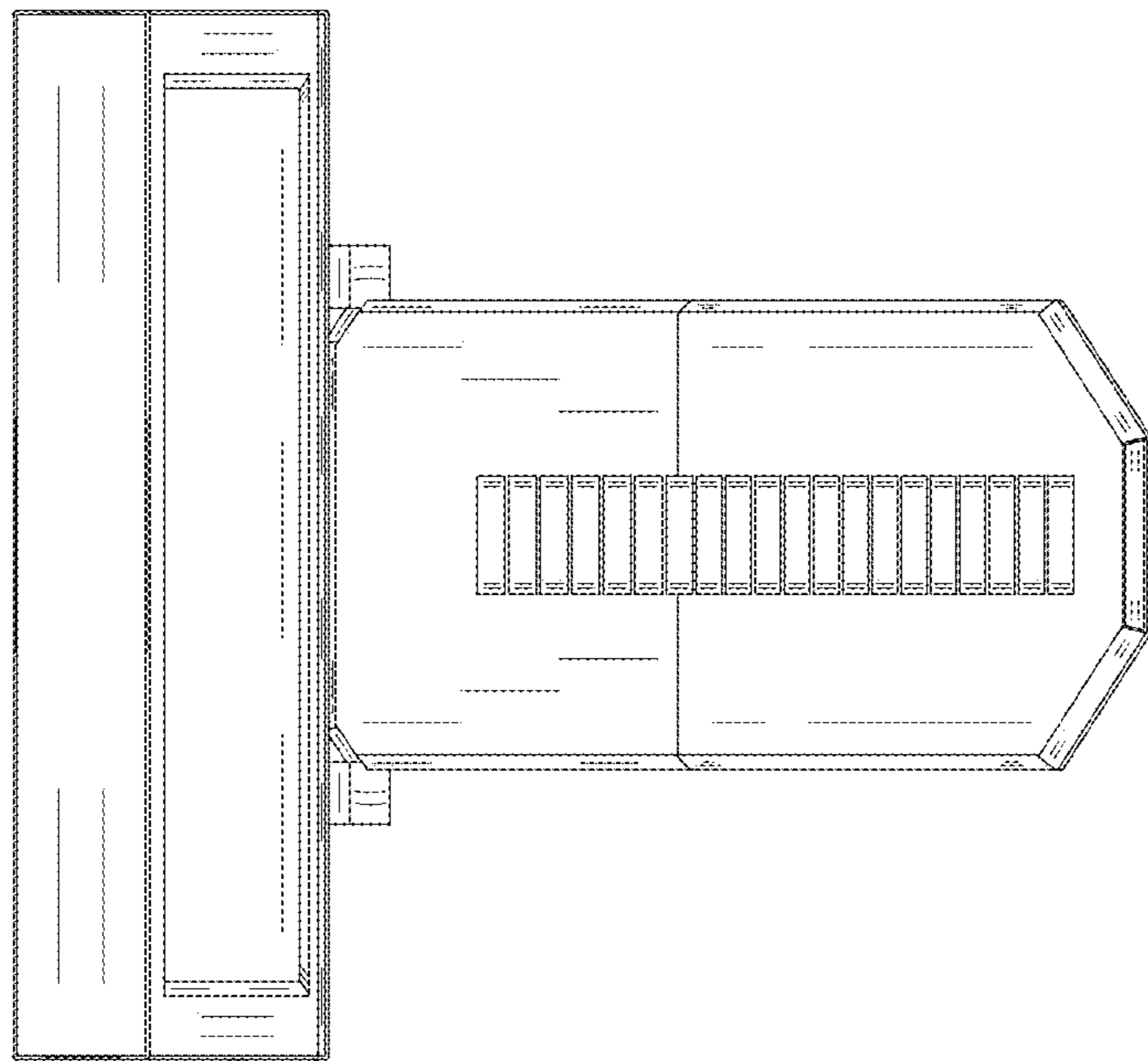


FIG. 4

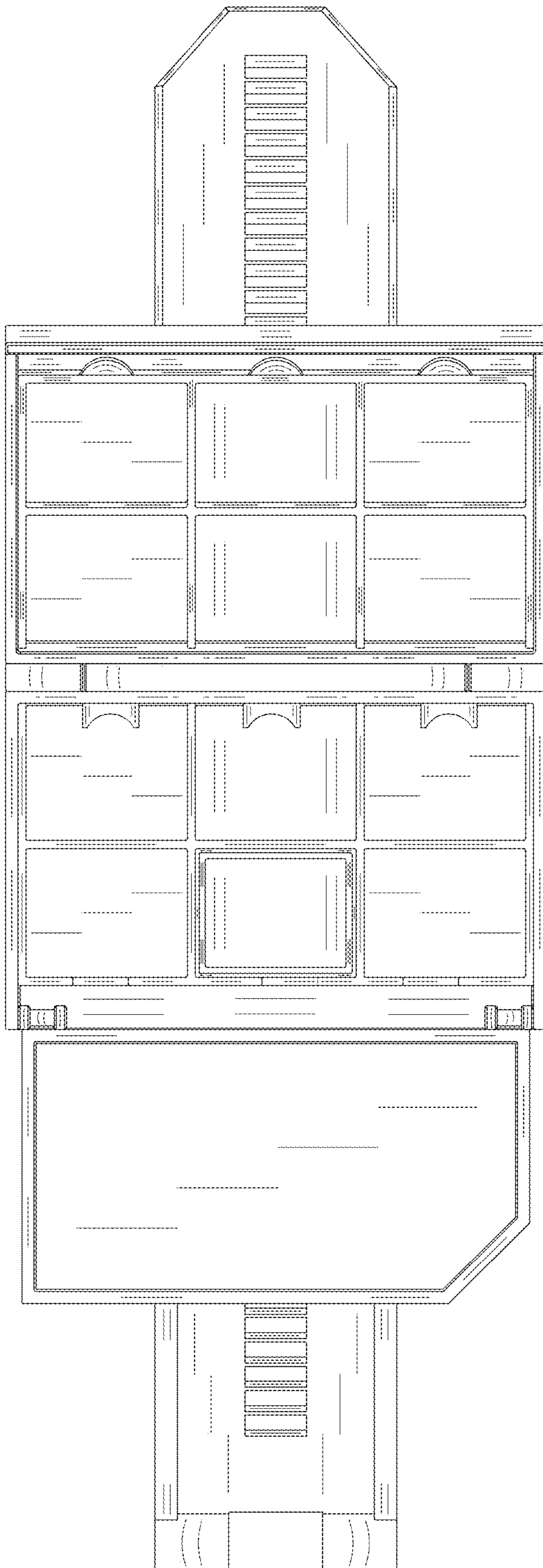


FIG. 5




FIG. 6

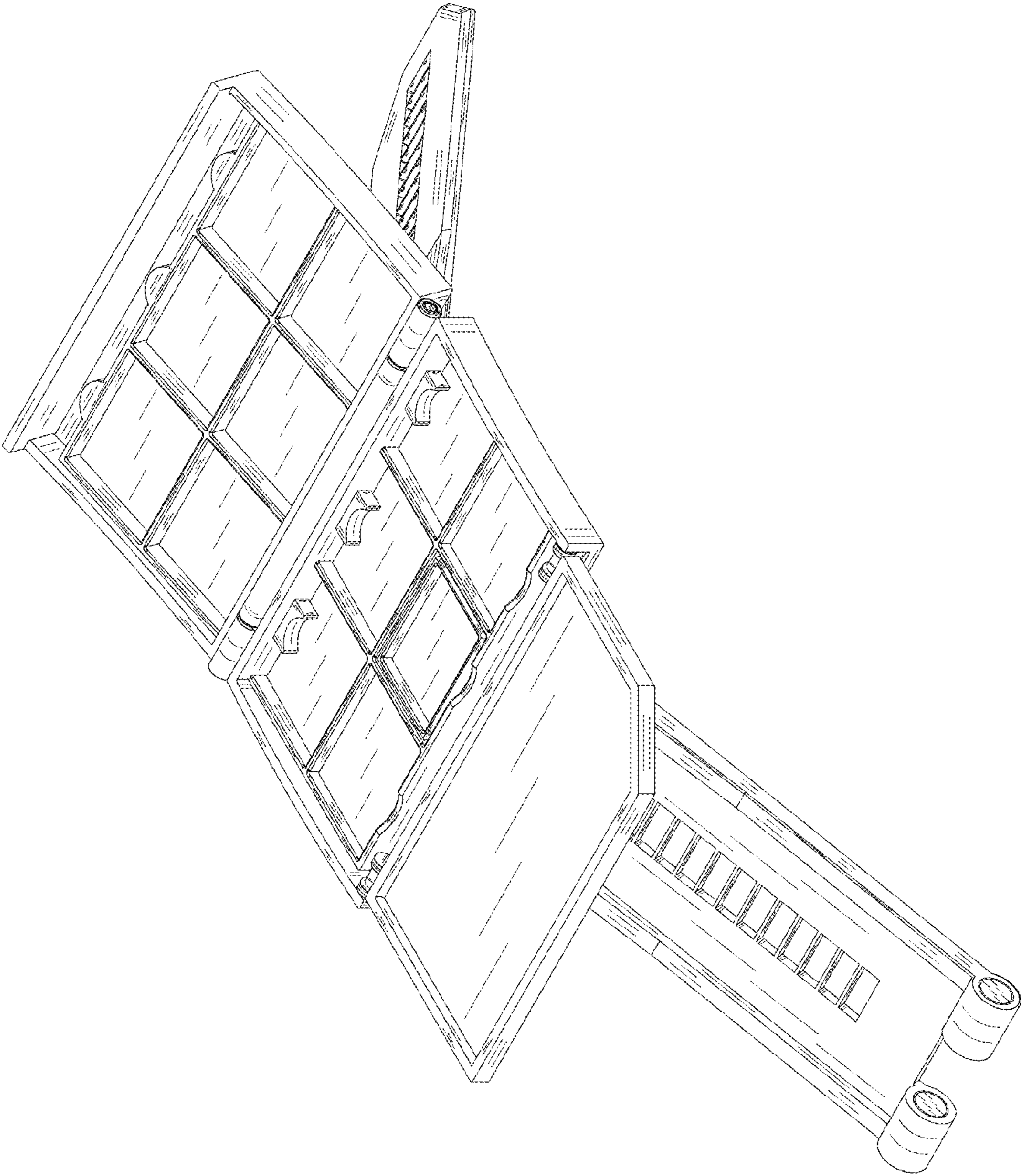


FIG. 7

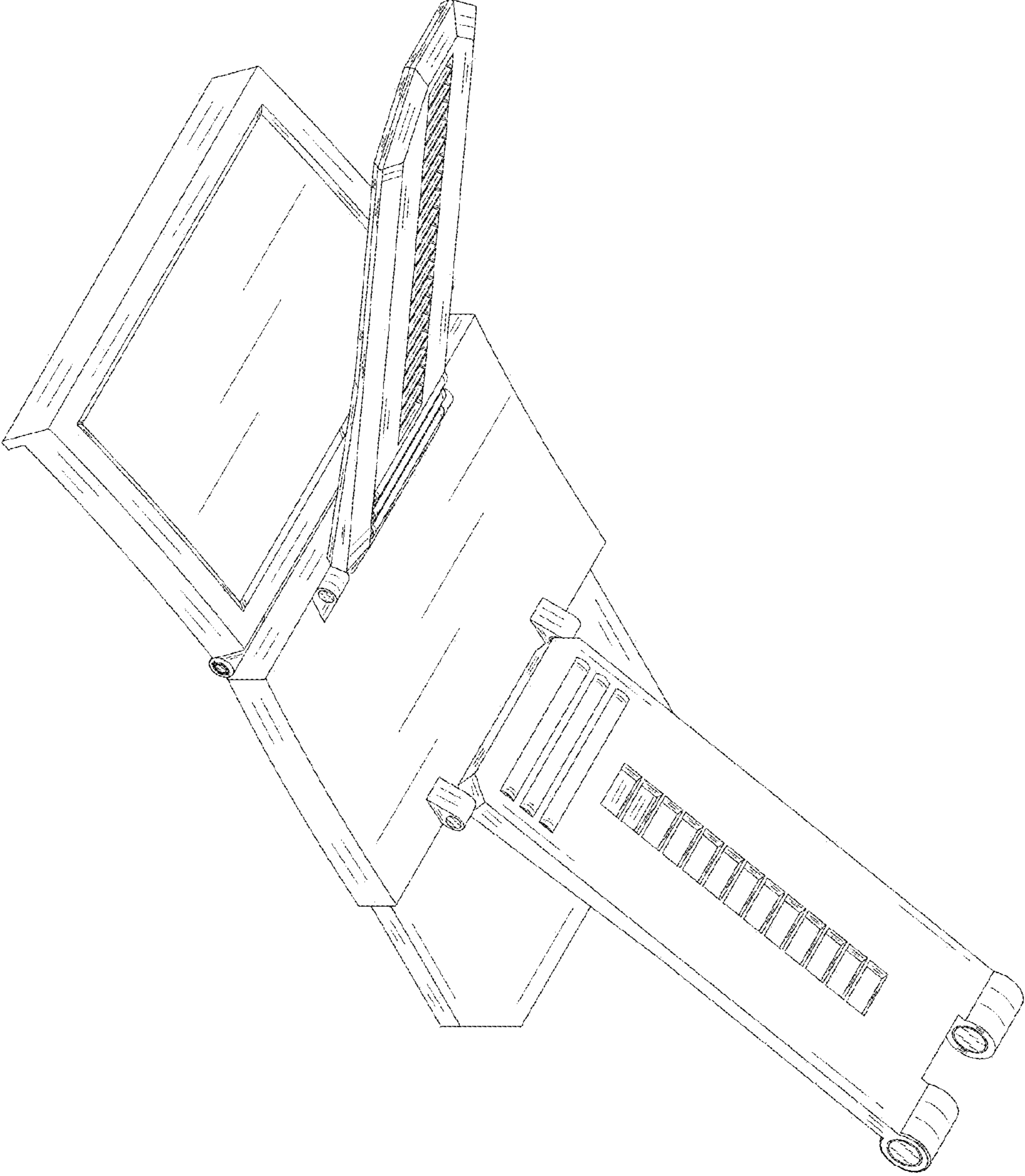


FIG. 8