



US00D896279S

(12) **United States Design Patent** (10) **Patent No.:** **US D896,279 S**
Elias (45) **Date of Patent:** **** Sep. 15, 2020**

(54) **CYLINDER FOR AN ENGINE**
(71) Applicant: **LEADING EDGE V-TWIN LLC,**
Scottsdale, AZ (US)
(72) Inventor: **Jose Elias,** Glendale, AZ (US)
(73) Assignee: **Leading Edge V-Twin LLC,**
Scottsdale, AZ (US)
(**) Term: **15 Years**

D449,620 S * 10/2001 Feuling D15/1
6,382,169 B1 * 5/2002 Gausman F01P 7/026
123/195 R
D467,940 S * 12/2002 Kinsey D15/5
6,626,134 B1 * 9/2003 Brinton F02B 61/02
123/41.56
D499,742 S * 12/2004 Brinton D15/5
D500,768 S * 1/2005 Brinton D15/5
D521,025 S * 5/2006 Egland D15/5
D524,823 S * 7/2006 Garrison D15/5
D601,589 S * 10/2009 Carlson D12/114
(Continued)

(21) Appl. No.: **29/671,266**
(22) Filed: **Nov. 26, 2018**
(51) **LOC (12) Cl.** **15-01**
(52) **U.S. Cl.**
USPC **D15/5**
(58) **Field of Classification Search**
USPC D15/1-9; D12/107, 110, 114
CPC F02F 1/065; F02F 1/30; F02F 1/32; F02F
5/00; F02F 3/00; F02F 3/10; F02F 3/28;
F02F 3/0015; F02F 3/027; F02F 3/0069;
F02F 3/0084; F02F 3/0092; F02F 3/225;
F02B 61/02; F02B 5/22; F02B 1623/08;
F02B 2075/027; F02B 2075/1808; F16J
1/00
See application file for complete search history.

(56) **References Cited**
U.S. PATENT DOCUMENTS
2,330,779 A * 9/1943 Gregory F02F 1/32
165/51
3,521,607 A * 7/1970 Wiseman F02F 1/04
123/41.69
D277,756 S * 2/1985 Davidson D15/1
D279,294 S * 6/1985 Davidson D15/5
4,633,826 A * 1/1987 Tominaga F01L 1/02
123/90.27
D294,264 S * 2/1988 Davidson D15/3
5,598,820 A * 2/1997 Sokoloski F02B 23/08
123/193.5
D437,572 S * 2/2001 Rodriguez D12/114

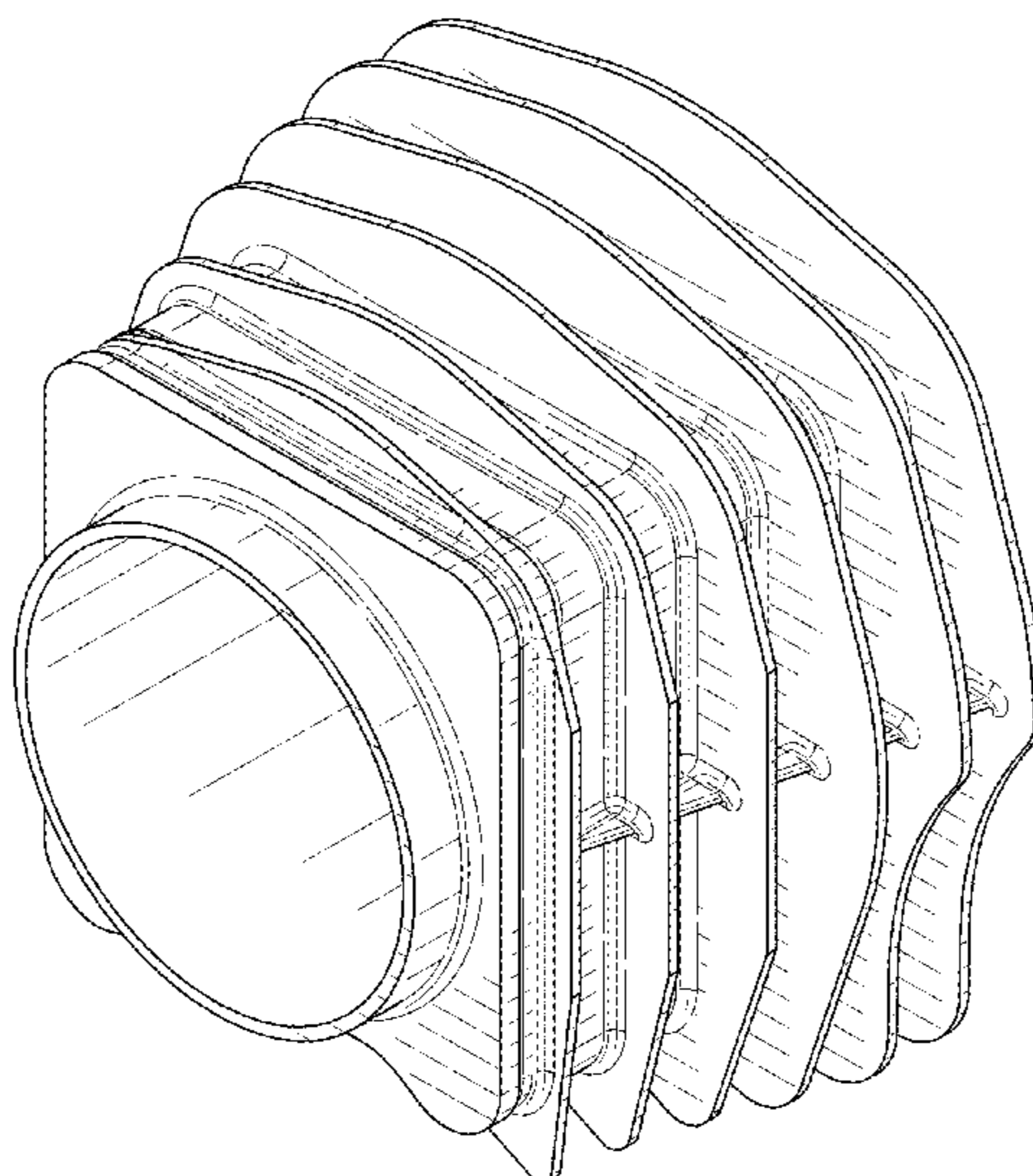
OTHER PUBLICATIONS
Leading Edge V-Twin LLC, Leading Edge 125" and 129" M8 Top
End Kits, (site visited Jun. 25, 2020), Speed Kings Cycle Supply
website, URL:<<https://www.speed-kingscycle.com/products/leading-edge-125-and-129-m8-top-end-kits?variant=20387473129570>> (Year:
2020).*

(Continued)
Primary Examiner — Sheryl Lane
Assistant Examiner — Mark T. Philipps
(74) *Attorney, Agent, or Firm* — The Noblitt Group,
PLLC

(57) **CLAIM**
The ornamental design for a cylinder for an engine, as
shown and described.

DESCRIPTION
FIG. 1 is a front perspective view of a cylinder for an engine;
FIG. 2 is a front view thereof;
FIG. 3 is a back view thereof;
FIG. 4 is a left view thereof, the right side being a mirror
image;
FIG. 5 is a top view thereof; and,
FIG. 6 is a bottom view thereof.

1 Claim, 5 Drawing Sheets



(56)

References Cited

U.S. PATENT DOCUMENTS

D686,249	S *	7/2013	Roach	D15/5
D700,625	S *	3/2014	Iwagoshi	D15/7
9,568,039	B2	2/2017	Minton		
D849,054	S *	5/2019	Savage	D15/5
2001/0037787	A1 *	11/2001	Muller	F02F 7/0021 123/195 C
2008/0173171	A1 *	7/2008	Brower	F02F 7/0004 92/261
2011/0114044	A1 *	5/2011	Dees	F02F 1/40 123/41.82 R
2013/0014721	A1 *	1/2013	Trease	F02F 1/4285 123/193.5
2015/0027390	A1 *	1/2015	Garrison	F02M 26/41 123/41.69
2015/0345451	A1 *	12/2015	Garrison	F02B 75/22 123/294
2019/0390628	A1 *	12/2019	Wilson	F02B 61/02

OTHER PUBLICATIONS

Mehmedagic, I et al., Heat Sink Design and Optimization, Technical Report ARMET-TR-15036 'Unclassified', U.S. Armament Research, development and Engineering Center, Dec. 2015, 32 pages.

Bar-Cohen, A. et al., Design of Optimum Plate-Fin Natural Convective Heat Sinks, Transactions of the ASME, vol. 125, Jun. 2003, pp. 208-216.

Christou, A, Design for Optimum Cooling Efficiency, Jun. 2001, Downloaded from the Internet: http://x-jets.com/Design_for_optimum_cooling_efficiency.pdf, 7 pages.

Biermann, A. et al., The Design of Fins for Air-cooled Cylinders, National Advisory Committee for Aeronautics Report No. 726, Jun. 28, 1939, 24 pages.

Hamburgen, William R. Optimal Finned Heat Sinks, Digital Equipment Corporation, WRL Research Report 86/4, Nov. 5, 1986, 72 pages.

Ku, P. M., Factors Affecting Heat Transfer in the Internal-Combustion Engine, Technical Notes National Advisory Committee for Aeronautics, Dec. 1940, No. 787, Washington D.C..

Betz, A., Behavior of Vortex Systems, Technical Notes National Advisory Committee for Aeronautics, Jun. 1932, No. 713, Washing D.C..

Alcock, J.F., Aircooling—An Experiment in Evaluating the Cooling Effect of Air Streams on Air-Cooled Cylinders, Technical Memorandums, National Advisory Committ for Aeronautics, May 1927, No. 412, Washington D. C..

Baldwin, Lionel V., Slip-Flow Heat Transfer from Cylinders in Subsonic Airstreams, Technical Notes National Advisory Committe for Aeronautics, Sep. 1958, No. 4369, Washington D. C..

Harper D.R. et al., Mathematical Equations for Heat Conduction in the fins of Air-Cooled Engines, National Advisory Committee for Aeronautics, 1922, Report No. 158, Washington D.C..

* cited by examiner

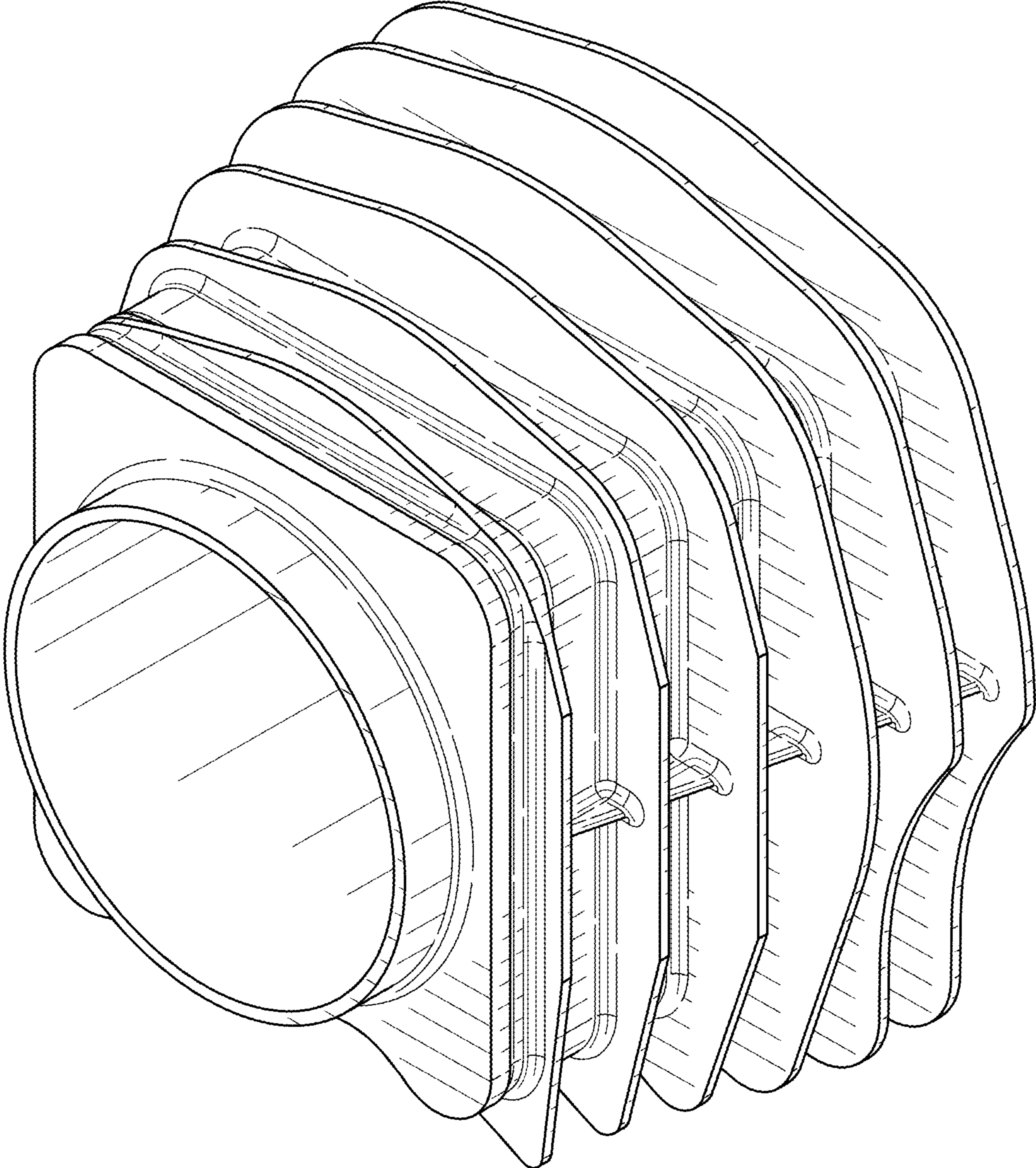


FIG. 1

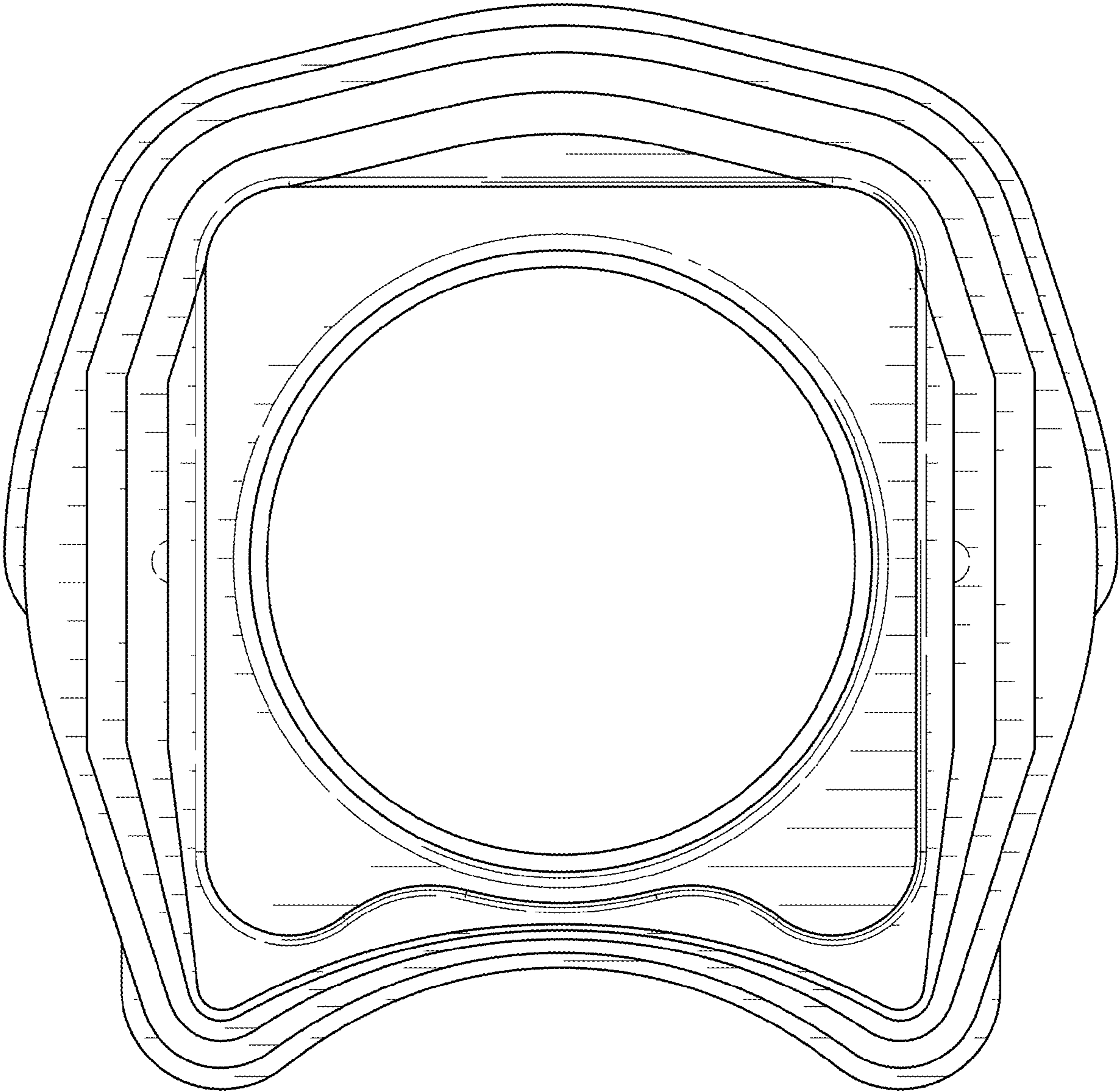


FIG. 2

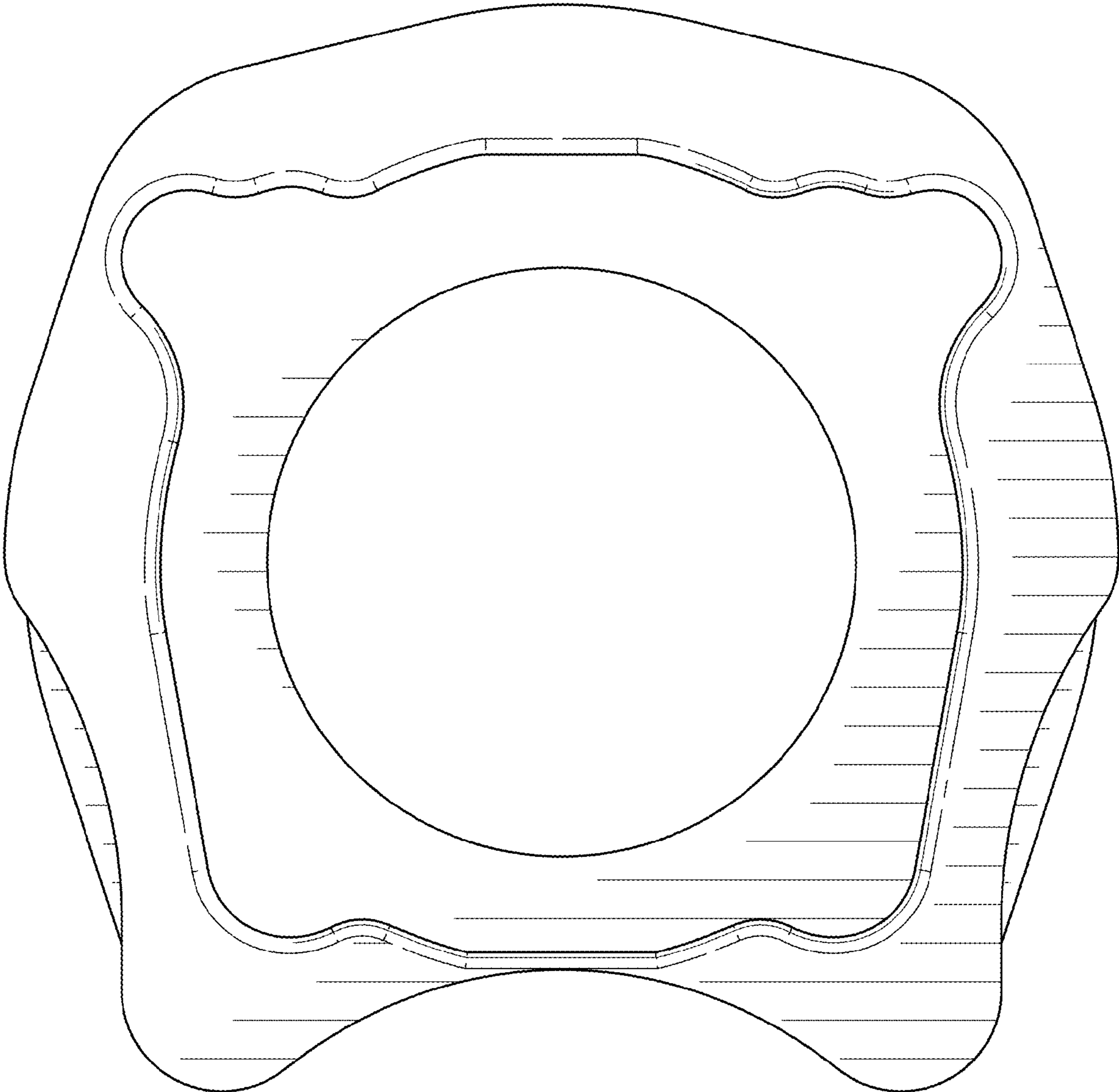


FIG. 3

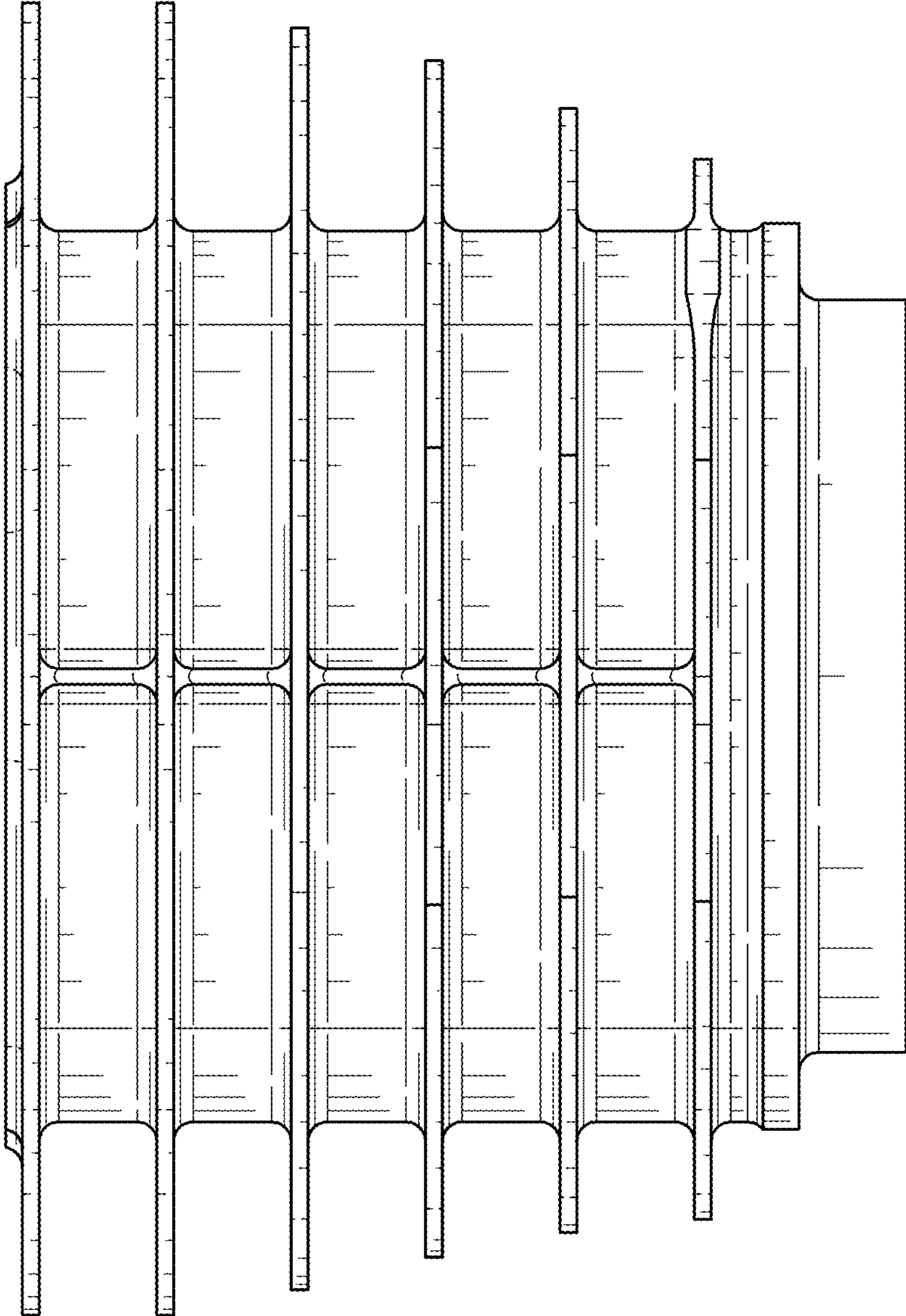


FIG. 4

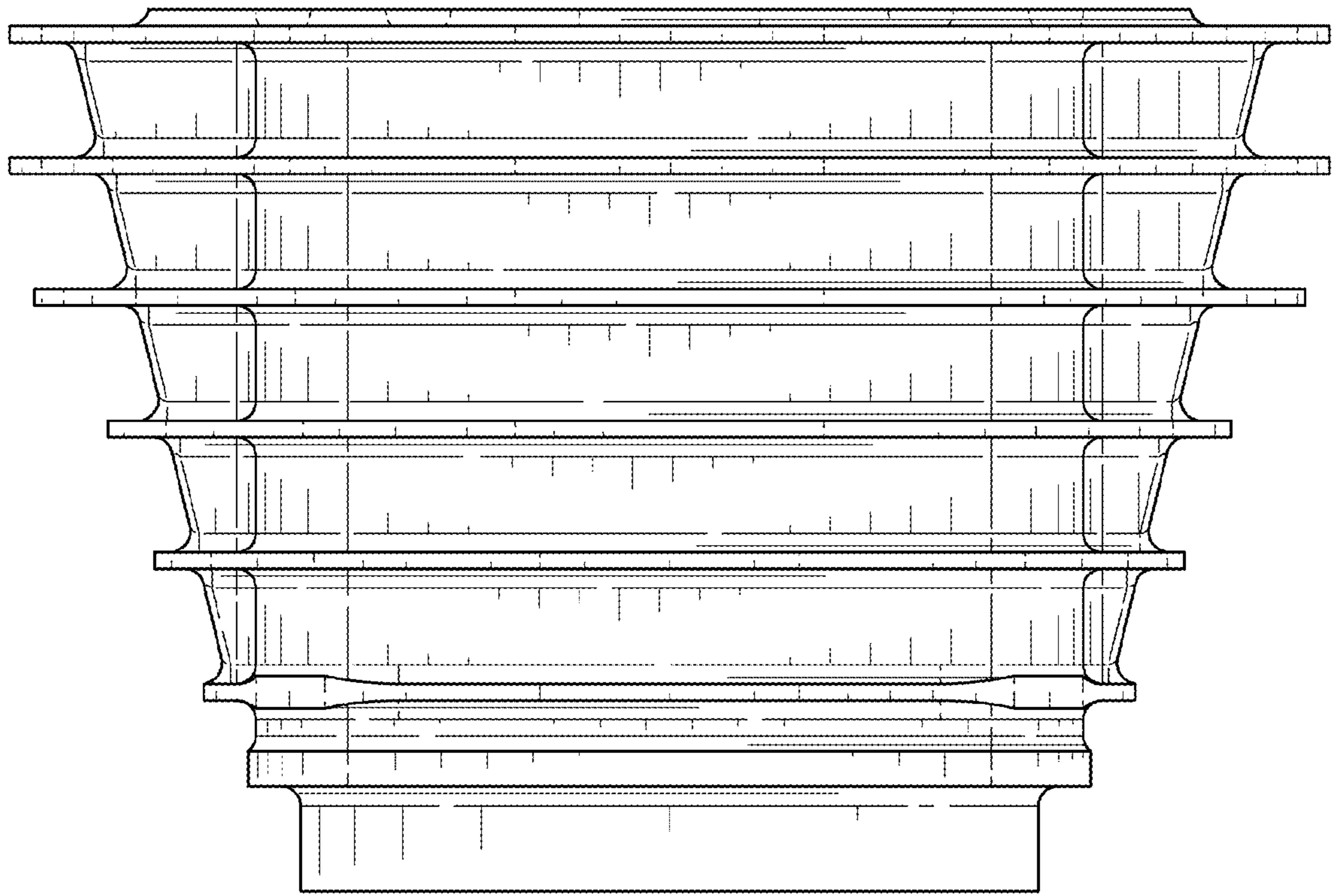


FIG. 5

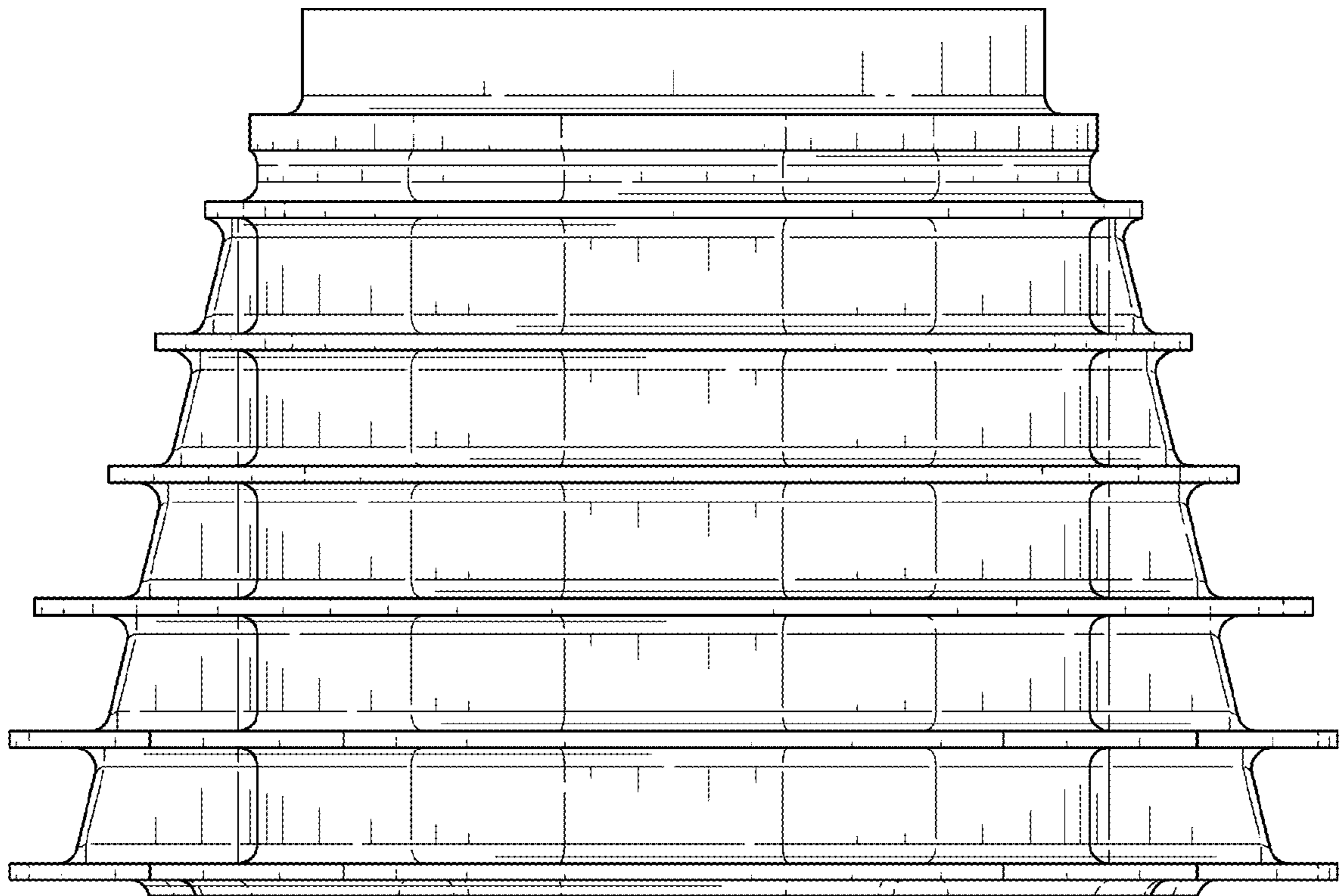


FIG. 6