

US00D896259S

(12) **United States Design Patent** (10) **Patent No.:** **US D896,259 S**
Doti et al. (45) **Date of Patent:** **** Sep. 15, 2020**

(54) **DISPLAY SCREEN OR PORTION THEREOF WITH GRAPHICAL USER INTERFACE**

FOREIGN PATENT DOCUMENTS

CN 304619600 * 5/2018

(71) Applicant: **Salesforce.com, Inc.**, San Francisco, CA (US)

OTHER PUBLICATIONS

(72) Inventors: **Adam McCormick Doti**, Petaluma, CA (US); **Cameron Reynolds-Flatt**, San Francisco, CA (US)

Aheichanka, Anton. "Mail Message Dropdown Menu." Dribbble, published Aug. 28, 2013 (Retrieved from the Internet Jul. 30, 2020). Internet URL: <https://dribbble.com/shots/1213687-Mail-Message-Dropdown-Menu-UI?list=following> (Year: 2013).*

(73) Assignee: **Salesforce.com, Inc.**, San Francisco, CA (US)

(Continued)

(**) Term: **15 Years**

Primary Examiner — Jack Reickel
Assistant Examiner — Rachel A Voorhies

(21) Appl. No.: **29/678,801**

(74) *Attorney, Agent, or Firm* — Kwan & Olynick LLP

(22) Filed: **Jan. 31, 2019**

(51) **LOC (12) Cl.** **14-04**

(57) **CLAIM**

(52) **U.S. Cl.**

USPC **D14/486**; D14/485

The ornamental design for a display screen or portion thereof with graphical user interface, as shown and described.

(58) **Field of Classification Search**

USPC D14/485–495

CPC H04M 1/72519–72561; G06F 15/0266;

G06Q 10/06; G06Q 10/109; G06Q 50/01;

H04L 51/32

DESCRIPTION

See application file for complete search history.

FIG. 1 is a front view of a display screen or portion thereof with graphical user interface showing a first embodiment of the claimed design;

(56) **References Cited**

U.S. PATENT DOCUMENTS

D450,059 S	*	11/2001	Itou	D14/489
D544,880 S	*	6/2007	Harvey	D14/493
D671,554 S	*	11/2012	Woo	D14/487
D703,687 S	*	4/2014	Nations	D14/486
D704,204 S	*	5/2014	Rydenhag	D14/486
D708,622 S	*	7/2014	Jonsson	D14/485
D736,238 S	*	8/2015	Kim	D14/486
D743,990 S	*	11/2015	Pal	D14/486
D745,033 S	*	12/2015	Pal	D14/486
D754,712 S		4/2016	Reynolds-Flatt et al.		
D755,216 S	*	5/2016	Lee	D14/486
D759,102 S	*	6/2016	Pal	D14/488
D764,527 S	*	8/2016	Choi	D14/488

FIG. 2 is a front view of the first embodiment shown in a different environment;

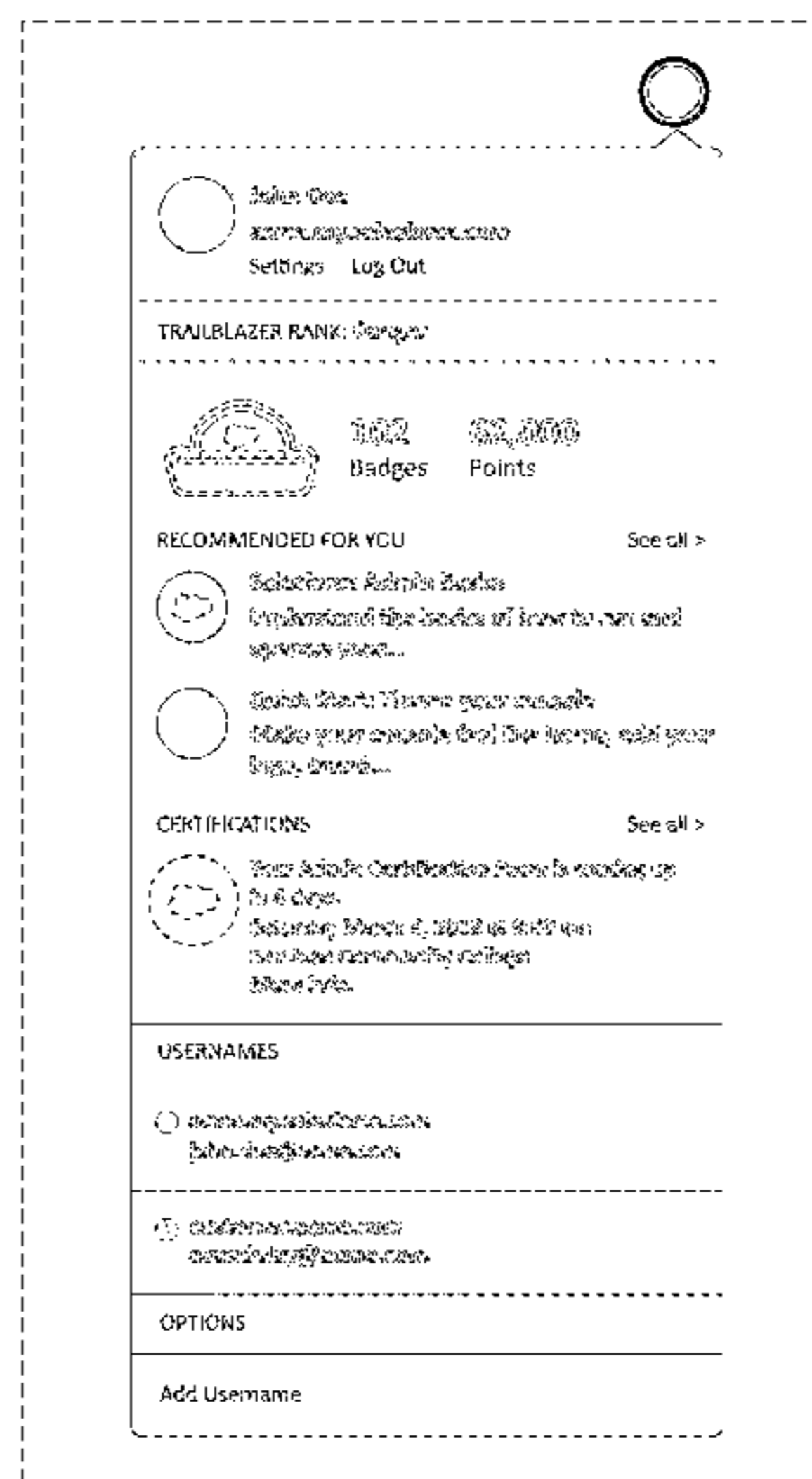
FIG. 3 is a front view of a display screen or portion thereof with graphical user interface showing a second embodiment thereof; and,

FIG. 4 is a front view of the second embodiment shown in a different environment.

The outermost dashed broken lines in FIGS. 1-4 show a display screen or portion thereof, and form no part of the claimed design. The other dashed broken lines in FIGS. 1-4 show text, graphics, and other elements that form no part of the claimed design,

(Continued)

1 Claim, 4 Drawing Sheets



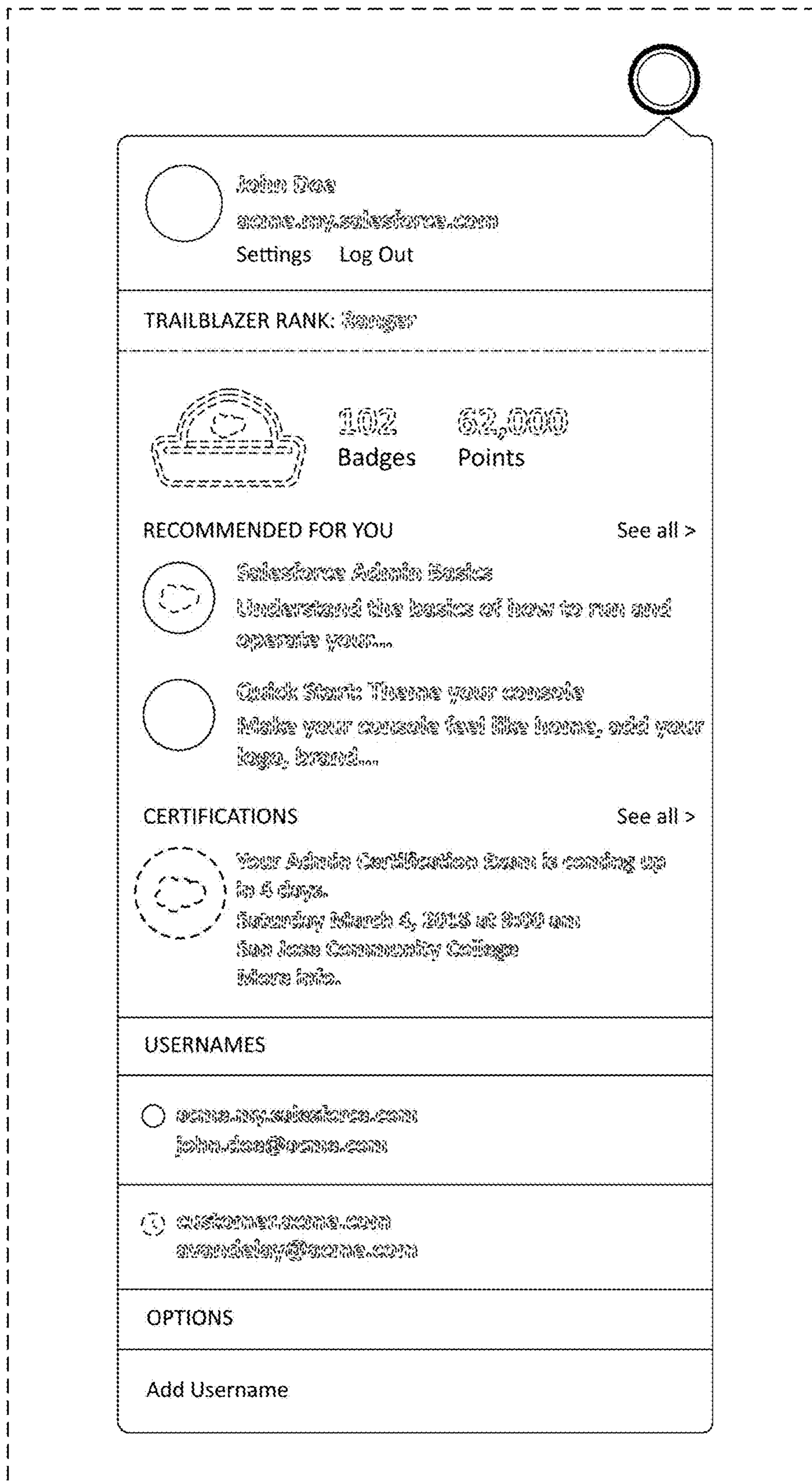


Figure 1

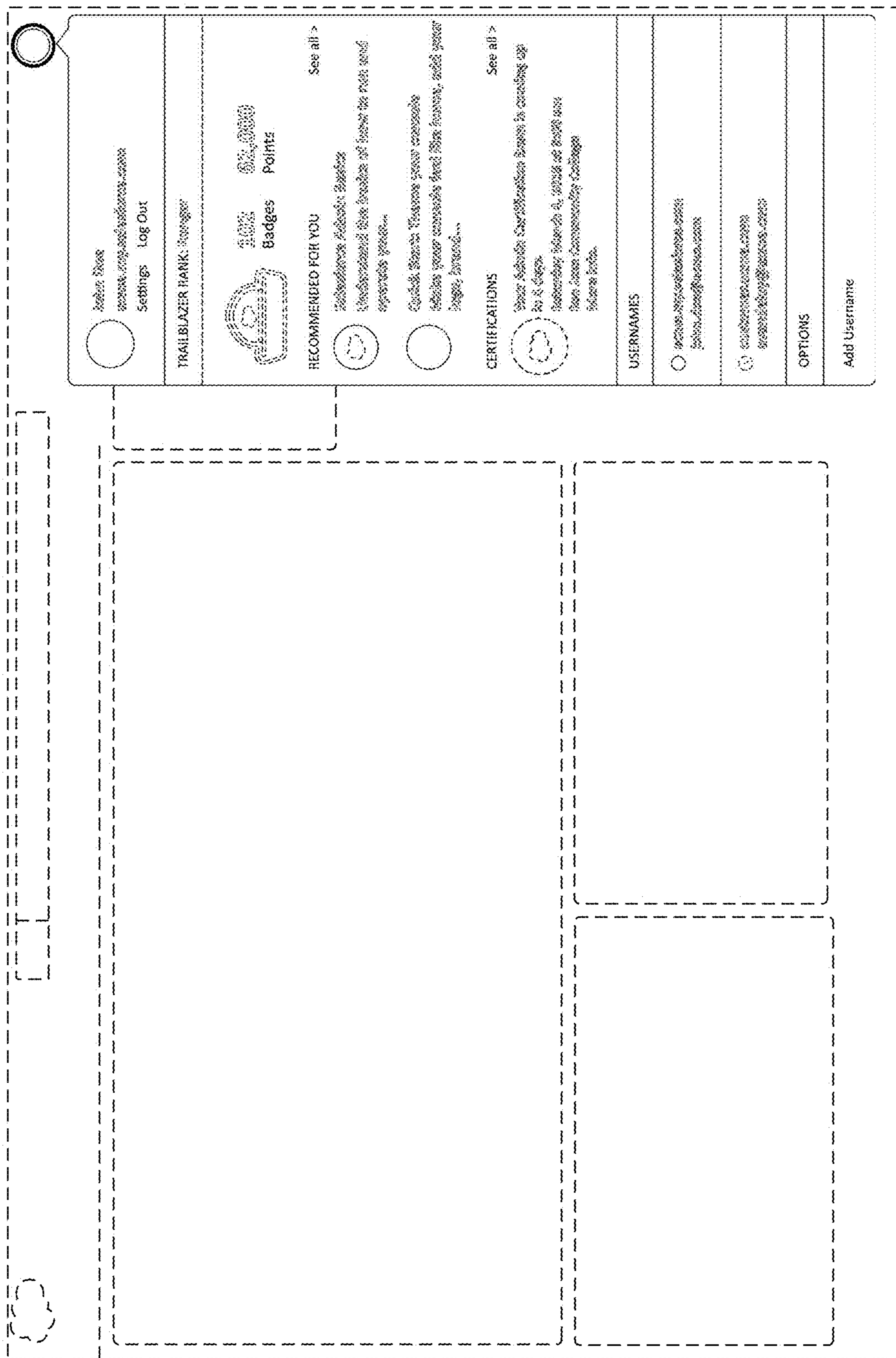


Figure 2

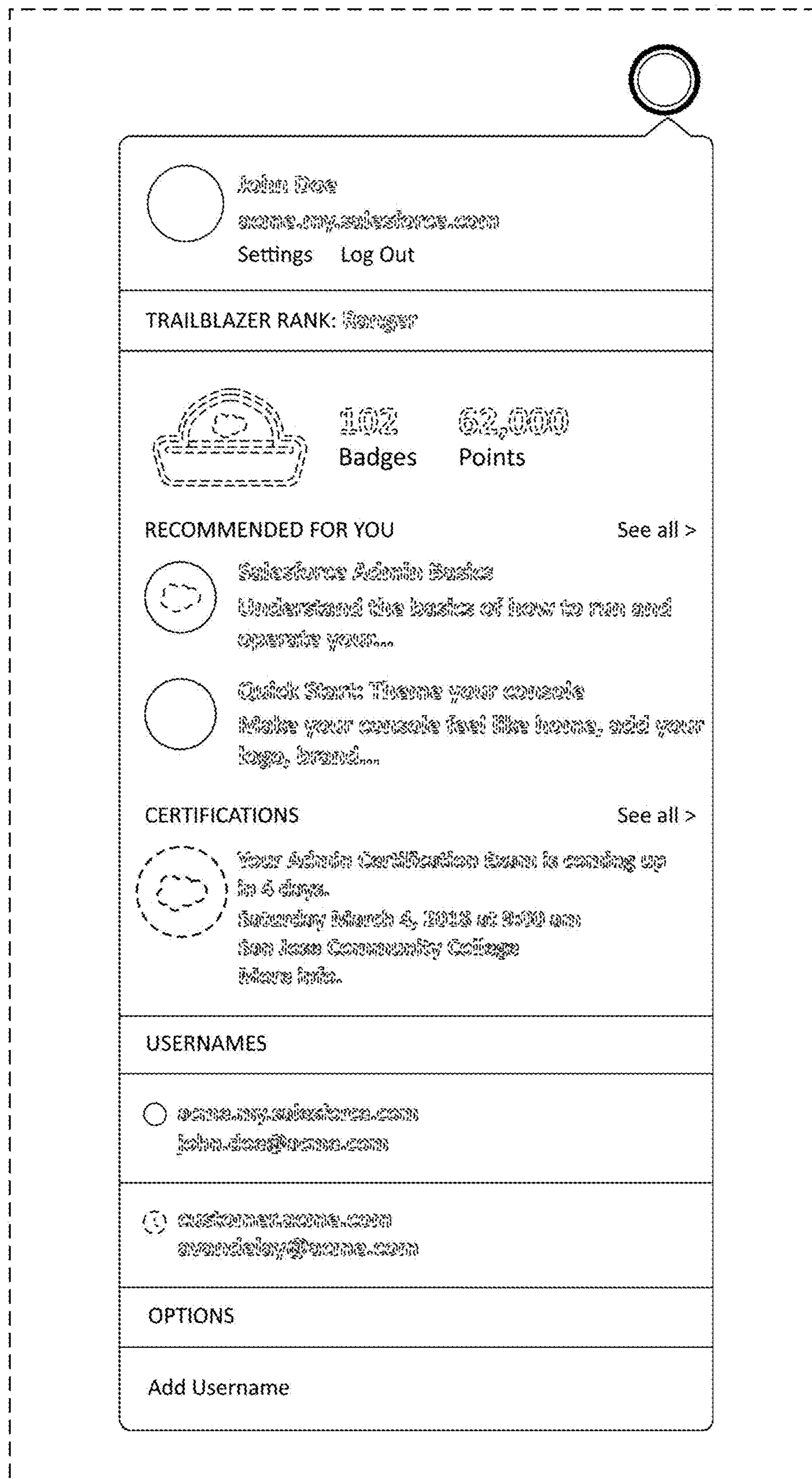


Figure 3

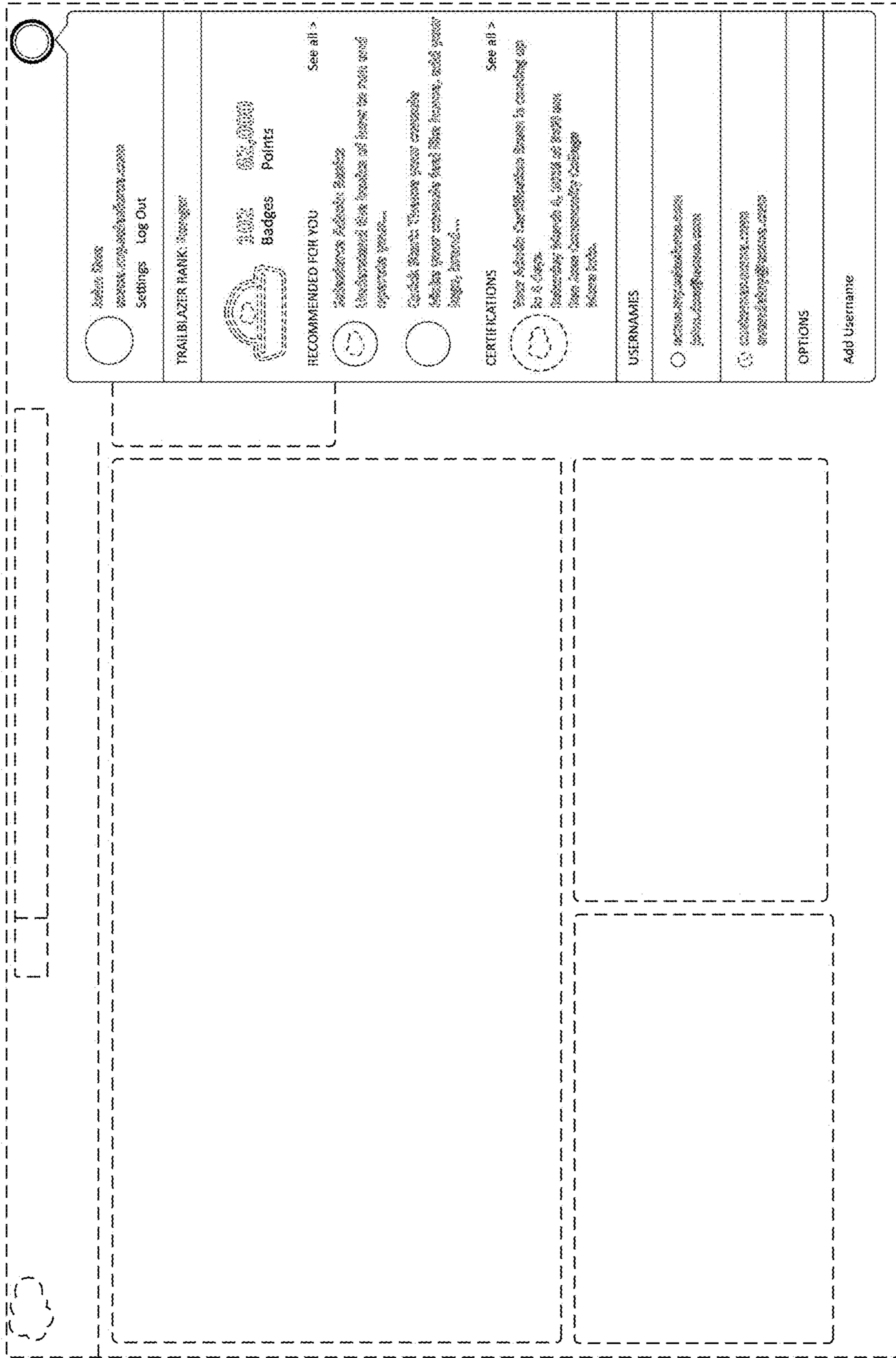


Figure 4