



US00D896251S

(12) **United States Design Patent**  
**Zhao**

(10) **Patent No.:** **US D896,251 S**

(45) **Date of Patent:** **\*\* Sep. 15, 2020**

(54) **DISPLAY SCREEN OR PORTION THEREOF WITH AN ANIMATED GRAPHICAL USER INTERFACE**

(71) Applicant: **Beijing Kuaimajiabian Technology Co., Ltd., Beijing (CN)**

(72) Inventor: **Zifeng Zhao, Beijing (CN)**

(73) Assignee: **Beijing Kuaimajiabian Technology Co., Ltd., Beijing (CN)**

(\*\*) Term: **15 Years**

(21) Appl. No.: **29/666,809**

(22) Filed: **Oct. 16, 2018**

(30) **Foreign Application Priority Data**

Apr. 16, 2018 (CN) ..... 2018 3 0154982

(51) **LOC (12) Cl.** ..... **14-04**

(52) **U.S. Cl.**  
USPC ..... **D14/486; D14/488**

(58) **Field of Classification Search**  
USPC ..... D14/485-495  
CPC ..... H04N 21/2743; H04N 21/2187; H04N 21/4126; G06Q 50/01; G06T 2207/10016; H04L 65/4084; H04L 51/32; H04L 65/4076

See application file for complete search history.

(56) **References Cited**

**U.S. PATENT DOCUMENTS**

D719,186 S \* 12/2014 Kim ..... D14/488  
D739,864 S \* 9/2015 Kang ..... D14/486  
D747,738 S \* 1/2016 Park ..... D14/492  
D751,582 S \* 3/2016 Herrera ..... D14/485  
D752,077 S \* 3/2016 Guesnon, Jr. .... D14/486  
D759,098 S \* 6/2016 Pal ..... D14/486  
D775,184 S \* 12/2016 Song ..... D14/488  
9,583,142 B1 \* 2/2017 Zhu ..... H04N 21/4756

D787,543 S \* 5/2017 Qiu ..... D14/486  
D790,587 S \* 6/2017 Sun ..... D14/488  
D791,167 S \* 7/2017 Fleischmann ..... D14/488  
D791,810 S \* 7/2017 Hatzikostas ..... D14/486  
D792,445 S \* 7/2017 Sun ..... D14/488  
D795,287 S \* 8/2017 Sun ..... D14/488  
D799,498 S 10/2017 Graham et al.  
D805,094 S \* 12/2017 Yang ..... D14/486  
D805,544 S \* 12/2017 Ganapathiraju ..... D14/486

(Continued)

**FOREIGN PATENT DOCUMENTS**

JP D1465952 S 4/2013  
JP D1573638 S 4/2017  
KR 30-0921077 8/2017

*Primary Examiner* — Darlington Ly

*Assistant Examiner* — Katherine A Holbrow

(74) *Attorney, Agent, or Firm* — BakerHostetler

(57) **CLAIM**

I claim the ornamental design for a display screen or portion thereof with an animated graphical user interface, as shown and described.

**DESCRIPTION**

FIG. 1 is a front view of a first image in a sequence for a display screen or portion thereof with an animated graphical user interface showing our new design;

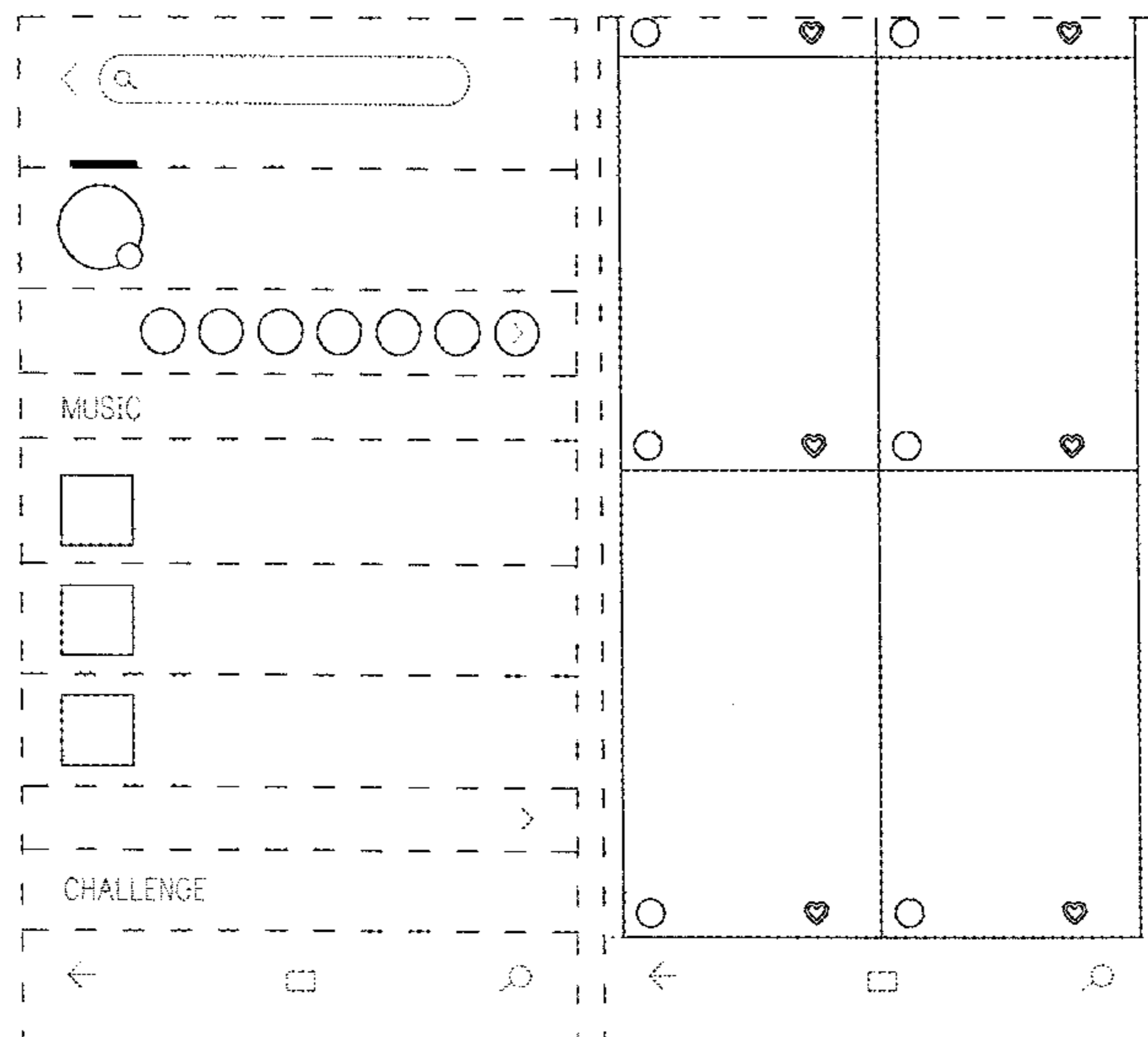
FIG. 2 is a front view of a second image thereof; and,

FIG. 3 is a front view of a third image thereof.

The outermost broken line rectangle shows the display screen or portion thereof and forms no part of the claimed design. All other broken lines show portions of the animated graphical user interface and form no part of the claimed design.

The appearance of the transitional image sequentially transitions between the images shown in FIGS. 1-3. The process or period in which one image transitions to another forms no part of the claimed design.

**1 Claim, 2 Drawing Sheets**



(56)

**References Cited**

U.S. PATENT DOCUMENTS

D837,810 S *	1/2019	Chen .....	D14/485
D851,112 S *	6/2019	Papolu .....	D14/486
D875,133 S *	2/2020	Wang .....	D14/488
D882,618 S *	4/2020	Zhao .....	D14/486
2016/0026384 A1 *	1/2016	Hwang .....	G06F 3/04886 715/773

\* cited by examiner

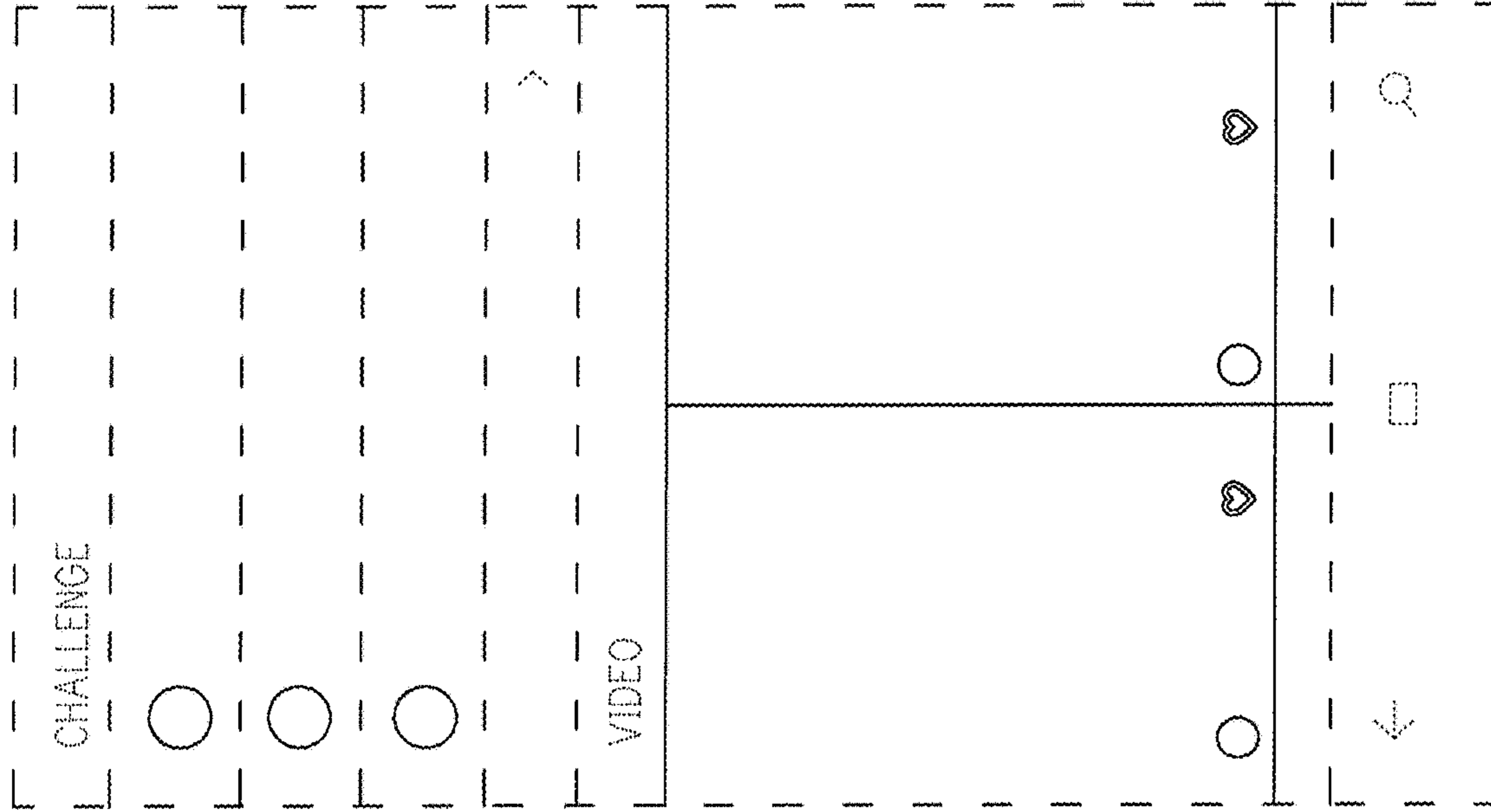


FIG. 1

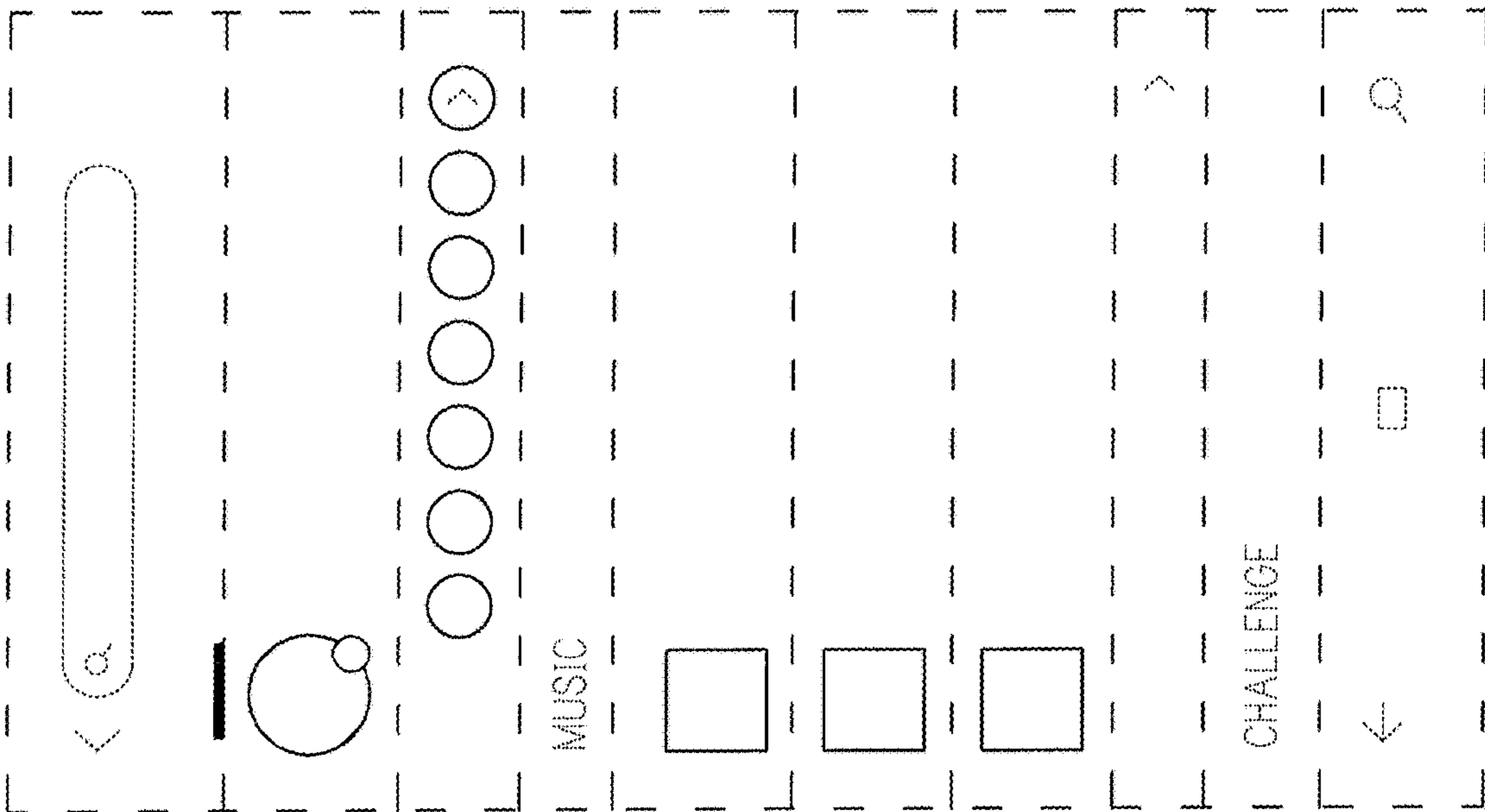


FIG. 2

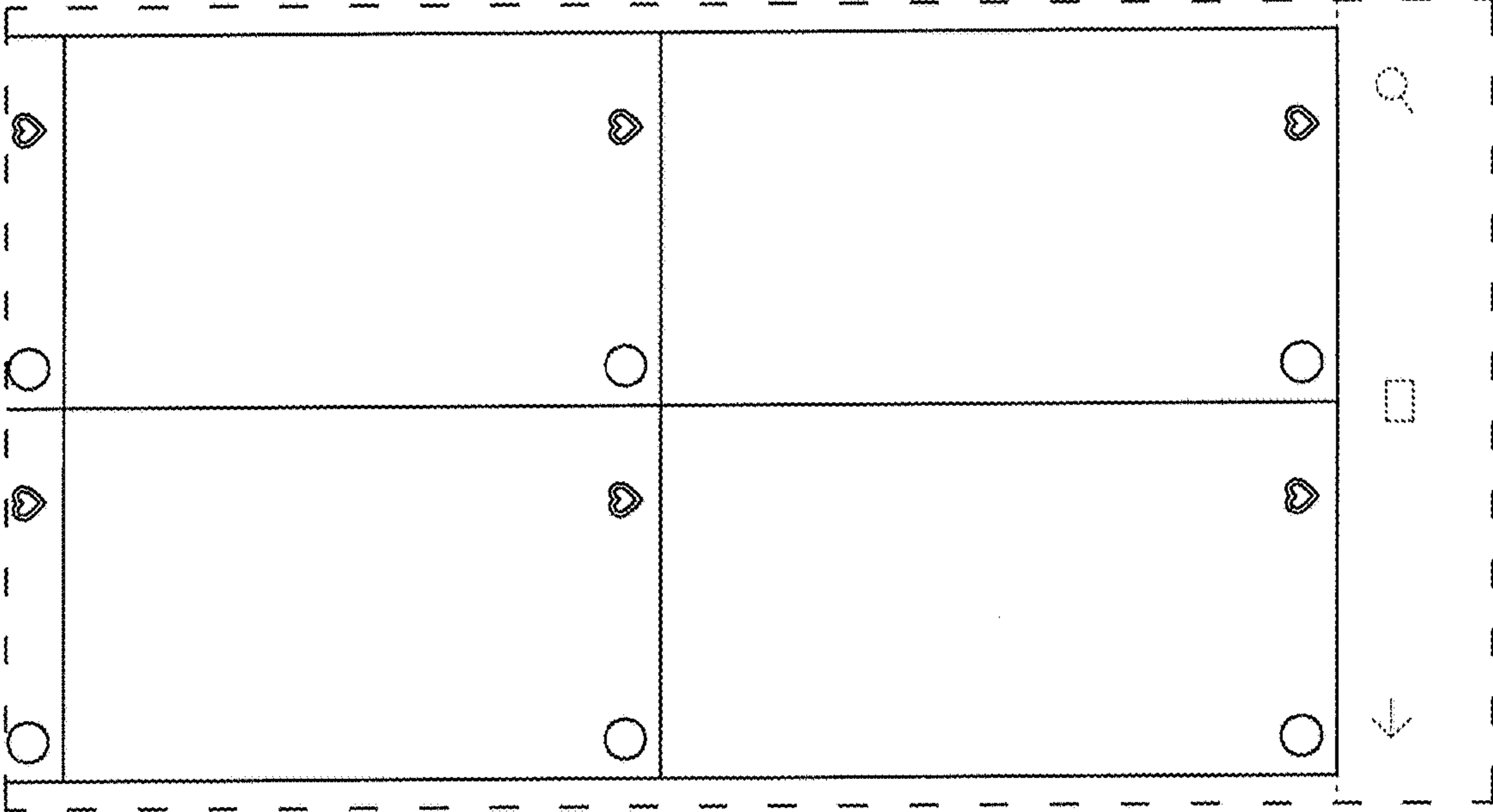


FIG. 3