

US00D896250S

(12) **United States Design Patent**  
**Washington et al.**

(10) **Patent No.:** **US D896,250 S**  
(45) **Date of Patent:** **\*\* Sep. 15, 2020**

(54) **DISPLAY SCREEN WITH GRAPHICAL USER INTERFACE**

(71) Applicant: **SYNERGY BLUE, LLC**, Palm Desert, CA (US)

(72) Inventors: **Georg Washington**, Rancho Mirage, CA (US); **Joe Serra**, Bermuda Dunes, CA (US); **Tom Stankevich**, Stevensville, MI (US)

(73) Assignee: **SYNERGY BLUE LLC**, Las Vegas, NV (US)

(\*\*) Term: **15 Years**

(21) Appl. No.: **29/664,838**

(22) Filed: **Sep. 28, 2018**

(51) **LOC (12) Cl.** ..... **14-04**

(52) **U.S. Cl.**  
USPC ..... **D14/486**

(58) **Field of Classification Search**  
USPC ..... D14/485-95  
CPC .. G06F 3/0481; G06F 3/0482; G06F 3/04812;  
G06F 3/04817; G06F 3/0484; G06F  
3/0485; G06F 3/048; G06F 3/0487; G06F  
3/0488; G06F 3/04883; G06F 3/04886;  
G06F 3/0489; G06F 3/0486

See application file for complete search history.

(56) **References Cited**

**U.S. PATENT DOCUMENTS**

5,847,704 A \* 12/1998 Hartman ..... B60R 16/0231  
715/764  
D506,472 S \* 6/2005 Tyner, Jr. .... D14/486

8,515,878 B2 \* 8/2013 Radloff ..... G01D 4/002  
705/412  
9,177,427 B1 \* 11/2015 Briggs ..... G07C 5/08  
D781,885 S \* 3/2017 Bhat ..... D14/486  
9,619,114 B2 \* 4/2017 Rutledge ..... G06F 3/0484  
D812,073 S \* 3/2018 Lehmann ..... D14/485  
D828,844 S \* 9/2018 Nobuta ..... D14/485  
D852,824 S \* 7/2019 Selwa ..... D14/485  
D852,825 S \* 7/2019 Selwa ..... D14/485  
D852,831 S \* 7/2019 Noto ..... D14/486  
D854,032 S \* 7/2019 Jones ..... D14/486  
D860,248 S \* 9/2019 Brooks ..... D14/488  
D866,577 S \* 11/2019 Eisert ..... D14/486  
10,592,401 B2 \* 3/2020 Kobayashi ..... G06F 11/3688  
2010/0259375 A1 \* 10/2010 Ferren ..... B60K 35/00  
340/462

\* cited by examiner

*Primary Examiner* — Melanie H Tung

(74) *Attorney, Agent, or Firm* — Young Law Firm, P.C.

(57) **CLAIM**


The ornamental design for a display screen with graphical user interface, as shown and described.

**DESCRIPTION**

FIG. 1 is a front view of a first embodiment of a display screen with graphical user interface showing our new design; and,

FIG. 2 is a front view of a second embodiment thereof. The broken lines show portions of the graphical user interface and form no part of the claimed design.

**1 Claim, 2 Drawing Sheets**



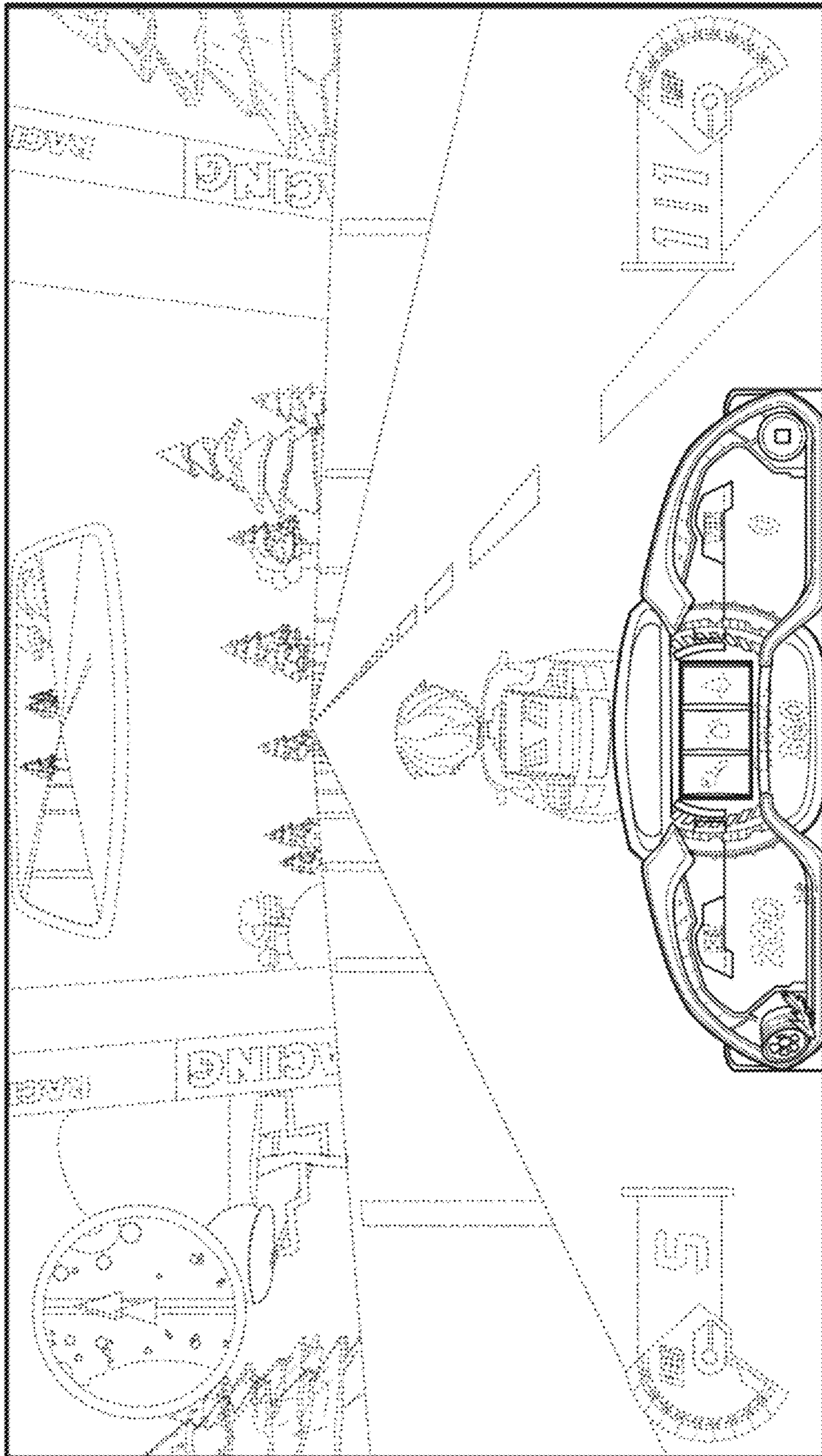


FIG. 1

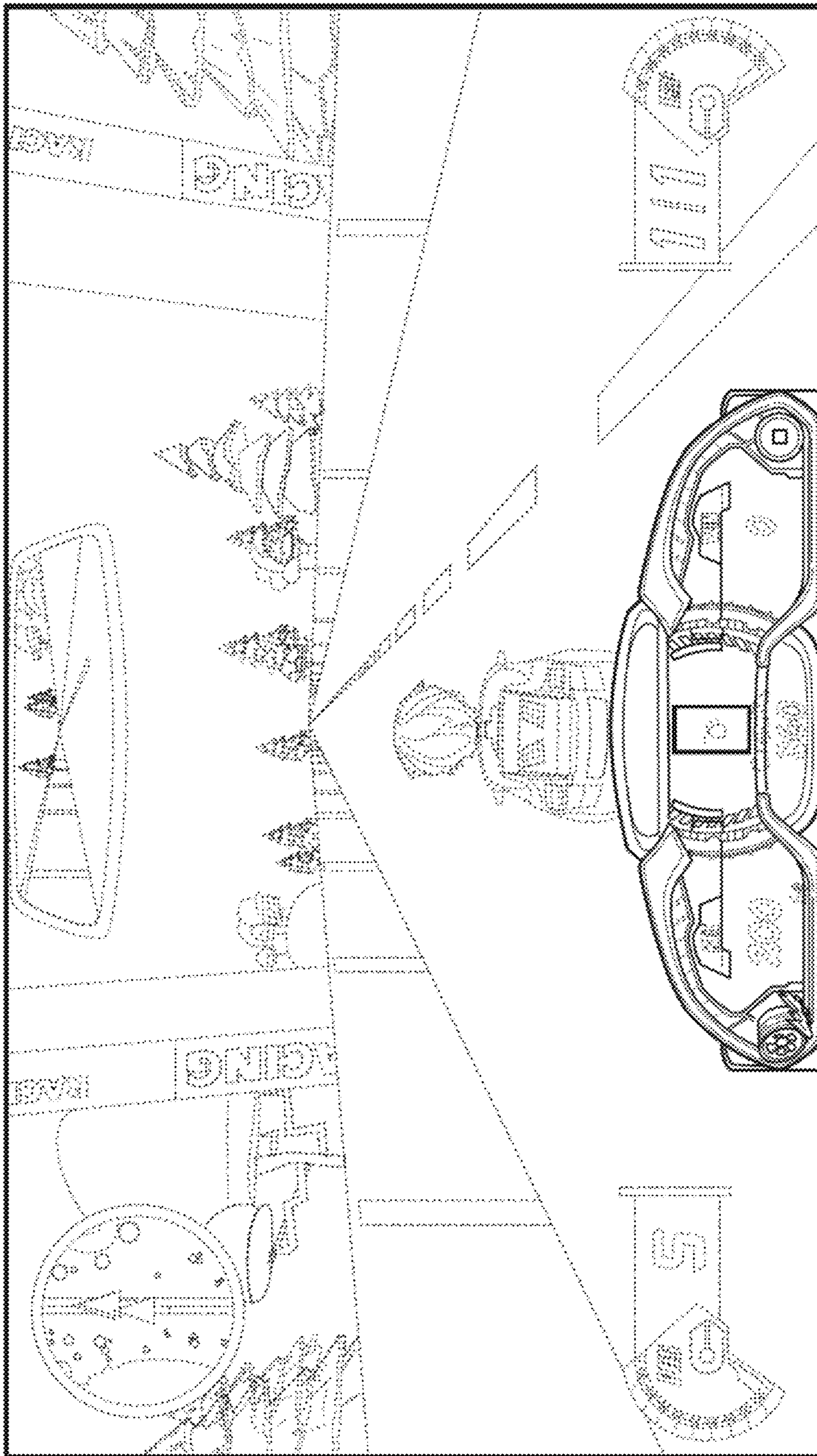


FIG. 2