



US00D896229S

(12) **United States Design Patent** (10) **Patent No.:** **US D896,229 S**
Jun (45) **Date of Patent:** **** Sep. 15, 2020**

(54) **SSD STORAGE DEVICE**

19/07724; G06K 19/07726; G06K
19/07728; G06F 21/86; G06F 21/87;
G06F 21/88; G06F 21/77-80;
(Continued)

(71) Applicant: **SAMSUNG ELECTRONICS CO., LTD.**, Suwon-si (KR)

(72) Inventor: **Gye-jin Jun**, Seongnam-si (KR)

(56) **References Cited**

(73) Assignee: **SAMSUNG ELECTRONICS CO., LTD.**, Suwon-si (KR)

U.S. PATENT DOCUMENTS

(**) Term: **15 Years**

7,738,252 B2 * 6/2010 Schuette G06F 1/206
165/185
D657,756 S * 4/2012 Mueller D13/179
(Continued)

(21) Appl. No.: **29/692,883**

(22) Filed: **May 29, 2019**

FOREIGN PATENT DOCUMENTS

(30) **Foreign Application Priority Data**

KR 30-0447293 S 4/2007
KR 30-0645532 S 6/2012
TW D133725 S1 3/2010

Nov. 30, 2018 (KR) 30-2018-0056410

(51) **LOC (12) Cl.** **14-02**

(52) **U.S. Cl.**
USPC **D14/435**

(58) **Field of Classification Search**
USPC D14/110, 114, 125, 240, 242, 299-302,
D14/314, 348-370, 435-438, 496,
D14/478-480; D13/103, 119, 162, 184,
D13/199; D18/1, 7, 9, 11; D3/273, 269,
D3/201, 203.2, 207, 208, 212, 274, 247,
D3/249; 361/679.33-679.45, 737, 752,
361/736, 728, 796, 797, 729, 730,
361/725-727; 340/710; 345/163, 173;
428/137-138, 140, 304.4, 457; 360/69,
360/97.02; D9/432; 235/441, 443, 487,
235/492, 493, 495; 257/678, 679, 693,
257/E23.064; 439/946, 948, 159;
438/121; 710/300-303; 174/250, 260,
174/52.1, 52.2; 206/38, 39.4, 39.5
CPC G06K 19/06196; G06K 19/072; G06K
19/0721; G06K 19/0722; G06K 19/0723;
G06K 19/0724; G06K 19/0725; G06K
19/0726; G06K 19/0727; G06K 19/0728;
G06K 19/073; G06K 19/07309; G06K
19/077; G06K 19/07701; G06K
19/07715; G06K 19/0772; G06K

OTHER PUBLICATIONS

Communication dated Sep. 9, 2019, issued by the Taiwan Patent Office in counterpart Taiwan Application No. 108303223.

Primary Examiner — Susan Moon Lee
(74) *Attorney, Agent, or Firm* — Sughrue Mion, PLLC

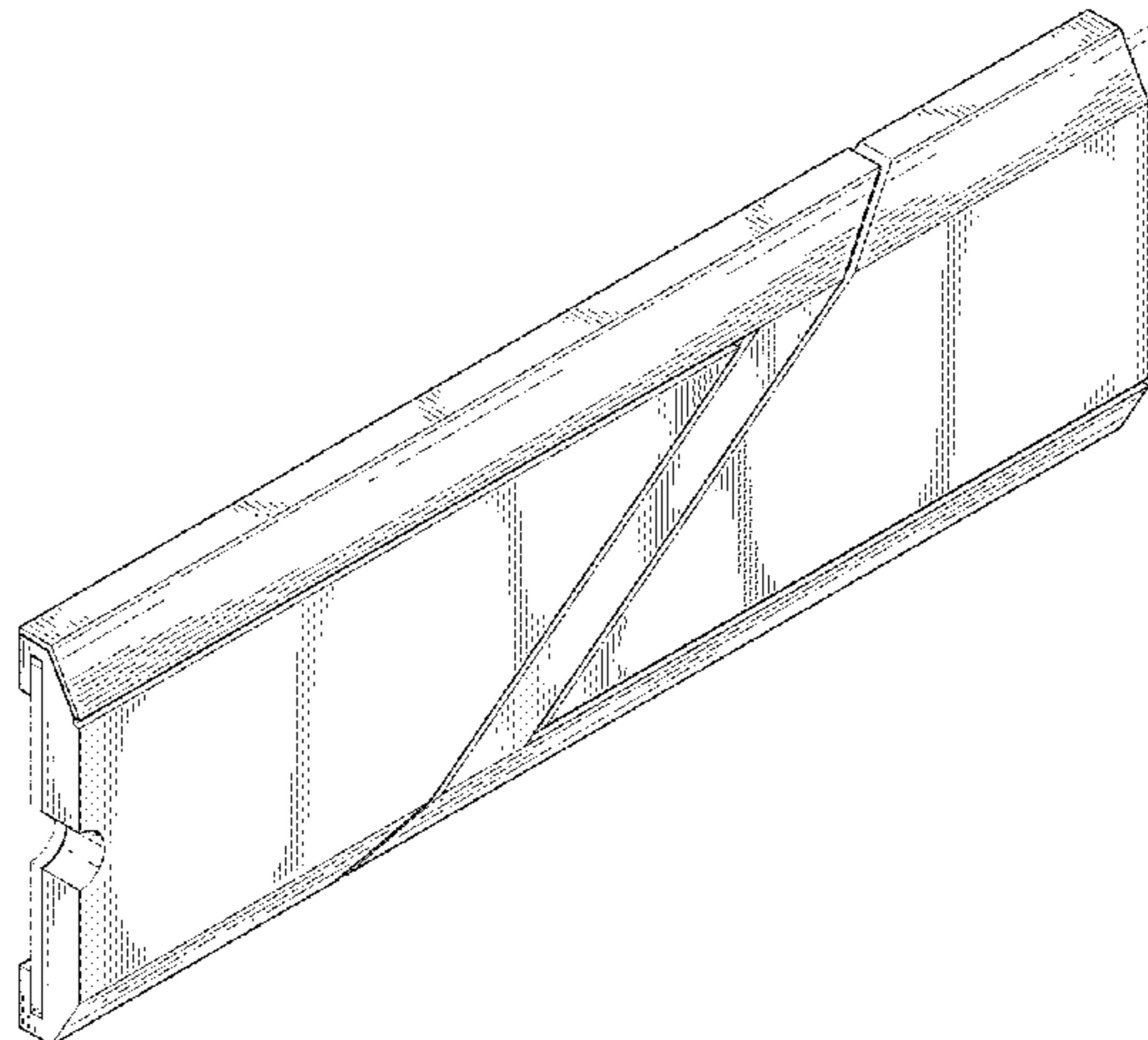
(57) **CLAIM**

The ornamental design for an SSD storage device, as shown and described.

DESCRIPTION

FIG. 1 is a perspective view of an SSD storage device showing our new design.
FIG. 2 is a front elevation view thereof.
FIG. 3 is a rear elevation view thereof.
FIG. 4 is a left side elevation view thereof.
FIG. 5 is a right side elevation view thereof.
FIG. 6 is a top plan view thereof; and,
FIG. 7 is a bottom plan view thereof.

(Continued)



The broken lines are for environmental purposes only and form no part of the claimed design.

1 Claim, 4 Drawing Sheets

2201/09745; H05K 2201/09754; H05K 2201/09763; H05K 2201/09772; H05K 2201/098; H05K 2201/09818; H05K 2201/10; H05K 2201/10007; H04N 2201/216

See application file for complete search history.

(58) Field of Classification Search

CPC G06F 21/85-88; G06F 21/00; G06Q 20/3229; G06Q 20/34; G06Q 20/341; G06Q 20/346; G06Q 20/349; G06Q 20/3563; G06Q 20/3567; G06Q 20/357; G06Q 20/3576; H05K 5/026; H05K 5/0256; H05K 5/0265; H05K 5/0269; H05K 5/0273; H05K 5/0278; H05K 5/0282; H05K 5/0286; H05K 5/0291; H05K 5/0295; H05K 5/03; H05K 5/04; H05K 5/06; H05K 5/061; H05K 5/062; H05K 5/063; H05K 5/064; H05K 5/065; H05K 5/066; H05K 5/067; H05K 5/068; H05K 5/069; H05K 7/00; H05K 7/005; H05K 7/02; H05K 7/023; H05K 7/026; H05K 7/04; H05K 7/10; H05K 7/1418; H05K 7/142; H05K 7/1424; H05K 7/1427-1439; H05K 7/1461; H05K 7/1464-1474; H05K 7/1479; H05K 7/1481; H05K 7/1485-1488; H05K

(56)

References Cited

U.S. PATENT DOCUMENTS

D689,829 S * 9/2013 Chen D13/179
D698,792 S * 2/2014 Lin D14/435
D702,689 S * 4/2014 Lin D14/435
D702,690 S * 4/2014 Lin D14/435
D714,789 S * 10/2014 Chen D14/432
D735,201 S * 7/2015 Lin D14/435
D793,400 S * 8/2017 Lin D13/179
D842,304 S * 3/2019 Depay D14/435
D862,402 S * 10/2019 Lin D13/179
2006/0056154 A1 * 3/2006 Foster, Sr. G06F 1/20
361/700
2006/0268523 A1 * 11/2006 Lin H01L 23/4006
361/710
2008/0101036 A1 * 5/2008 Chen H01L 23/4093
361/720
2014/0367077 A1 * 12/2014 Wu H01L 23/36
165/185

* cited by examiner

FIG. 1

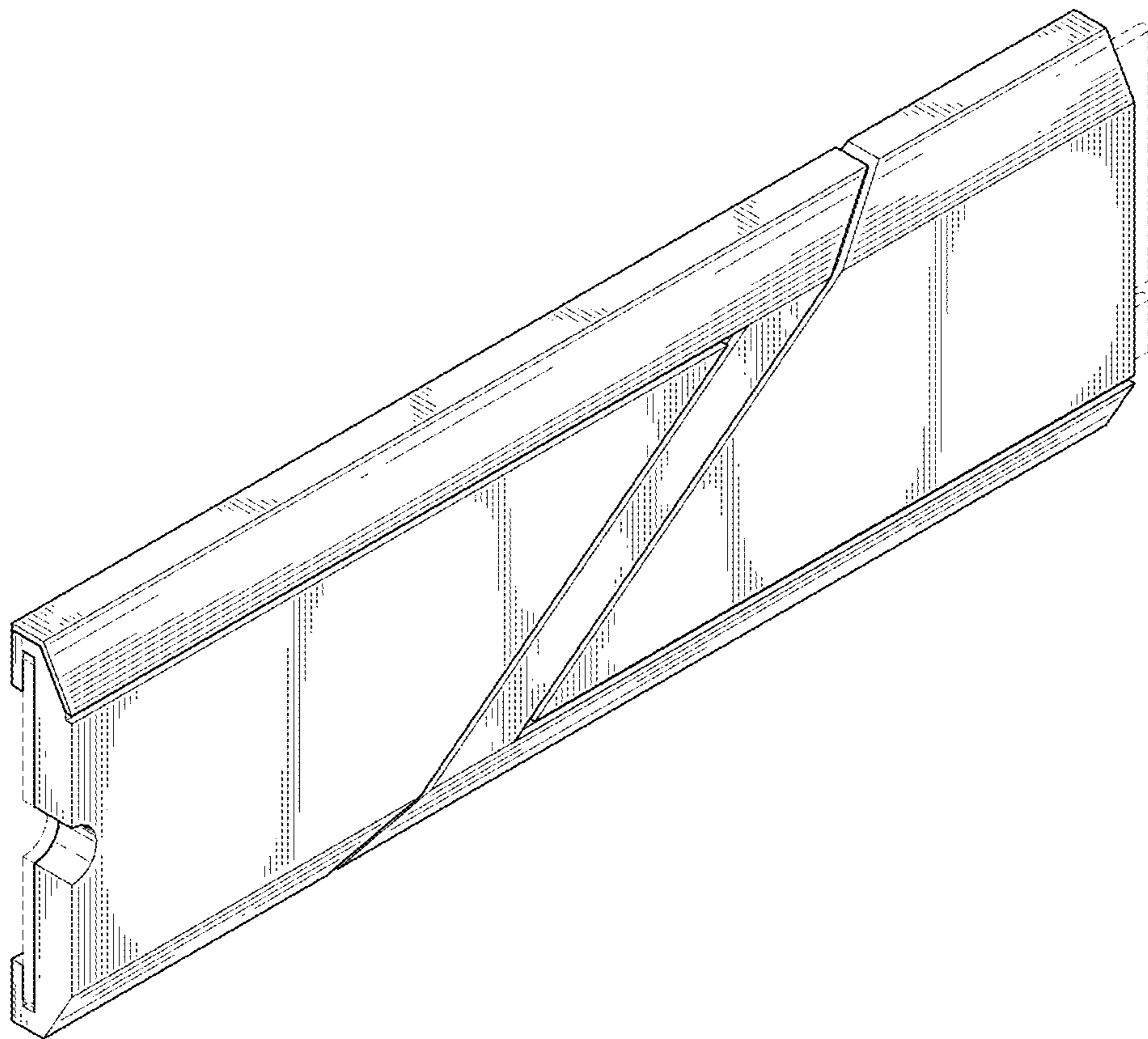


FIG. 2

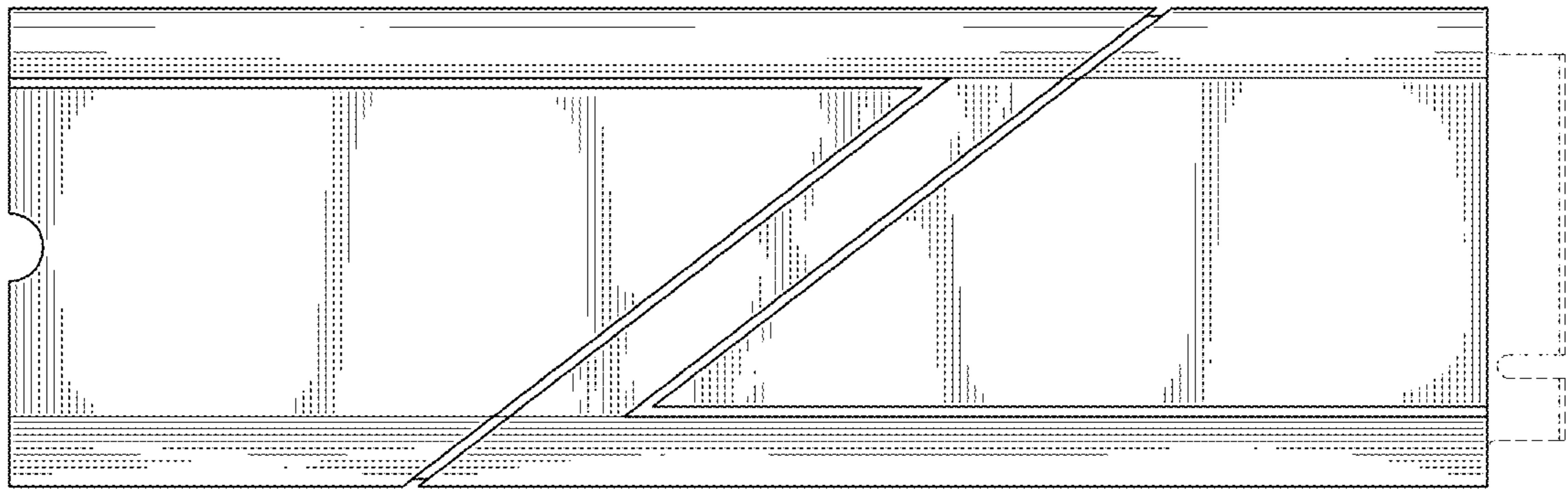


FIG. 3

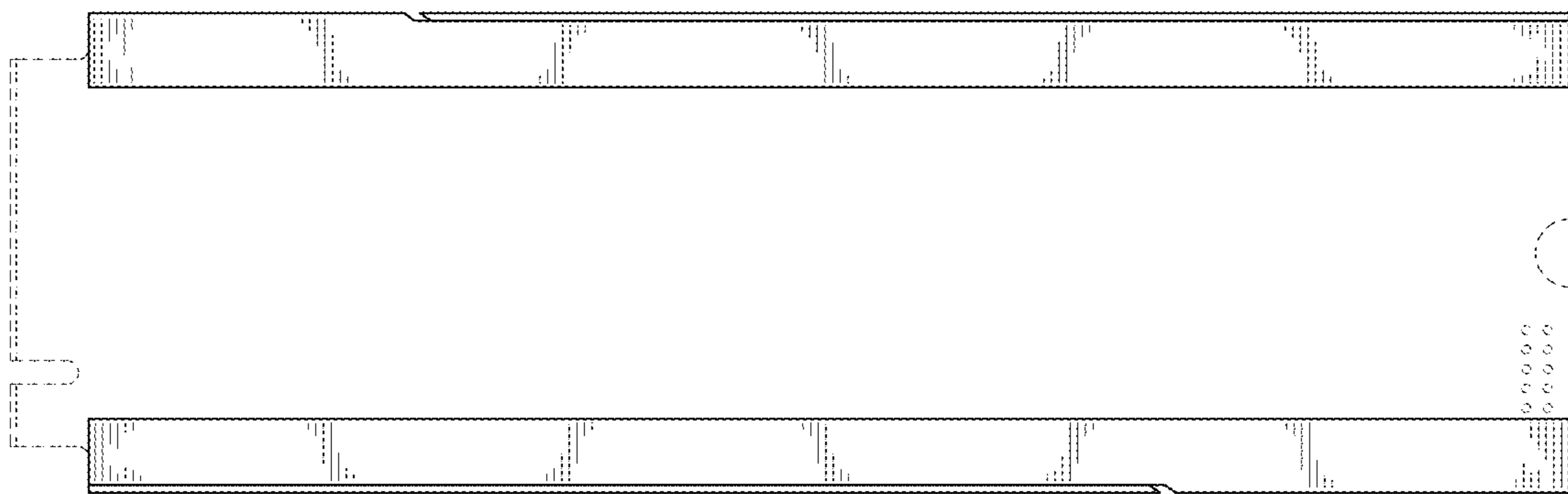


FIG. 4

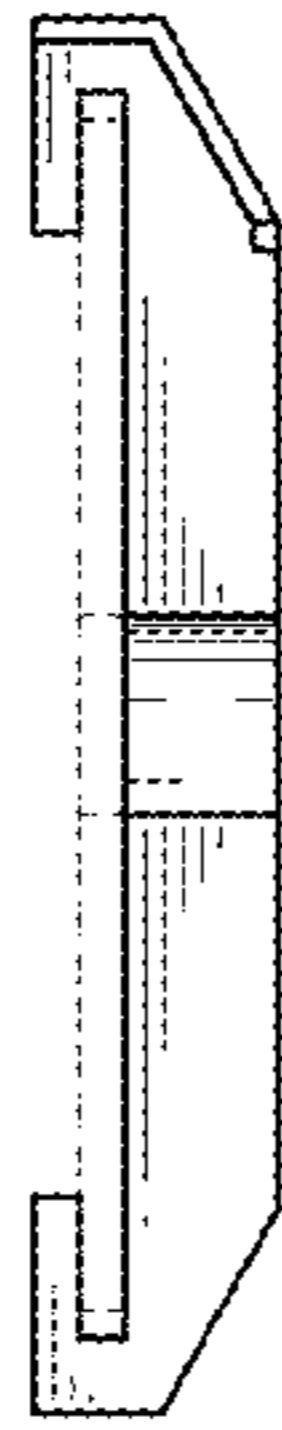


FIG. 5



FIG. 6

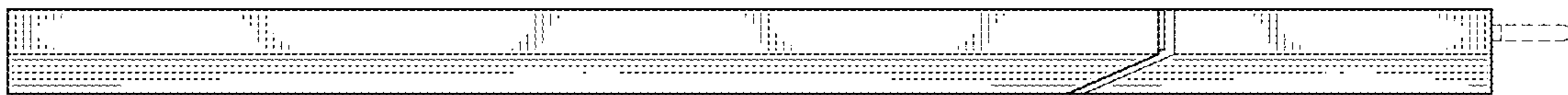


FIG. 7

