



US00D896222S

(12) **United States Design Patent** (10) **Patent No.:** **US D896,222 S**  
**Amijo et al.** (45) **Date of Patent:** **\*\* Sep. 15, 2020**

(54) **FRONT COVER OF A DISPLAY DEVICE**

(71) Applicant: **HTC Corporation**, Taoyuan (TW)

(72) Inventors: **Natalia Amijo**, Taoyuan (TW);  
**Motokimi Yono**, Taoyuan (TW); **Stuart Kyle**, Taoyuan (TW)

(73) Assignee: **HTC CORPORATION**, Taoyuan (TW)

(\*\*) Term: **15 Years**

(21) Appl. No.: **29/674,583**

(22) Filed: **Dec. 21, 2018**

(51) **LOC (12) Cl.** ..... **14-02**

(52) **U.S. Cl.**  
USPC ..... **D14/372**

(58) **Field of Classification Search**  
USPC ..... D14/372, 496, 432, 371, 125, 126, 129,  
D14/299; D16/300-342; 351/158, 153,  
351/144; 345/7-9, 905; 455/344;  
348/115, 53, 121, 739  
CPC ..... G02B 27/017; G02B 27/0158; G02B  
27/0161; G02B 27/0181; G02B 27/0185;  
G02B 27/0189  
See application file for complete search history.

(56) **References Cited**

**U.S. PATENT DOCUMENTS**

D801,970 S	11/2017	Sullivan et al.	
D834,018 S *	11/2018	Wei .....	D14/372
D836,103 S *	12/2018	Robertson .....	D14/372
D839,871 S *	2/2019	Wei .....	D14/372
D840,397 S *	2/2019	Li .....	D14/372
D843,374 S *	3/2019	Nieto .....	D14/372
D859,408 S *	9/2019	Natsume .....	D14/372
D862,467 S *	10/2019	Chen .....	D14/372

D865,762 S *	11/2019	Lau .....	D14/372
D873,824 S *	1/2020	Chen .....	D14/372
D873,825 S *	1/2020	Lionel .....	D14/372
D874,459 S *	2/2020	Limaye .....	D14/372
D875,093 S *	2/2020	Park .....	D14/372
D875,094 S *	2/2020	Miller .....	D14/372

**FOREIGN PATENT DOCUMENTS**

CN	304301738 S	9/2017
JP	D1617521 S	11/2018
TW	D185058 S	8/2017

\* cited by examiner

*Primary Examiner* — Austin Murphy

(74) *Attorney, Agent, or Firm* — Birch, Stewart, Kolasch & Birch, LLP

(57) **CLAIM**

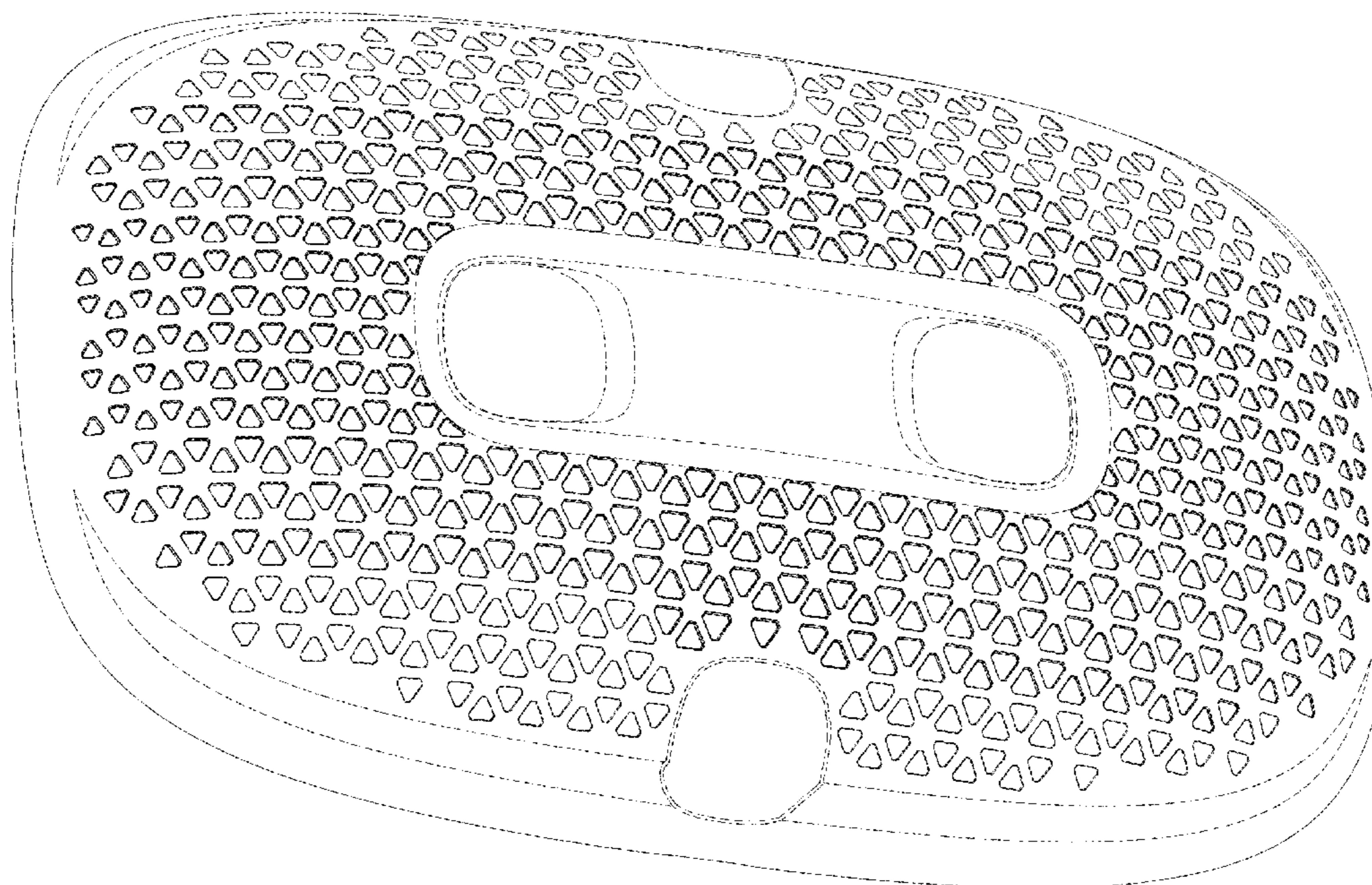
The ornamental design for a front cover of a display device, as shown and described.

**DESCRIPTION**

FIG. 1 is a front perspective view of a front cover of a display device in accordance with our new design; FIG. 2 is an another front perspective view thereof; FIG. 3 is a front view thereof; FIG. 4 is a left view thereof; FIG. 5 is a right view thereof; FIG. 6 is a top plan view thereof; and, FIG. 7 is a bottom plan view thereof.

There is no design feature to be shown in the rear views of the front cover, and thus the rear views of the front cover are omitted therein. The broken lines immediately adjacent the claimed areas represent the bounds of the claimed design while all other broken lines are directed to environment and are for illustrative purposes only. The broken lines form no part of the claimed design.

**1 Claim, 7 Drawing Sheets**



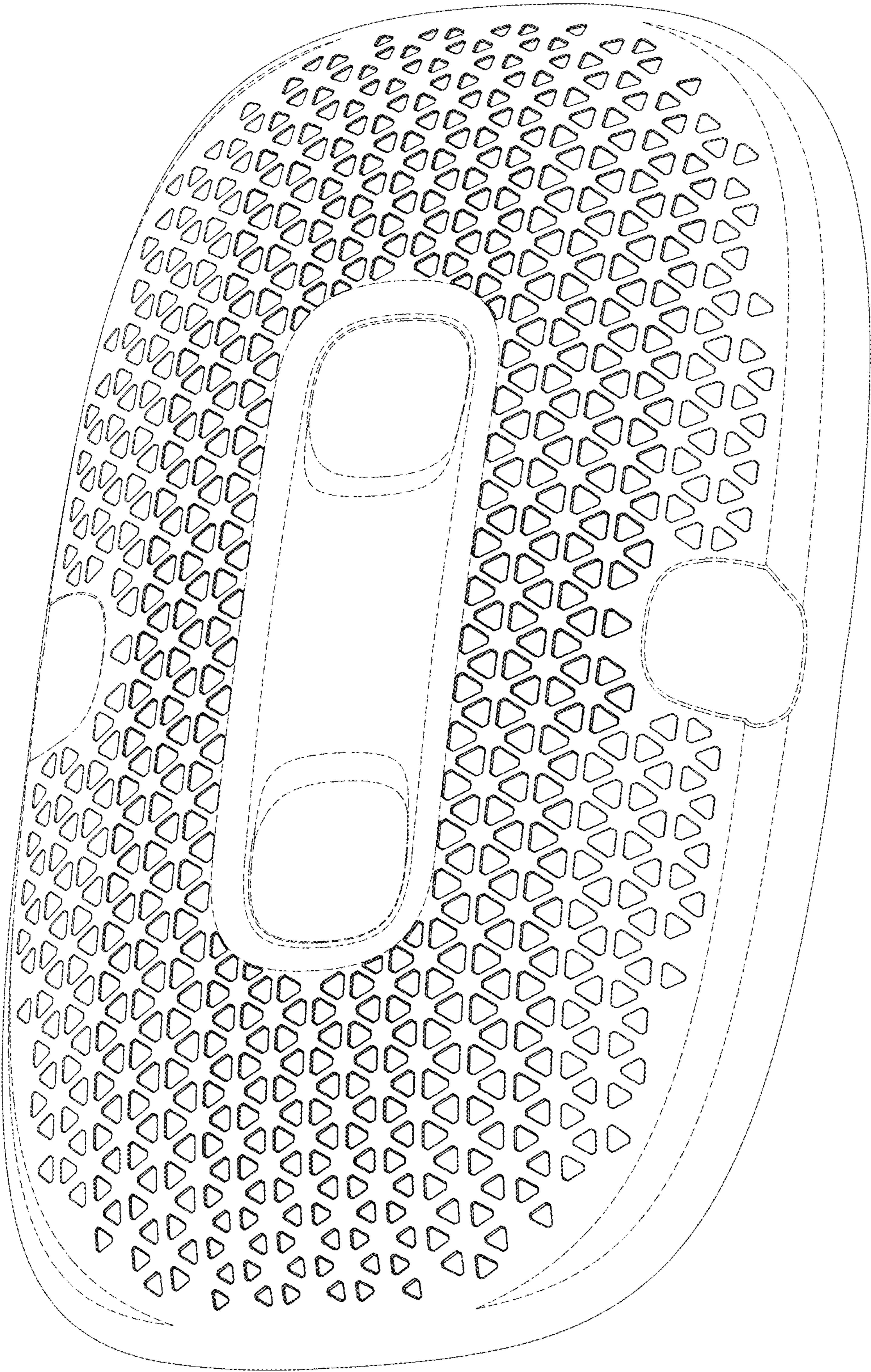


FIG. 1

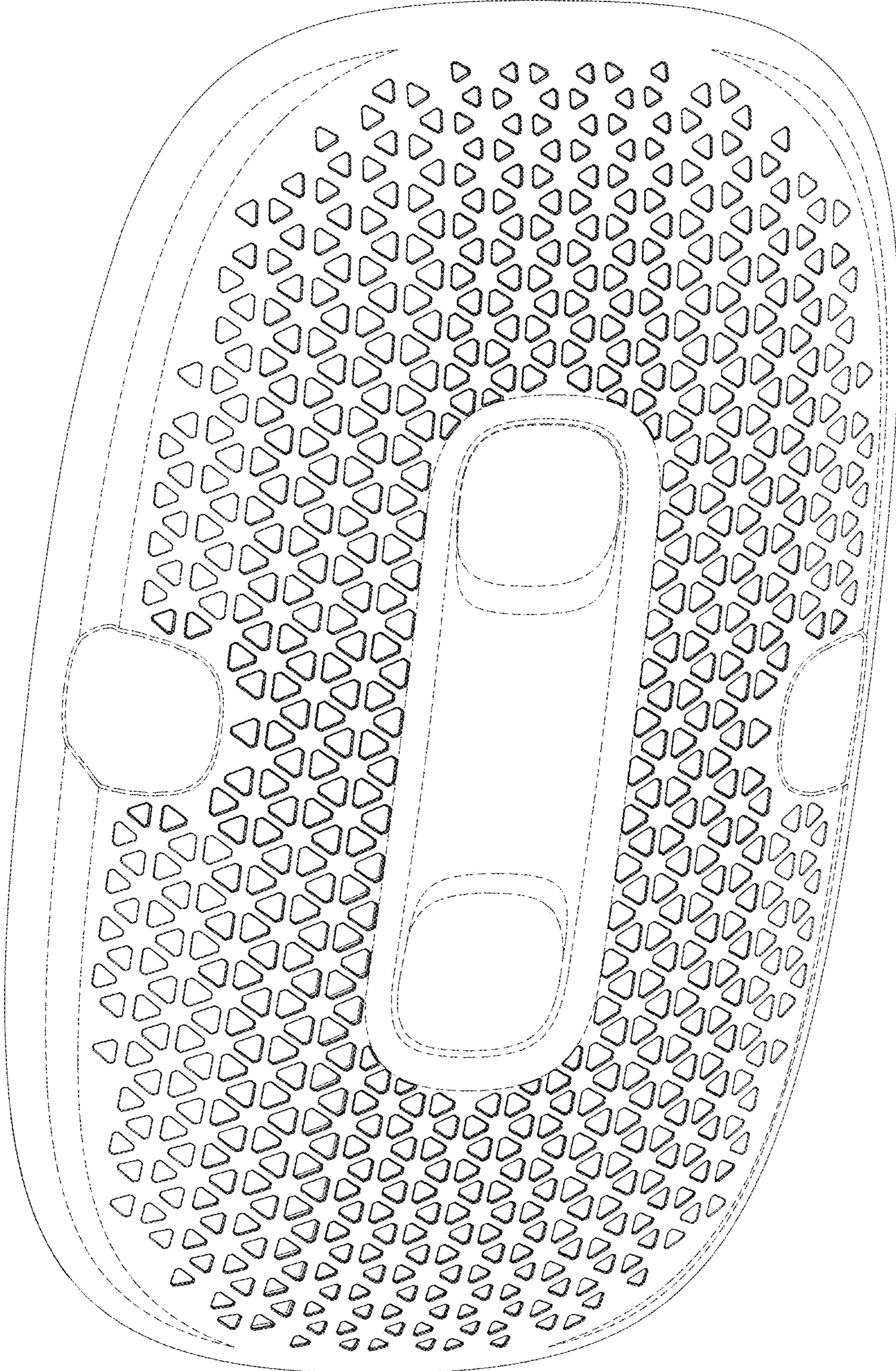


FIG. 2

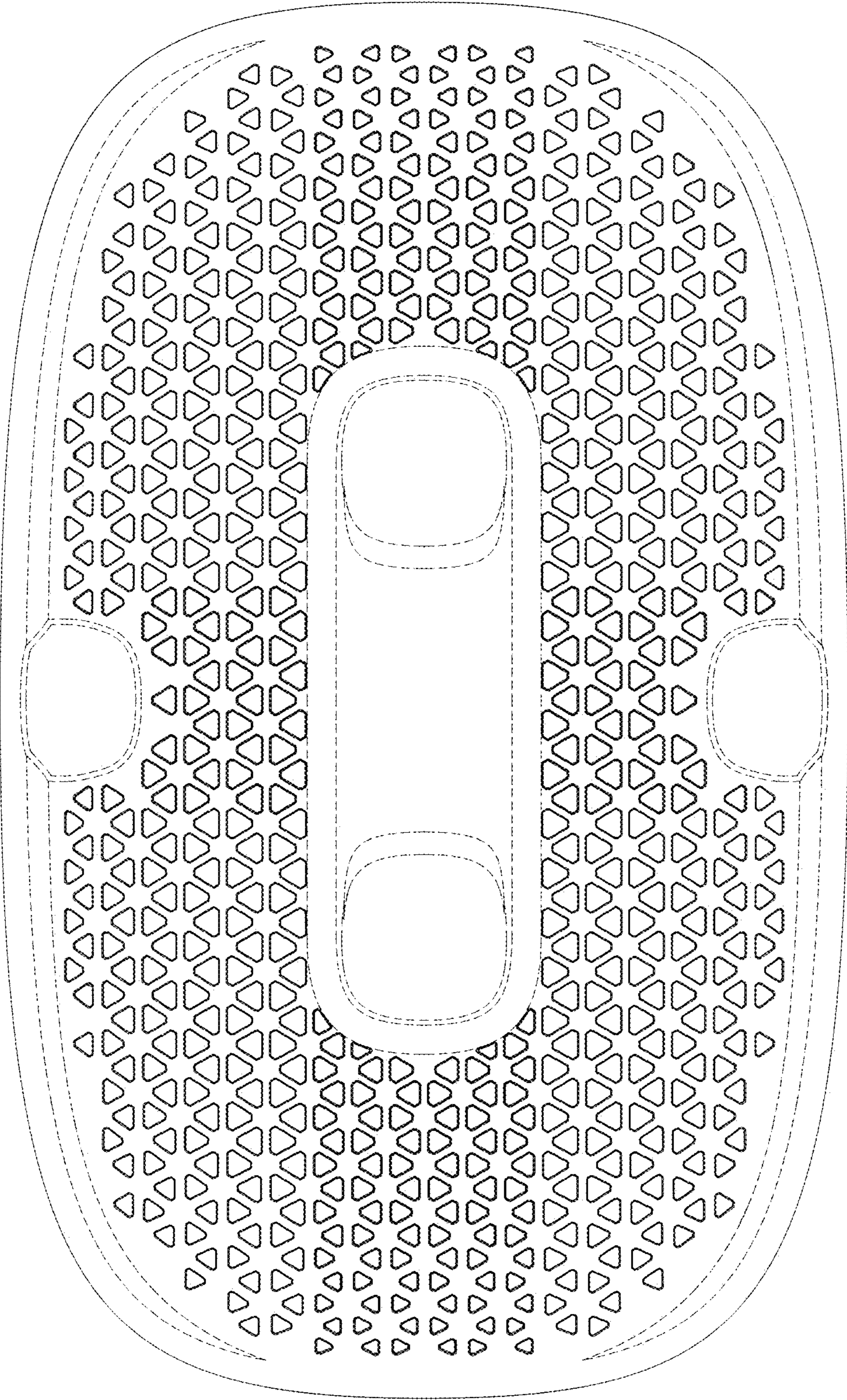


FIG. 3

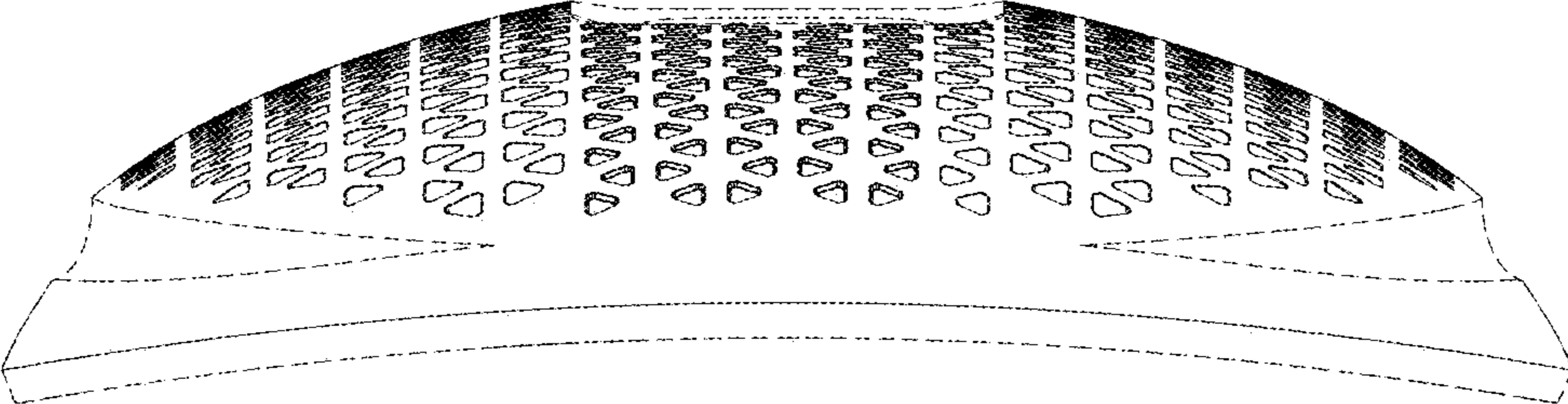


FIG. 4

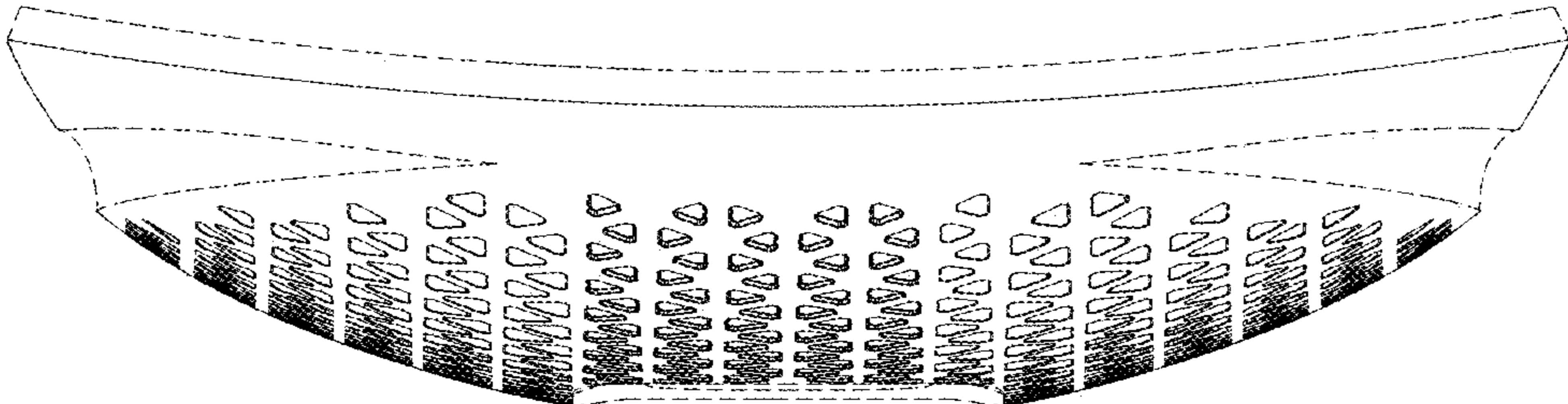


FIG. 5

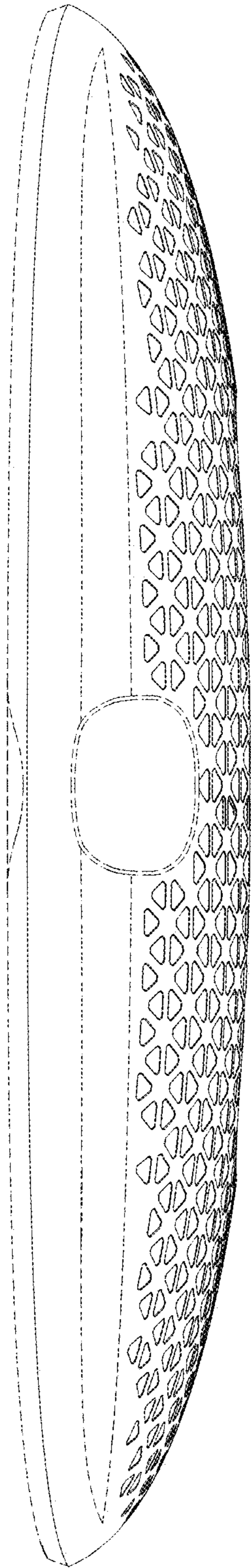


FIG. 6




FIG. 7