



US00D896213S

(12) **United States Design Patent**
Lee et al.

(10) **Patent No.:** **US D896,213 S**
(45) **Date of Patent:** **** Sep. 15, 2020**

(54) **CASE FOR ELECTRONIC DEVICES**

(71) Applicant: **SPIGEN KOREA CO., LTD.**, Seoul (KR)

(72) Inventors: **Jong Hwa Lee**, Seoul (KR); **Bum Joon Lee**, Seoul (KR)

(73) Assignee: **Spigen Korea CO., LTD.**, Seoul (KR)

(**) Term: **15 Years**

(21) Appl. No.: **29/722,559**

(22) Filed: **Jan. 30, 2020**

Related U.S. Application Data

(63) Continuation of application No. 29/641,935, filed on Mar. 26, 2018, now Pat. No. Des. 877,133.

(51) **LOC (12) Cl.** **14-03**

(52) **U.S. Cl.**
USPC **D14/250**

(58) **Field of Classification Search**

USPC D3/201, 212, 218, 226, 227, 247, 249, D3/250, 269, 303; D13/103, 107, 108, D13/119; D14/137, 138 R, 138 AA, D14/138 C, 138 G, 172, 192, D14/203.3-203.7, 217, 238.1, 247, 248, D14/250-253, 434, 440, 447, 496
CPC H04B 1/3888; H04M 1/0283; H04M 1/0202; A45C 1/06; A45C 2011/002; A45C 11/00; A45F 2005/028; A45F 2200/0525

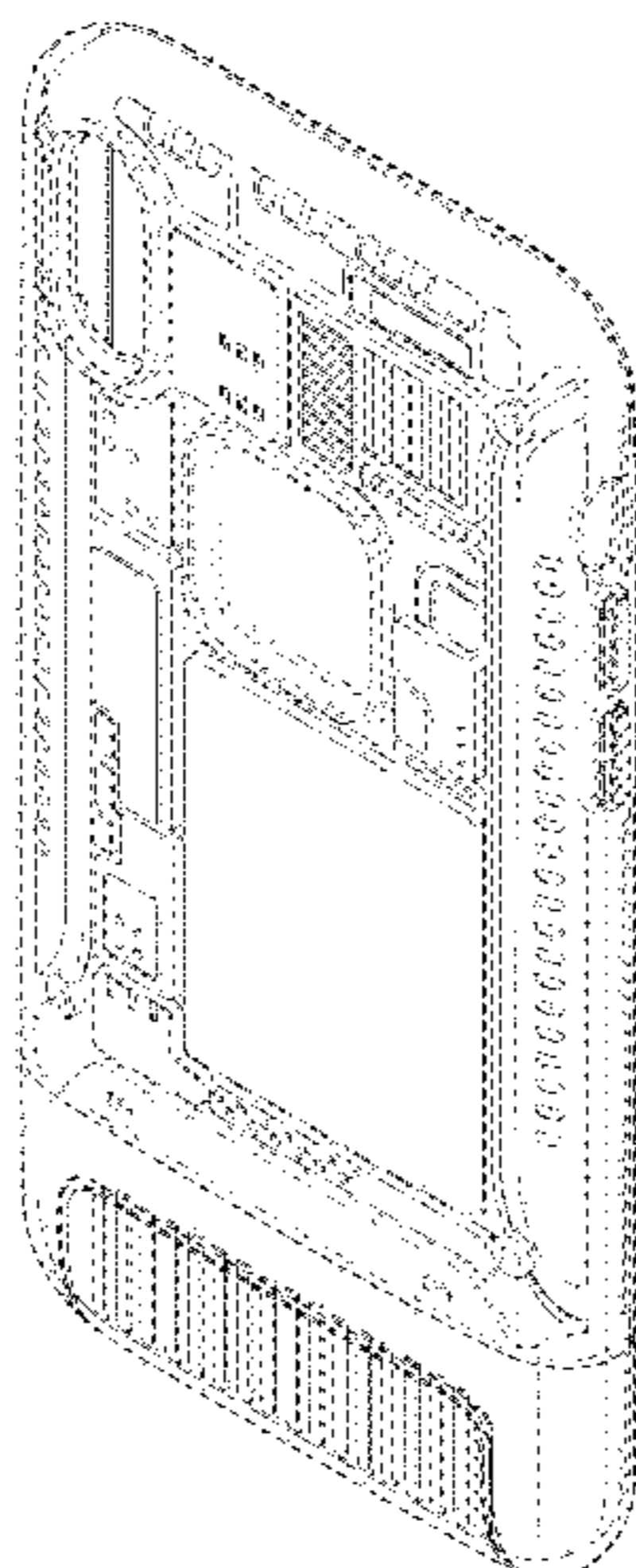
See application file for complete search history.

(56) **References Cited**

U.S. PATENT DOCUMENTS

5,175,873 A * 12/1992 Goldenberg H04B 1/086 340/815.76
D363,920 S † 11/1995 Roberts D13/182
D428,527 S * 7/2000 Freeman D28/8.2
D452,041 S † 12/2001 Freeman D28/8.2
D471,167 S † 3/2003 Ebihara D13/182
D471,524 S † 3/2003 Ebihara D13/182
D505,925 S † 6/2005 Koo D13/182

D558,921 S * 1/2008 Schwartz D28/8.1
D575,056 S † 8/2008 Tan D3/201
D576,577 S † 9/2008 Kobayashi D13/182
D582,149 S * 12/2008 Tan D3/201
D597,067 S † 7/2009 Oh D14/20
7,612,997 B1 † 11/2009 Diebel G06F 1/1632 361/67
D609,463 S † 2/2010 Bullen D3/218
D618,230 S † 6/2010 Brown D14/25
D623,180 S † 9/2010 Diebel D14/25
D623,640 S † 9/2010 Freeman D14/25
D624,909 S † 10/2010 Huskinson D14/25
D626,121 S † 10/2010 Richardson D14/25
D626,538 S † 11/2010 Brown D14/25
D626,539 S † 11/2010 Brown D14/25
D626,540 S † 11/2010 Brown D14/25
D637,589 S † 5/2011 Willes D14/25
D642,169 S † 7/2011 Andre D14/25
D644,218 S † 8/2011 Akana D14/25
D646,264 S † 10/2011 Dong D14/25
D646,265 S † 10/2011 Fathollahi D14/25
D647,072 S † 10/2011 Bentley D13/182
D647,084 S † 10/2011 Fathollahi D14/25
D652,031 S † 1/2012 Fahrendorff D14/25
D654,068 S † 2/2012 Monaco D14/25
D658,165 S † 4/2012 Freeman D14/25
D662,923 S † 7/2012 Piedra D14/25
8,245,842 B2 * 8/2012 Bau B65D 85/00 206/305
D669,458 S † 10/2012 Wilson D14/25
8,286,789 B2 † 10/2012 Wilson A45C 11/00 206/32
D676,432 S † 2/2013 Hasbrook D14/25
D676,844 S † 2/2013 Weller D14/25
D678,869 S † 3/2013 Diebel D14/25
8,457,701 B2 † 6/2013 Diebel H04B 1/3888 455/57
D685,779 S † 7/2013 Schriefer D14/250
D687,027 S † 7/2013 Melanson D14/25
D694,222 S † 11/2013 Thompson D14/238.1
D694,743 S † 12/2013 Monaco D14/25
D696,239 S † 12/2013 Murchison D14/25
8,613,992 B2 * 12/2013 Hsu G06F 1/1613 428/343
D698,774 S † 2/2014 Wardy D14/25
D703,197 S † 4/2014 Melanson D14/25
8,695,798 B2 * 4/2014 Simmer G06F 1/1626 206/320
D711,860 S † 8/2014 Daniel D14/25
D712,892 S † 9/2014 Hong D14/25
D718,293 S † 11/2014 Namminga D14/25
D718,754 S † 12/2014 To D14/25
D718,755 S † 12/2014 To D14/25



D719,559 S ‡	12/2014	Dukerschein	D14/25
D720,733 S	1/2015	Fathollahi		
D720,736 S *	1/2015	Chen	D14/250
D720,737 S ‡	1/2015	Chen	D14/250
D721,360 S ‡	1/2015	Laffon de Mazieres	D14/25
D721,687 S ‡	1/2015	To	D14/25
D722,310 S	2/2015	Diebel		
D722,311 S	2/2015	Diebel		
D723,531 S ‡	3/2015	Katzke	D14/250
D727,885 S ‡	4/2015	Requa	D14/250
9,004,275 B2 ‡	4/2015	Lee	A45C 11/00 206/32
D735,184 S ‡	7/2015	Lee	D14/25
D738,857 S ‡	9/2015	Kim	D14/217
D739,383 S ‡	9/2015	Park	D14/217
D740,798 S ‡	10/2015	Poon	D14/25
D745,476 S ‡	12/2015	Ronse	D13/182
9,199,432 B2 *	12/2015	Planche	A45C 11/00
D747,708 S *	1/2016	Roberts	D14/250
D749,552 S ‡	2/2016	Jia	D14/250
D754,115 S ‡	4/2016	Lin	D14/250
D755,167 S ‡	5/2016	Chen	D14/248
D765,643 S ‡	9/2016	Witter	D14/25
9,451,066 B1 *	9/2016	Jia	H04M 1/0283
D779,470 S ‡	2/2017	Kim	D14/25
D780,742 S ‡	3/2017	Guerdrum	D14/25
D799,438 S ‡	10/2017	Takahashi	D13/182
D819,621 S	6/2018	Diebel		
D819,622 S ‡	6/2018	Wright	D14/25
D830,355 S	10/2018	Fathollahi		
D834,013 S	11/2018	Andre et al.		
D843,995 S	3/2019	Skovsted et al.		
D845,292 S	4/2019	Fitzgerald et al.		
D847,131 S	4/2019	Akana et al.		
D854,533 S *	7/2019	Thompson	D14/250
2011/0259664 A1 ‡	10/2011	Freeman	A45C 11/00 181/20
2016/0056856 A1 ‡	2/2016	Diebel	H04B 1/3888 264/25

OTHER PUBLICATIONS

Concept imagines low-cost iPhone with translucent iMac G#—inspired plastic in multiple colors, publication date Apr. 3, 2013, [online][site visited May 5, 2020] URL: <https://9to5mac.com/2013/04/03/concept-imagines-low-cost-iphone-with-translucent-imac-g3-inspired-plastic-in-multiple-colors/> (Year: 2013).*

“Incuse iPhone 3&3GS Metallic Slider Case (Gunmetal)”, <https://www.amazon.com/Incuse-iPhone-Metallic-Slider-Gunmetal/dp/B002NLHV5Q>, Downloaded Jun. 3, 2016, 5 pages.‡

“Spigen Ultra Hybrid iPhone 7 Plus Case with Air Cushion Technology and Hybrid Drop Protection for Apple iPhone 7 Plus 2016—Crystal Clear”, <https://www.amazon.com/dp/B01GIWGFMU>, Earliest review date of Sep. 6, 2016, Downloaded on Jan. 8, 2019.‡

“Spigen Ultra Hybrid S iPhone Seven Plus Case with Air Cushion Technology and Magnetic Metal Kickstand for Apple iPhone Seven Plus Two Thousand and Sixteen Clear Black”, <https://www.amazon.com/dp/B01LRSF986>, Earliest review date of Sep. 7, 2016, Downloaded on Jan. 8, 2019.‡

“Spigen Ultra Hybrid iPhone 7 Case with Air Cushion Technology and Hybrid Drop Protection for iPhone 7 2016—Black”, <https://www.amazon.com/dp/B01GIVXBVY>, Earliest review date of Sep. 1, 2016, Downloaded on Jan. 8, 2019.‡

“Spigen Ultra Hybrid [2nd Generation] iPhone 7 Case/iPhone 8 Case with Air Cushion Technology for Apple iPhone 7 (2016)/iPhone 8 (2017)—Crystal Clear”, <https://www.amazon.com/dp/B01M0USRWG>, Earliest review date of Jan. 17, 2017, Downloaded on Jan. 8, 2019.‡

“Spigen Ultra Hybrid Galaxy A5 2017 Case with Air Cushion Technology and Hybrid Drop Protection for Samsung Galaxy A5 (2017)—Crystal Clear”, <https://www.amazon.com/dp/B01NCJOZ1C>, Earliest review date of Mar. 2, 2017, Downloaded on Jan. 8, 2019.‡

“Spigen Ultra Hybrid [2nd Generation] iPhone 8 Plus Case/iPhone 7 Plus Case with Clear Protection and Air Cushion Technology for iPhone 8 Plus (2017) / iPhone 7 Plus (2016)—Crystal Clear”,

<https://www.amazon.com/dp/B01MXKNPQ5>, Earliest review date of Jan. 9, 2017, Downloaded on Jan. 8, 2019.‡

“Spigen Ultra Hybrid S iPhone 7 Case with Air Cushion Technology and Magnetic Metal Kickstand for iPhone 7 2016—Crystal Clear”, <https://www.amazon.com/dp/B01J9DVBWE>, Earliest review date of Sep. 13, 2016, Downloaded on Jan. 8, 2019.‡

“iPhone 6s Plus Case, Spigen [Ultra Hybrid] Air Cushion [Crystal Clear] Clear back panel + TPU bumper for iPhone 6 Plus (2014) / 6s Plus (2015)—Crystal Clear (SGP11644)”, <https://www.amazon.com/dp/B010MVRC20>, Earliest review date of Sep. 15, 2015, Downloaded on Jan. 4, 2019.‡

“Spigen Ultra Hybrid iPhone SE Case with Air Cushion Technology and Hybrid Drop Protection for iPhone SE 2016—Crystal Clear”, <https://www.amazon.com/dp/B01BEDO0OS>, Earliest review date of Apr. 15, 2016, Downloaded on Jan. 4, 2019.‡

“Spigen Ultra Hybrid TECH iPhone 6S Plus Case with Bumper Protection for iPhone 6S Plus 2015—Crystal White”, <https://www.amazon.com/dp/B013TKNIOC>, Earliest review date of Oct. 26, 2015, Downloaded on Jan. 4, 2018.‡

“Spigen Ultra Hybrid iPhone 6 Case with Air Cushion Technology and Hybrid Drop Protection for iPhone 6S / iPhone 6—Crystal Clear”, <https://www.amazon.com/dp/B00JH88D1O>, Earliest review date of Jul. 10, 2014, Downloaded on Dec. 28, 2018.‡

“Spigen Ultra Hybrid iPhone 6S Case with Air Cushion Technology and Hybrid Drop Protection for iPhone 6S / iPhone 6—Crystal Clear”, <https://www.amazon.com/dp/B010MVJNTK>, Earliest review date of Aug. 31, 2015, Downloaded on Dec. 28, 2018.‡

“Spigen Ultra Hybrid iPhone 5S / 5 Case with Air Cushion Technology and Hybrid Drop Protection for iPhone 5S / iPhone 5—Crystal Clear”, <https://www.amazon.com/dp/B00G3JCFNC>, Earliest review date of Sep. 10, 2013, Downloaded on Jan. 4, 2019.‡

“Totally Clear iPhone X Mod!”, posted Nov. 8, 2017, [online][site visited Jan. 24, 2019]<URL: <https://www.youtube.com/watch?v=m71JrUtlm64>>; (Year: 2017).‡

Make your iPhone look like an iMac G3 with these limited-edition cases, SPigen Classic C1 cases, publication date May 15, 2018, [online] [site visited Oct. 8, 2019] URL: <https://www.digitalartsonline.co.uk/news/creative-hardware/make-your-iphone-look-like-imac-g3-with-these-limited-edition-cases/> (Year: 2018).‡

* cited by examiner
‡ imported from a related application

Primary Examiner — Susan E Krakower
Assistant Examiner — L. A. Grabenstetter
(74) Attorney, Agent, or Firm — Heedong Chae; Lucem, PC

(57) CLAIM

The ornamental design for a case for electronic communications device, as shown and described.

DESCRIPTION

FIG. 1 is a front perspective view of a case for electronic devices, comprised of an inner shell, upper outer frame, and lower outer frame, showing my new design;
FIG. 2 is a rear perspective view thereof;
FIG. 3 is a front elevational view thereof;
FIG. 4 is a rear elevational view thereof;
FIG. 5 is a left side elevational view thereof;
FIG. 6 is a right side elevational view thereof;
FIG. 7 is an enlarged top plan view thereof;
FIG. 8 is an enlarged bottom plan view thereof;
FIG. 9 is a front perspective view of the inner shell, shown isolated from the case for electronic devices for clarity;
FIG. 10 is a rear perspective view of the inner shell, shown isolated from the case for electronic devices for clarity;

FIG. **11** is a front perspective view of the upper outer frame, shown isolated from the case for electronic devices for clarity;

FIG. **12** is a rear perspective view of the upper outer frame, shown isolated from the case for electronic devices for clarity;

FIG. **13** is a front perspective view of the lower outer frame, shown isolated from the case for electronic devices for clarity;

FIG. **14** is a rear perspective view of the lower outer frame, shown isolated from the case for electronic devices for clarity;

FIG. **15** is a front exploded perspective view of the case for electronic devices; and,

FIG. **16** is a rear exploded perspective view of the case for electronic devices.

The broken lines depict portions of the case for electronic devices that form no part of the claimed design.

1 Claim, 16 Drawing Sheets

FIG. 1

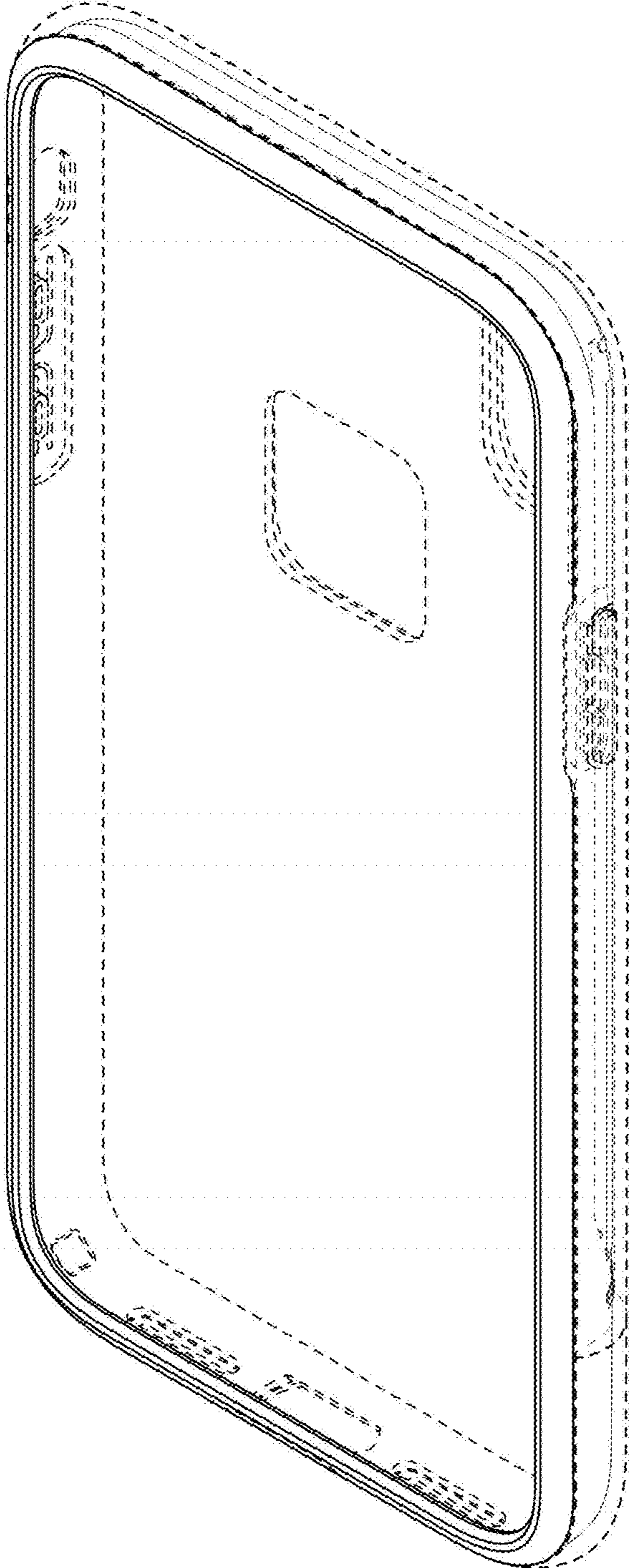


FIG. 2

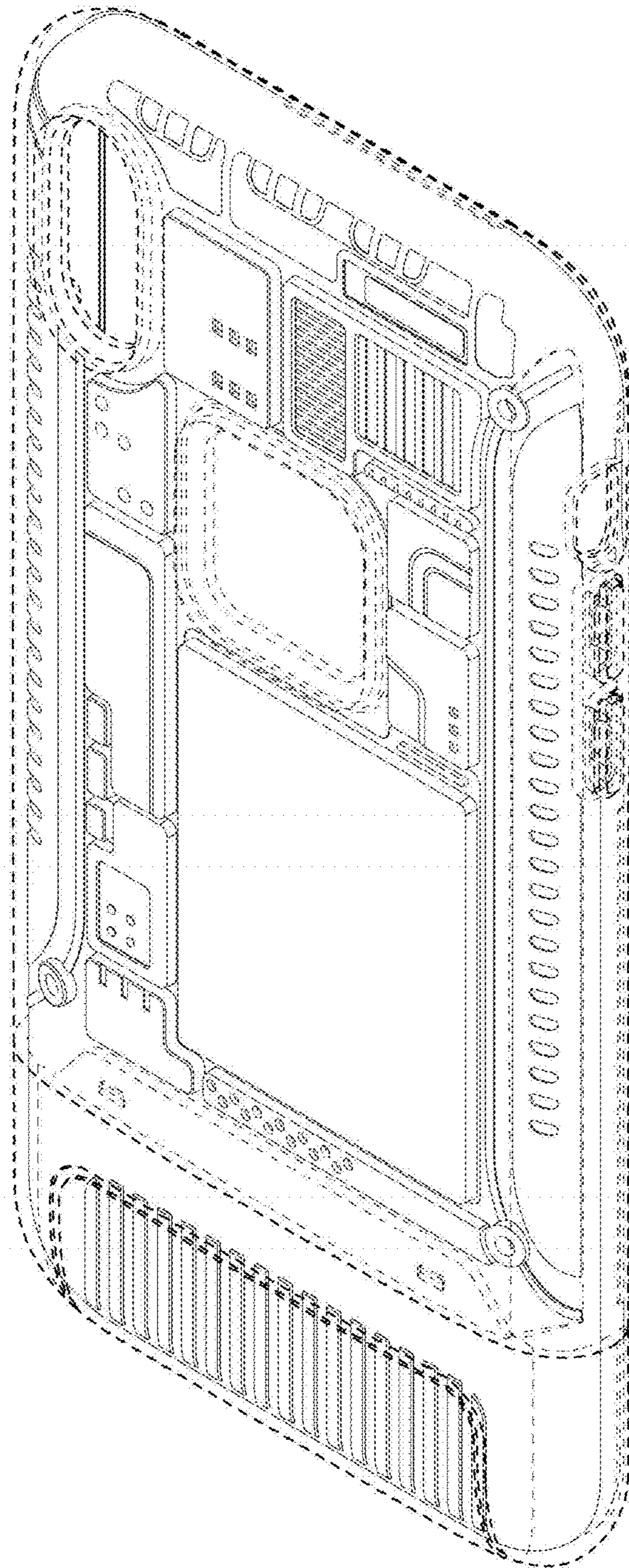


FIG. 3




FIG. 4

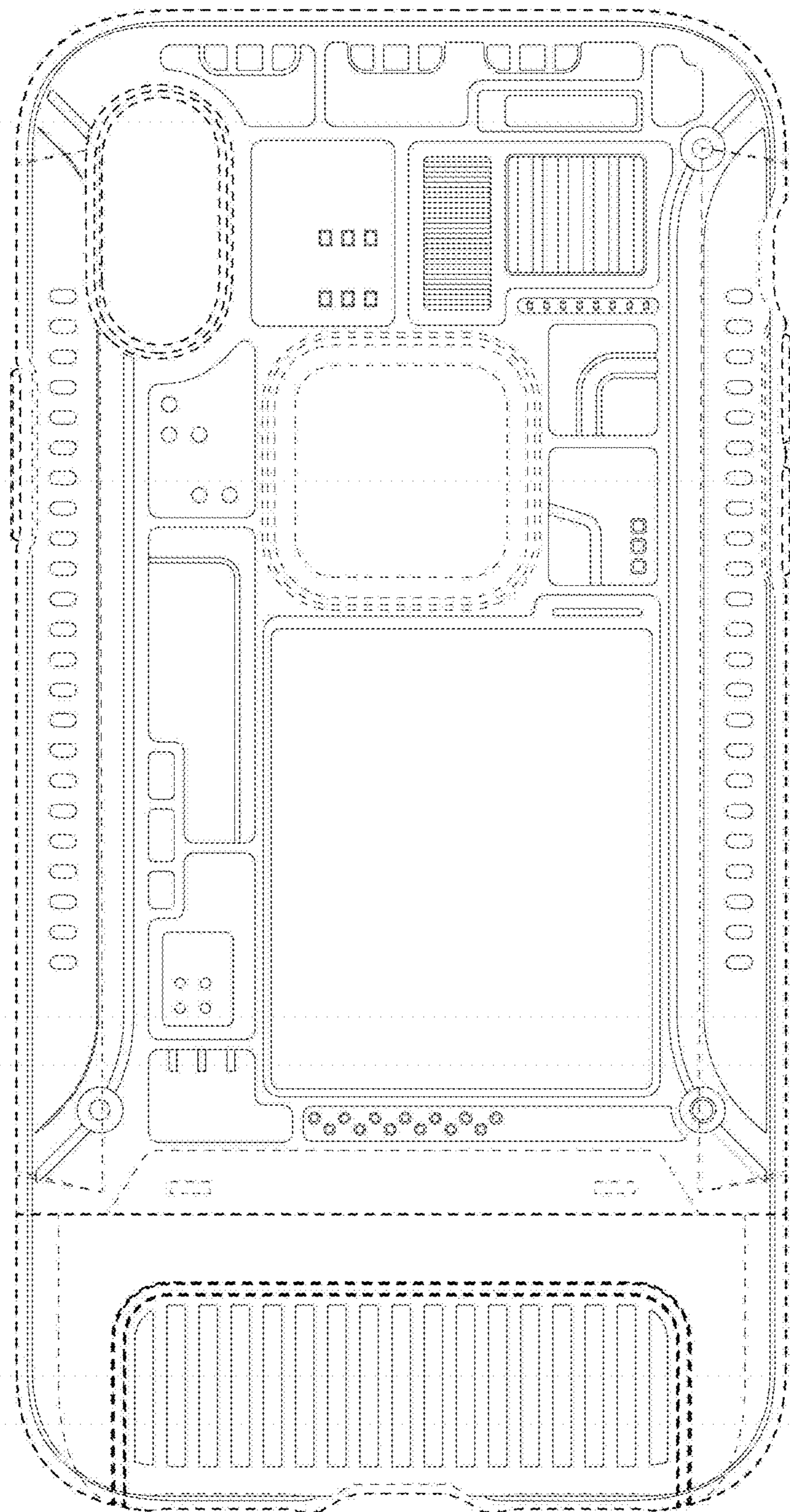


FIG. 5

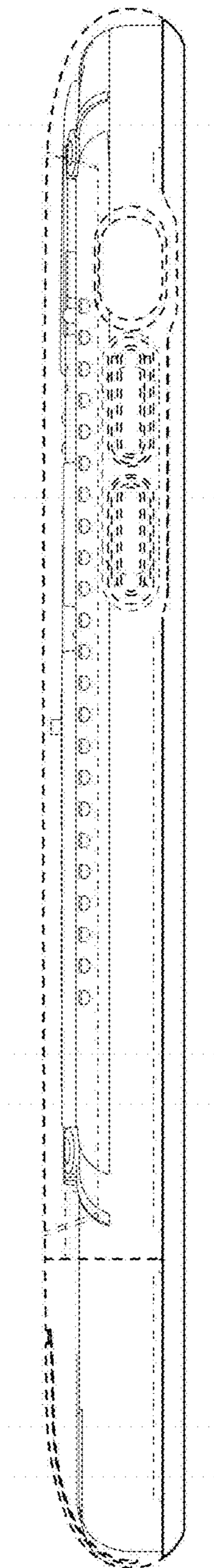


FIG. 6

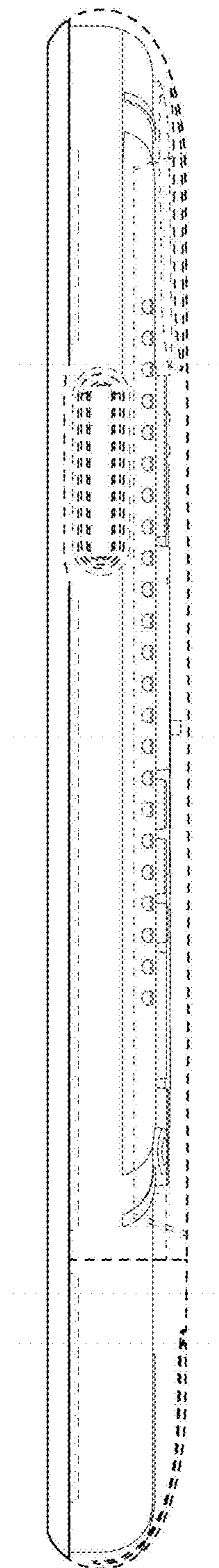


FIG. 7




FIG. 8




FIG. 9

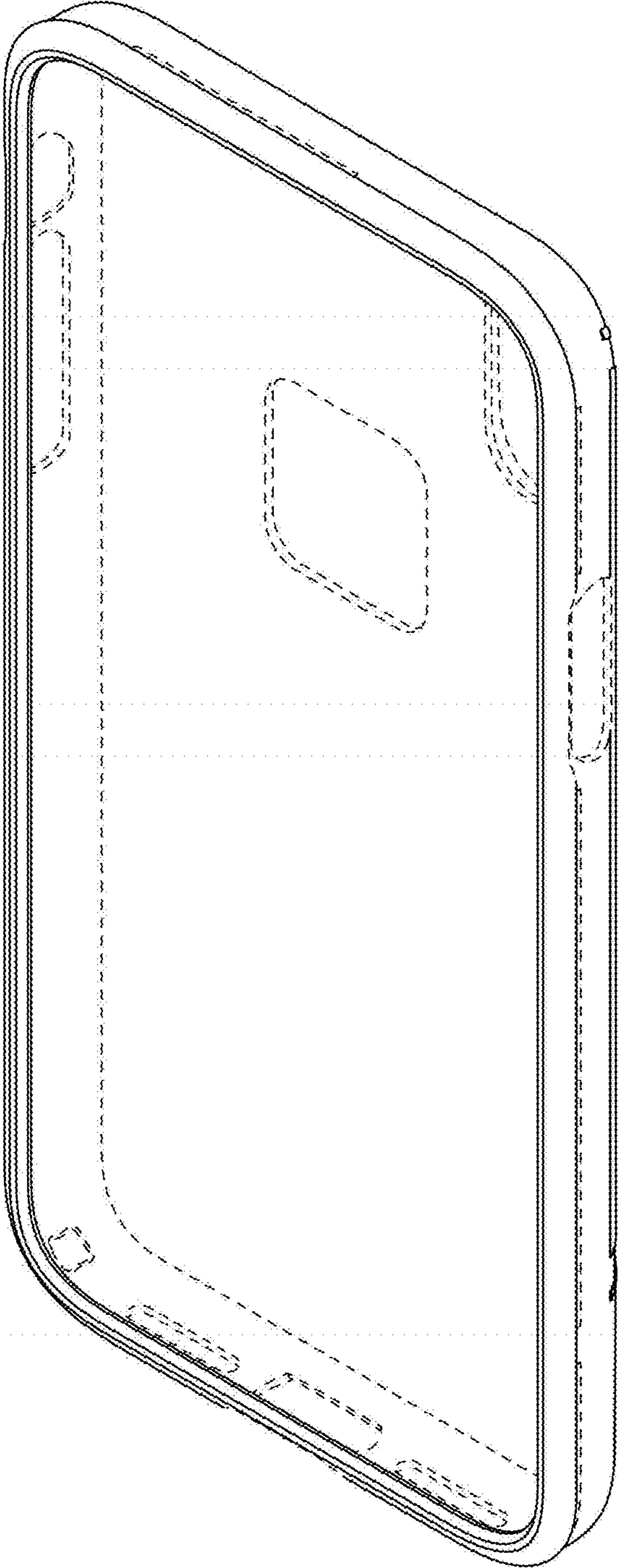


FIG. 10

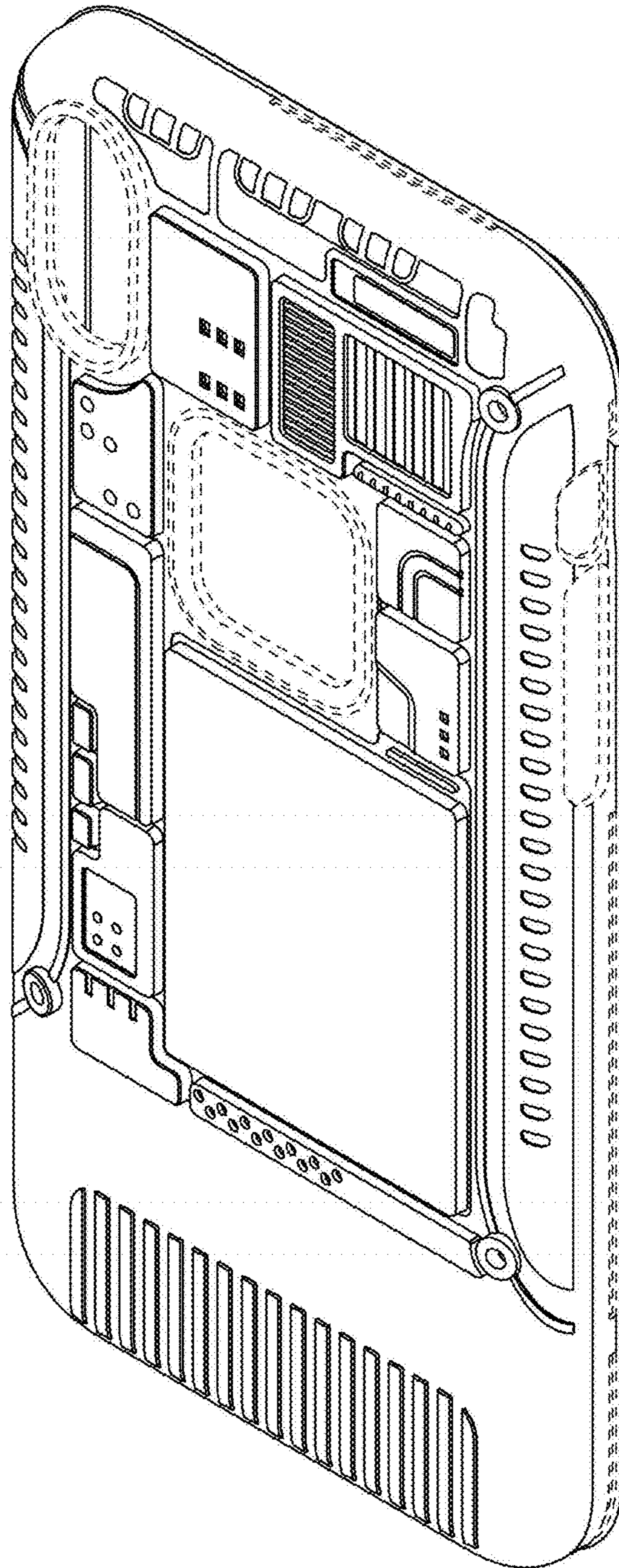


FIG. 11

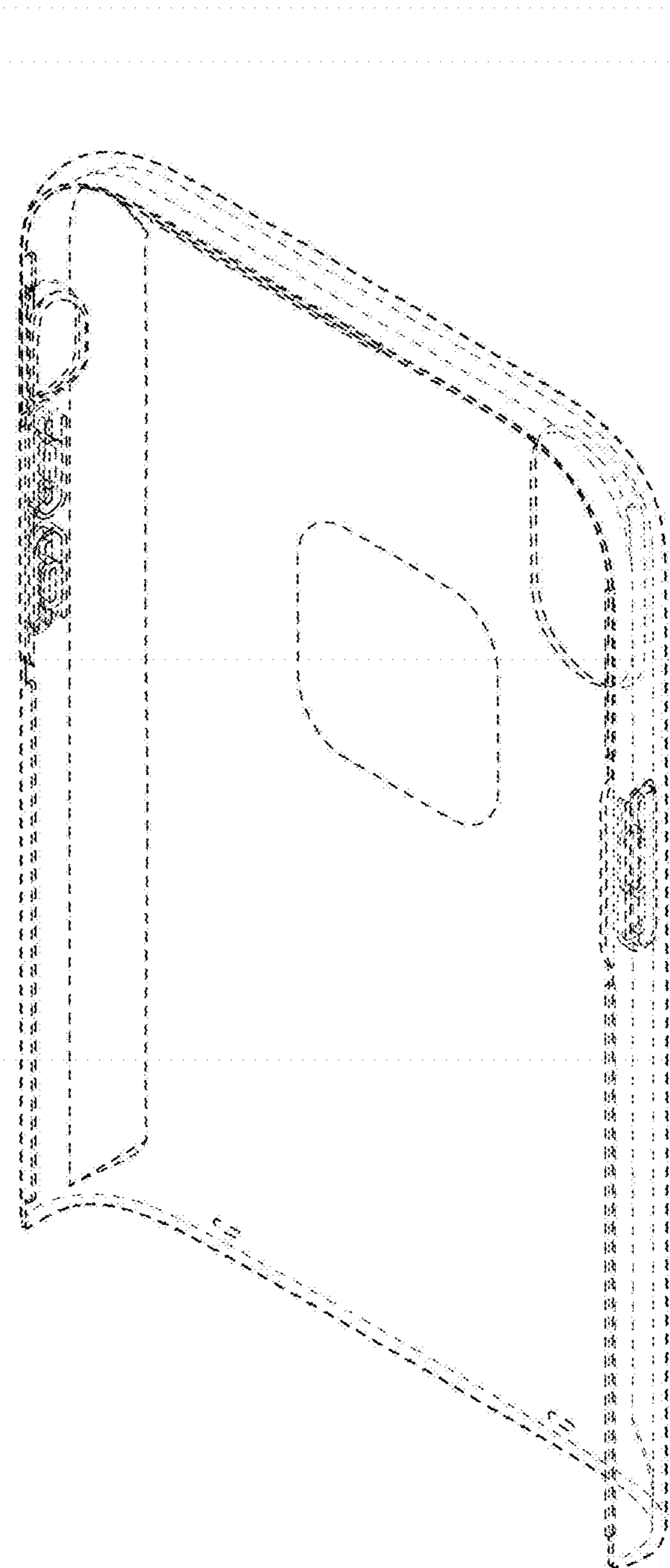


FIG. 12

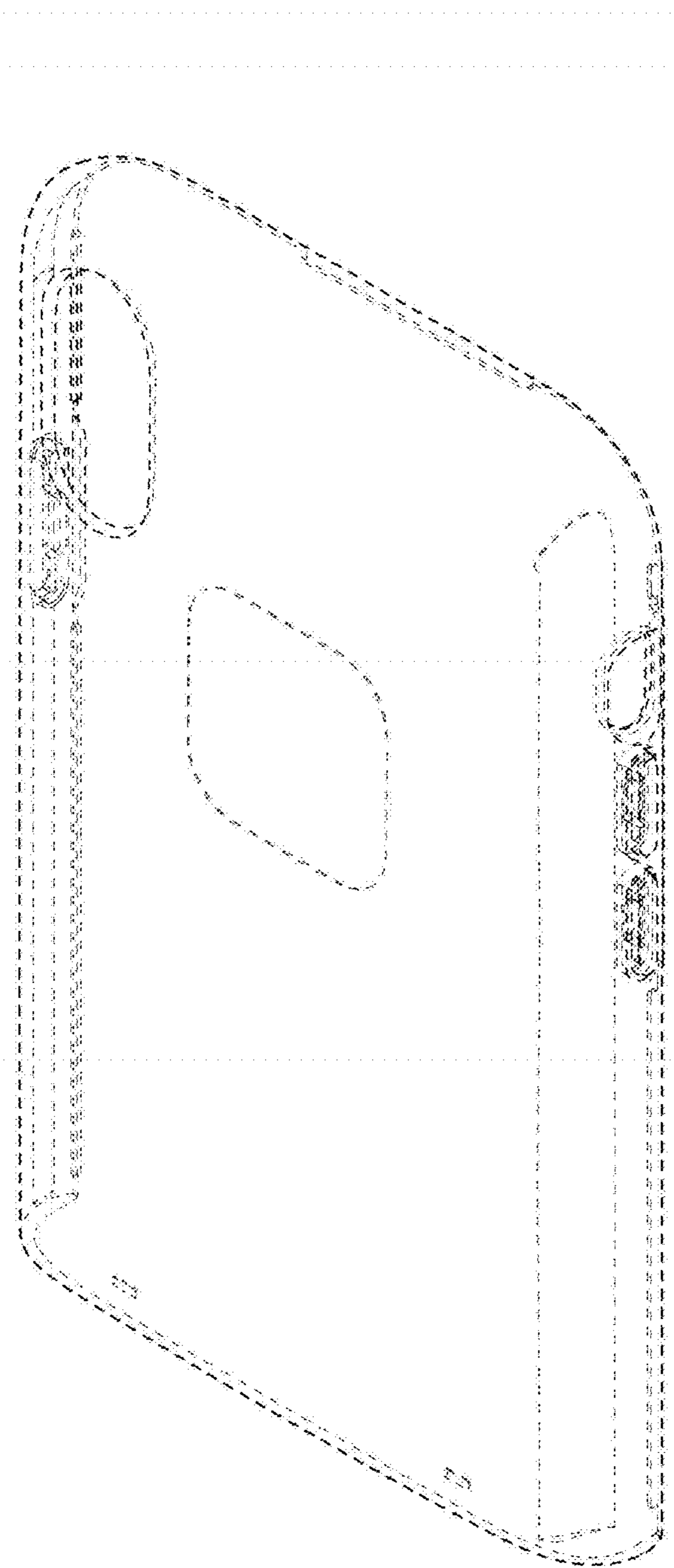


FIG. 13

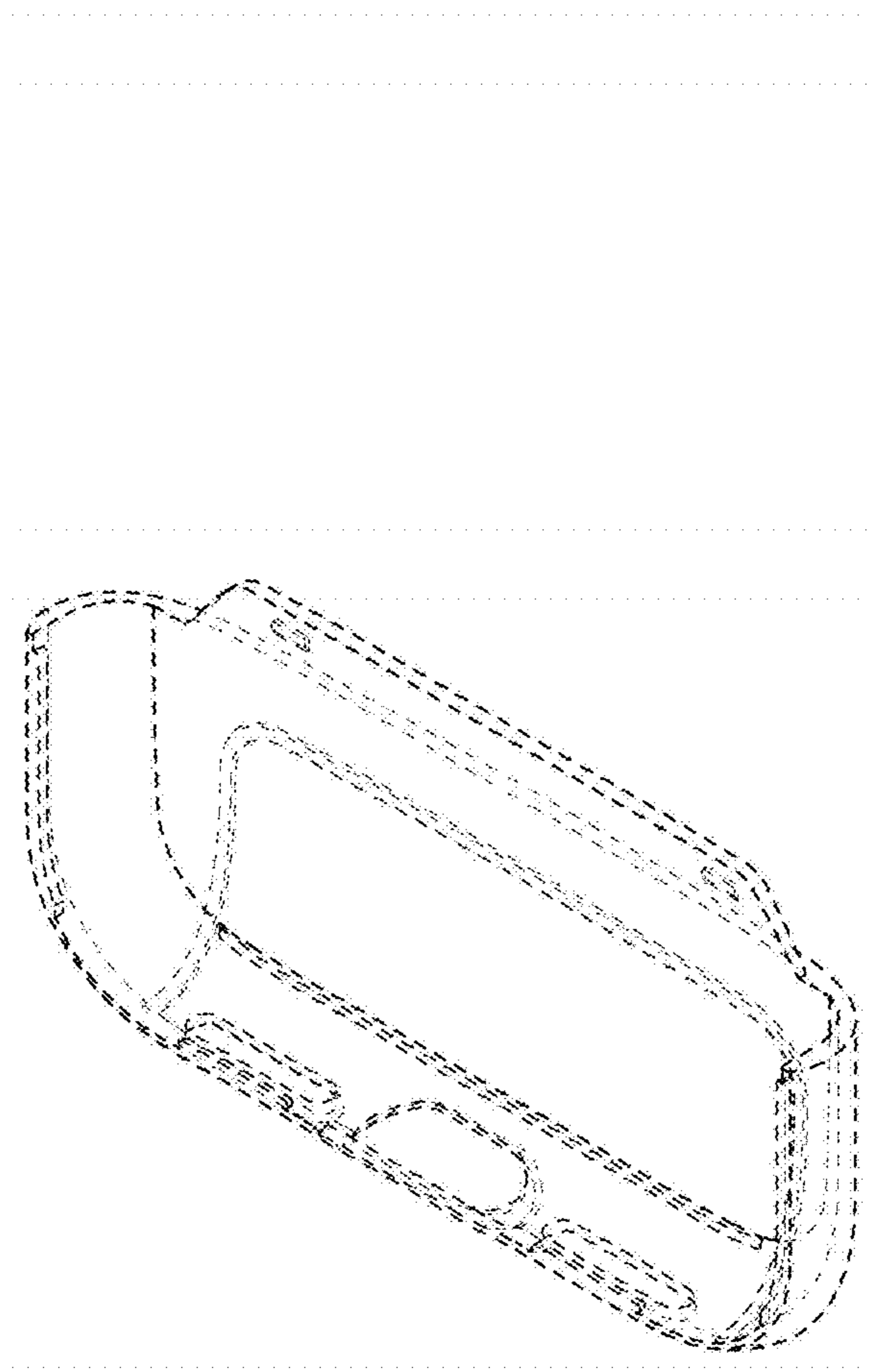


FIG. 14

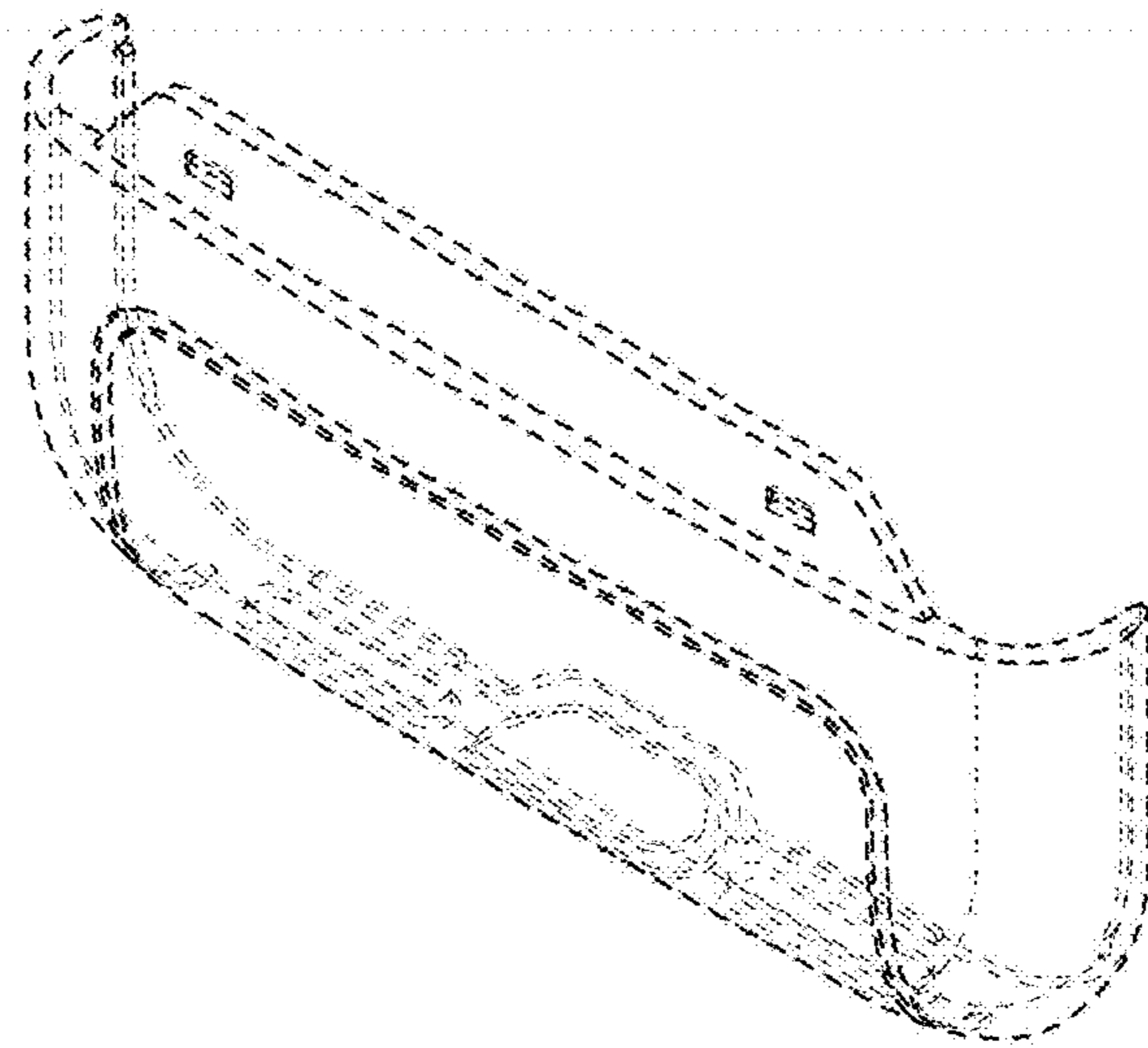


FIG. 15

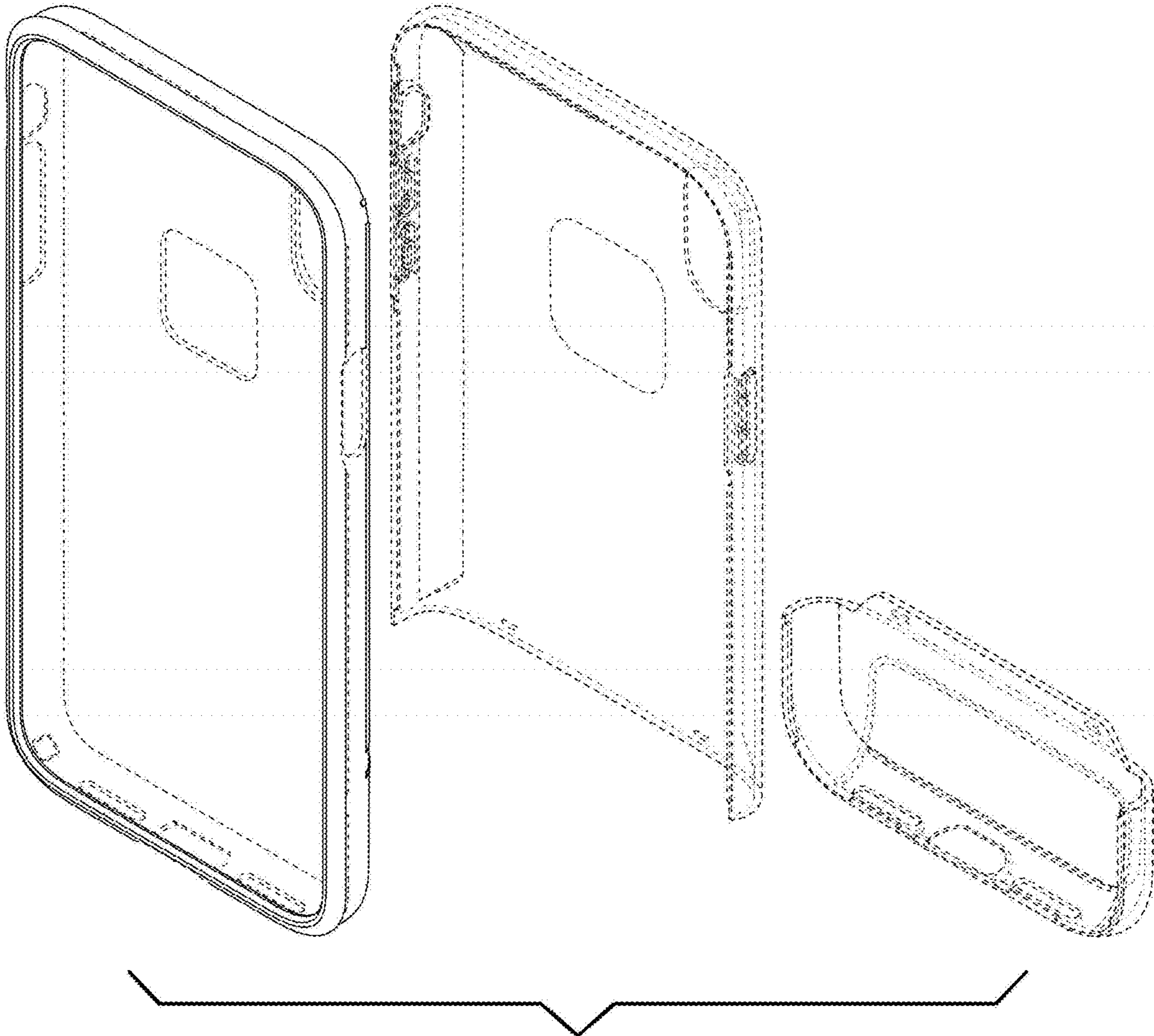


FIG. 16

