

US00D896205S

(12) **United States Design Patent**
Zhang et al.

(10) **Patent No.:** **US D896,205 S**

(45) **Date of Patent:** **** Sep. 15, 2020**

(54) **NOISE CANCELING WIRELESS EARPHONE**

(71) Applicant: **SHENZHEN GRANDSUN ELECTRONIC CO., LTD.**, Shenzhen, Guangdong (CN)

(72) Inventors: **Zhijun Zhang**, Guangdong (CN);
Haiquan Wu, Guangdong (CN);
Zhonghui Tang, Guangdong (CN);
Jiugao Peng, Guangdong (CN);
Ruiwen Shi, Guangdong (CN)

(73) Assignee: **SHENZHEN GRANDSUN ELECTRONIC CO., LTD.**, Shenzhen (CN)

(**) Term: **15 Years**

(21) Appl. No.: **29/690,450**

(22) Filed: **May 8, 2019**

(30) **Foreign Application Priority Data**

Nov. 8, 2018 (CN) 2018 3 0631635
May 6, 2019 (CN) 2019 3 0215118

(51) **LOC (12) Cl.** **14-01**

(52) **U.S. Cl.**
USPC **D14/223**

(58) **Field of Classification Search**
USPC D14/223, 205; D24/174; 128/864, 865,
128/866; 381/380, 381, 374; 455/90.3,
455/575.1, 569.1
CPC H04R 1/10; H04R 25/00; H04R 25/02;
H04R 1/1066; H04R 1/1016; H04R
5/033; H04R 5/0335; H04R 1/1091;
H04R 1/1083
See application file for complete search history.

(56) **References Cited**

U.S. PATENT DOCUMENTS

D603,380 S * 11/2009 Hutchieson D14/223
D618,211 S * 6/2010 Oguro D14/205

D621,817 S * 8/2010 Brickstad D14/223
D635,558 S * 4/2011 Zheng D14/223
D641,010 S * 7/2011 Kwon D14/223
D641,011 S * 7/2011 Gondo D14/223
D652,817 S * 1/2012 Lee D14/205
D666,580 S * 9/2012 Lee D14/223
D666,581 S * 9/2012 Perez D14/223
D668,244 S * 10/2012 Matsumura D14/223
D693,795 S * 11/2013 Paradise D14/223
D698,026 S * 1/2014 Kuwata D24/174
D705,757 S * 5/2014 Yashiro H04R 1/10
D14/223

(Continued)

FOREIGN PATENT DOCUMENTS

EM 007223698-0006 * 11/2019
JP D1641401 * 8/2019

Primary Examiner — Paula Allen Greene

(74) Attorney, Agent, or Firm — Nixon & Vanderhye PC

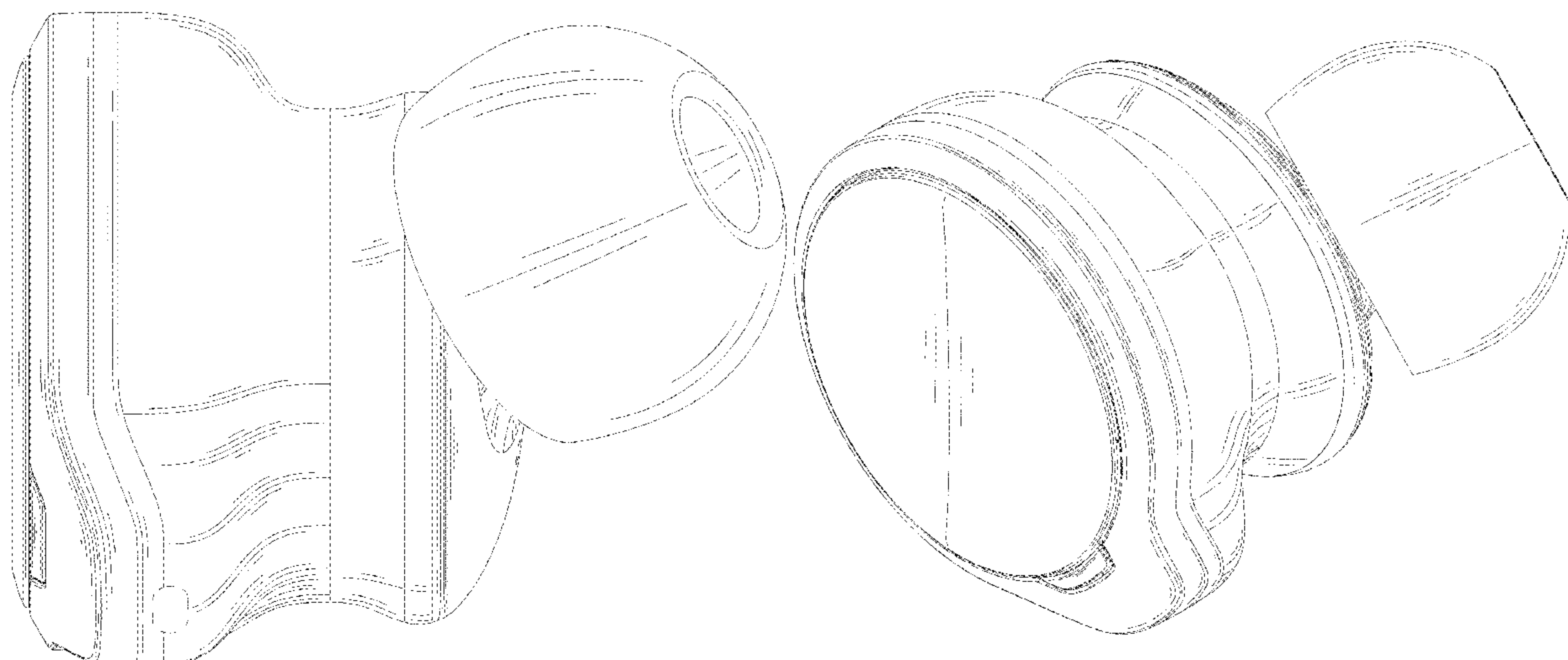
(57) **CLAIM**

The ornamental design for a “noise canceling wireless earphone,” as shown and described.

DESCRIPTION

FIG. 1 is a front view of a noise canceling wireless earphone; FIG. 2 is a rear view thereof; FIG. 3 is a left side view thereof; FIG. 4 is a right side view thereof; FIG. 5 is a top view thereof; FIG. 6 is a bottom view thereof; FIG. 7 is a first perspective view thereof; and, FIG. 8 is a second perspective view thereof. The broken lines in the figures depict portions of the noise canceling wireless earphone that are for illustrative purposes only and form no part of the claimed design.

1 Claim, 8 Drawing Sheets



(56)

References Cited

U.S. PATENT DOCUMENTS

D711,356 S * 8/2014 Yang D14/223
 D719,550 S * 12/2014 Yang D14/223
 D729,775 S * 5/2015 Seo D14/223
 D733,103 S * 6/2015 Jeong D14/224
 D735,169 S * 7/2015 Shieh D14/223
 D761,770 S * 7/2016 Kanou D14/223
 D764,445 S * 8/2016 Czaniecki D14/223
 D773,439 S * 12/2016 Walker D14/223
 D777,710 S * 1/2017 Palmborg D14/223
 D778,267 S * 2/2017 Hsieh D14/223
 D781,269 S * 3/2017 Choe D14/223
 D788,079 S * 5/2017 Son D14/223
 D789,909 S * 6/2017 Hung D14/223
 D795,224 S * 8/2017 Valenzuela D14/223
 D800,097 S * 10/2017 Chen D14/223
 D809,487 S * 2/2018 Lee D14/223
 D822,646 S * 7/2018 Dang D14/223
 D841,626 S * 2/2019 Tang D14/223
 D843,354 S * 3/2019 Kumano D14/223
 D845,932 S * 4/2019 Lu D14/223
 D852,171 S * 6/2019 Cai D14/218
 D852,783 S * 7/2019 Hueber D14/223

D852,784 S * 7/2019 Cramer H04R 1/1008
 D14/223
 D864,919 S * 10/2019 Bonahoom D14/223
 D866,530 S * 11/2019 Birger D14/223
 D871,376 S * 12/2019 Zhou D14/223
 D872,064 S * 1/2020 Cai D14/223
 D873,248 S * 1/2020 Weicheng D14/223
 D873,805 S * 1/2020 Yang D14/223
 D876,398 S * 2/2020 Cai D14/223
 D877,720 S * 3/2020 Madramotoo D14/223
 D883,261 S * 5/2020 Zhang D14/223
 D883,262 S * 5/2020 Wu D14/223
 D887,395 S * 6/2020 Wang D14/223
 10,692,482 B2 * 6/2020 Zhu H04R 1/1016
 10,715,905 B2 * 7/2020 Wen H04R 1/1083
 2011/0142276 A1 * 6/2011 Uchida H04R 1/1075
 381/370
 2014/0064548 A1 * 3/2014 Chu H04R 1/1091
 381/380
 2014/0176699 A1 * 6/2014 Wang H04N 5/23238
 348/118
 2014/0205125 A1 * 7/2014 Triato H04R 1/1066
 381/330
 2017/0094384 A1 * 3/2017 Trainer H04R 1/105

* cited by examiner

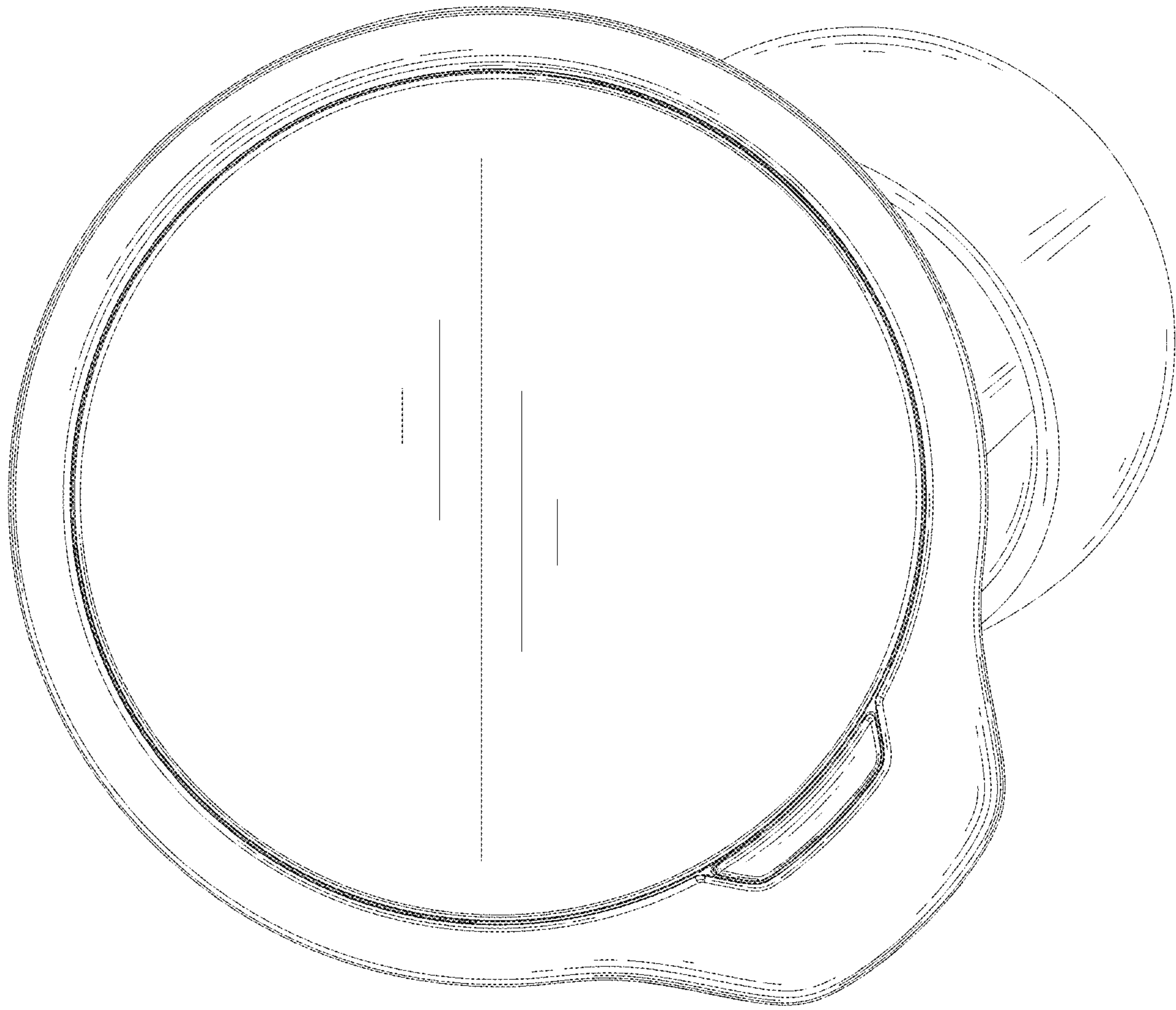


FIG. 1

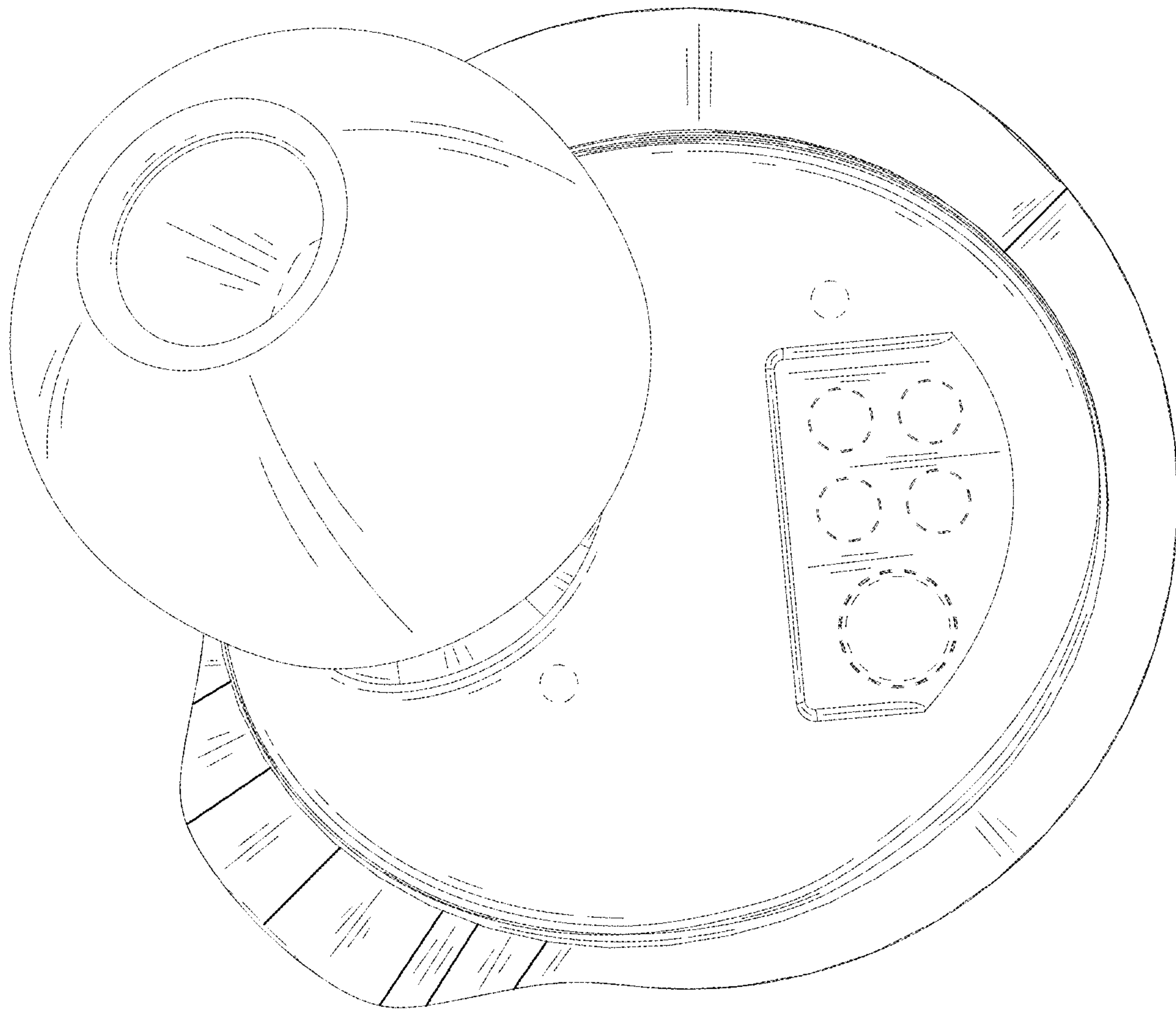


FIG. 2

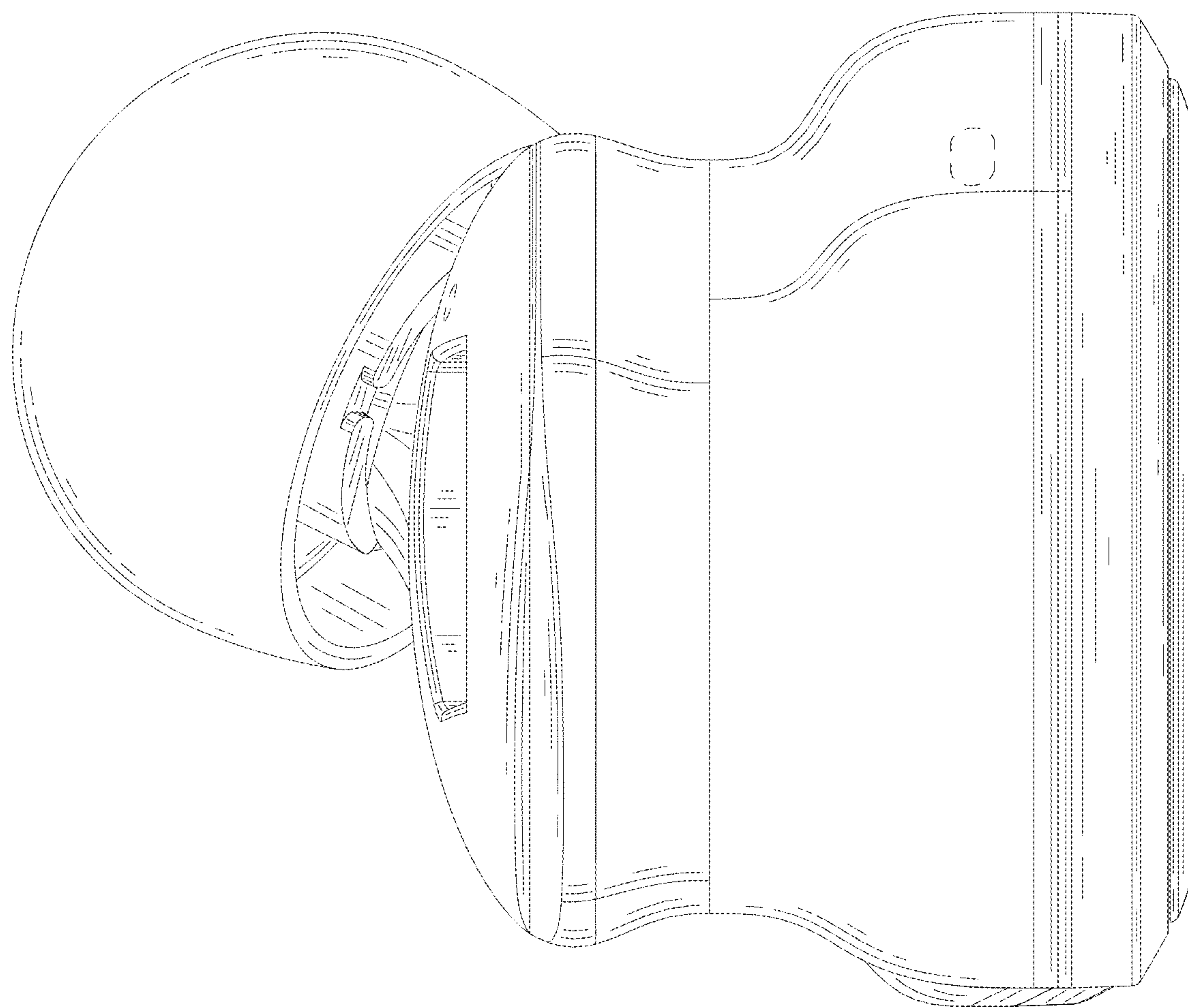


FIG. 3

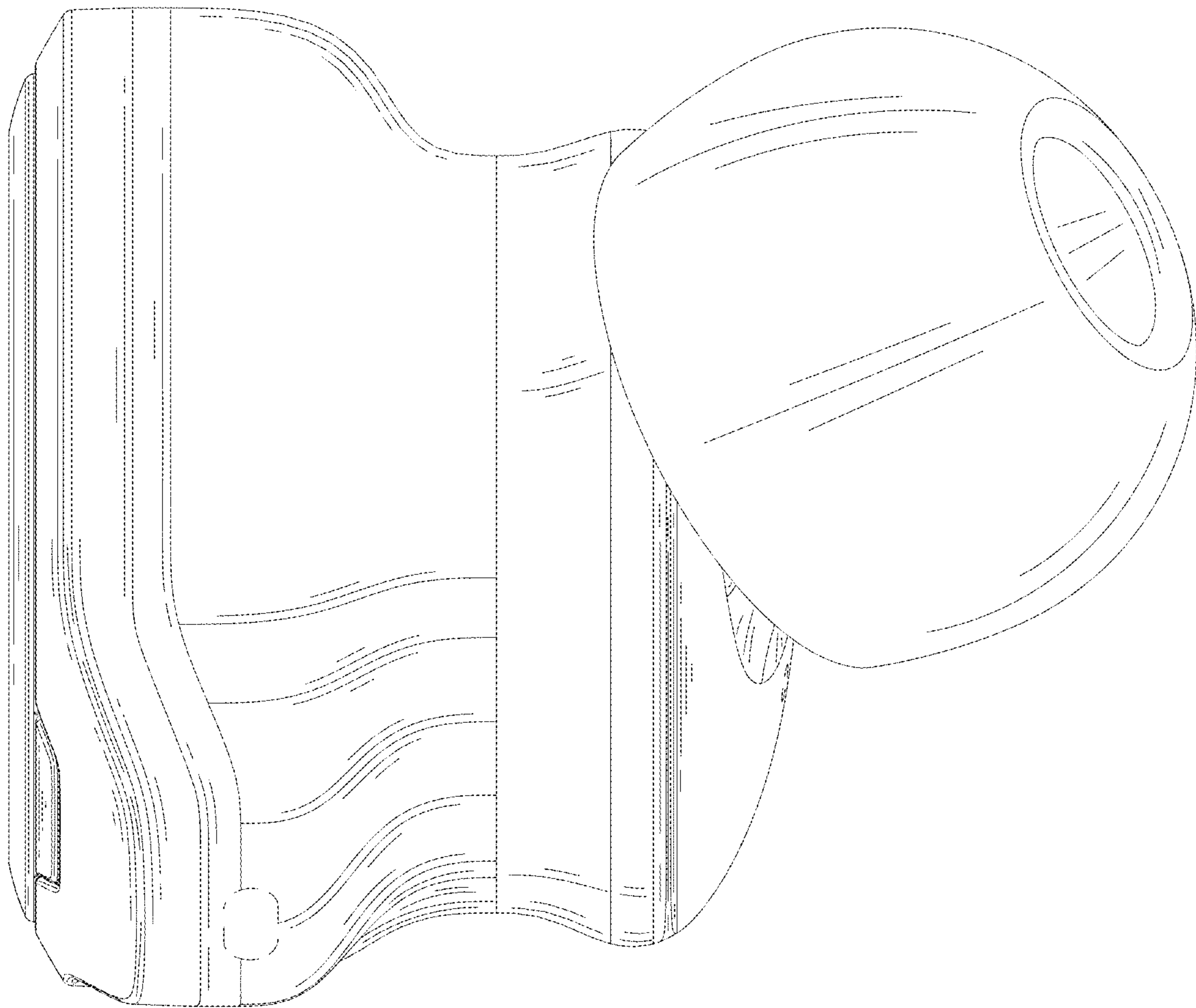


FIG. 4

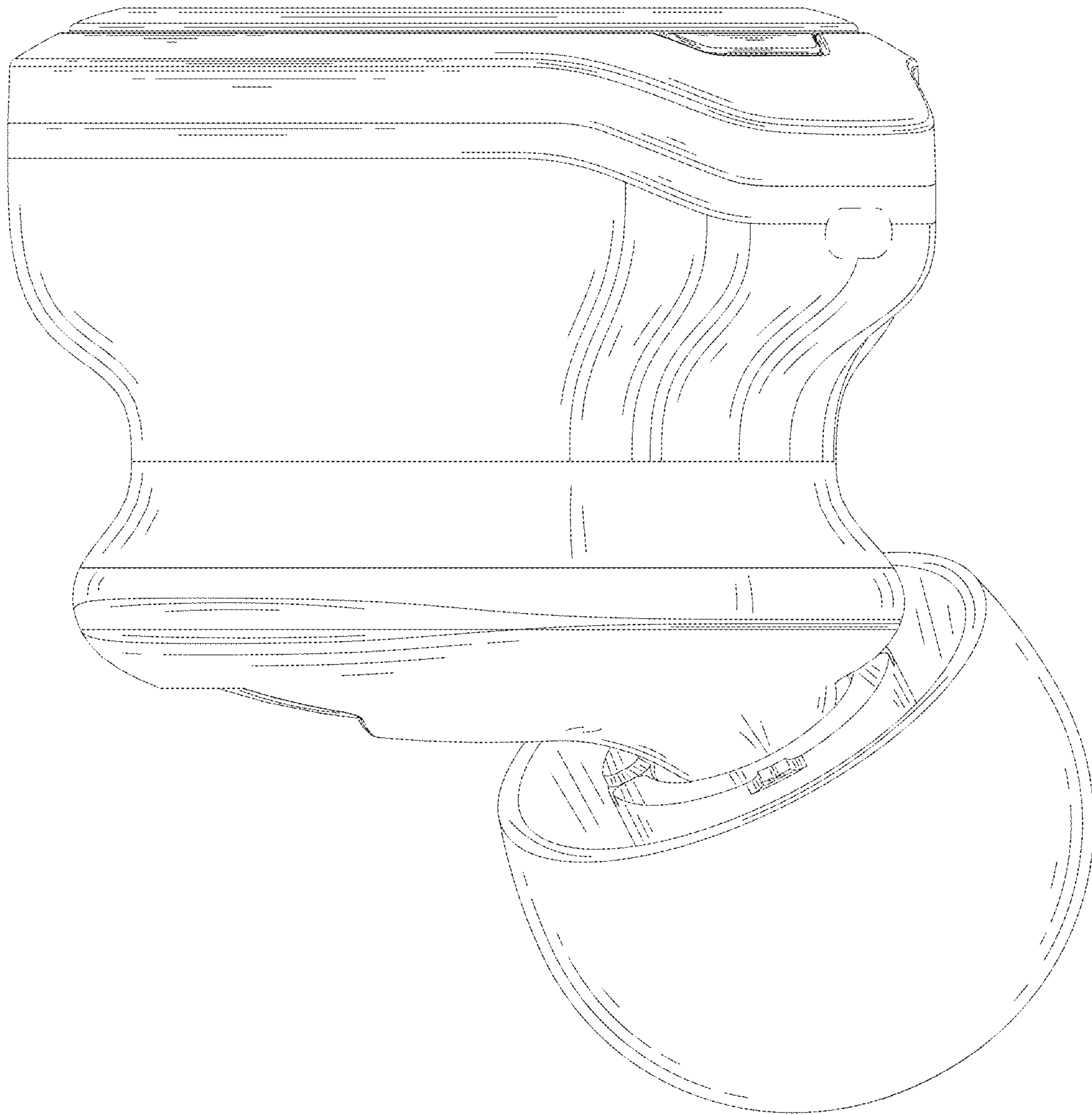


FIG. 5

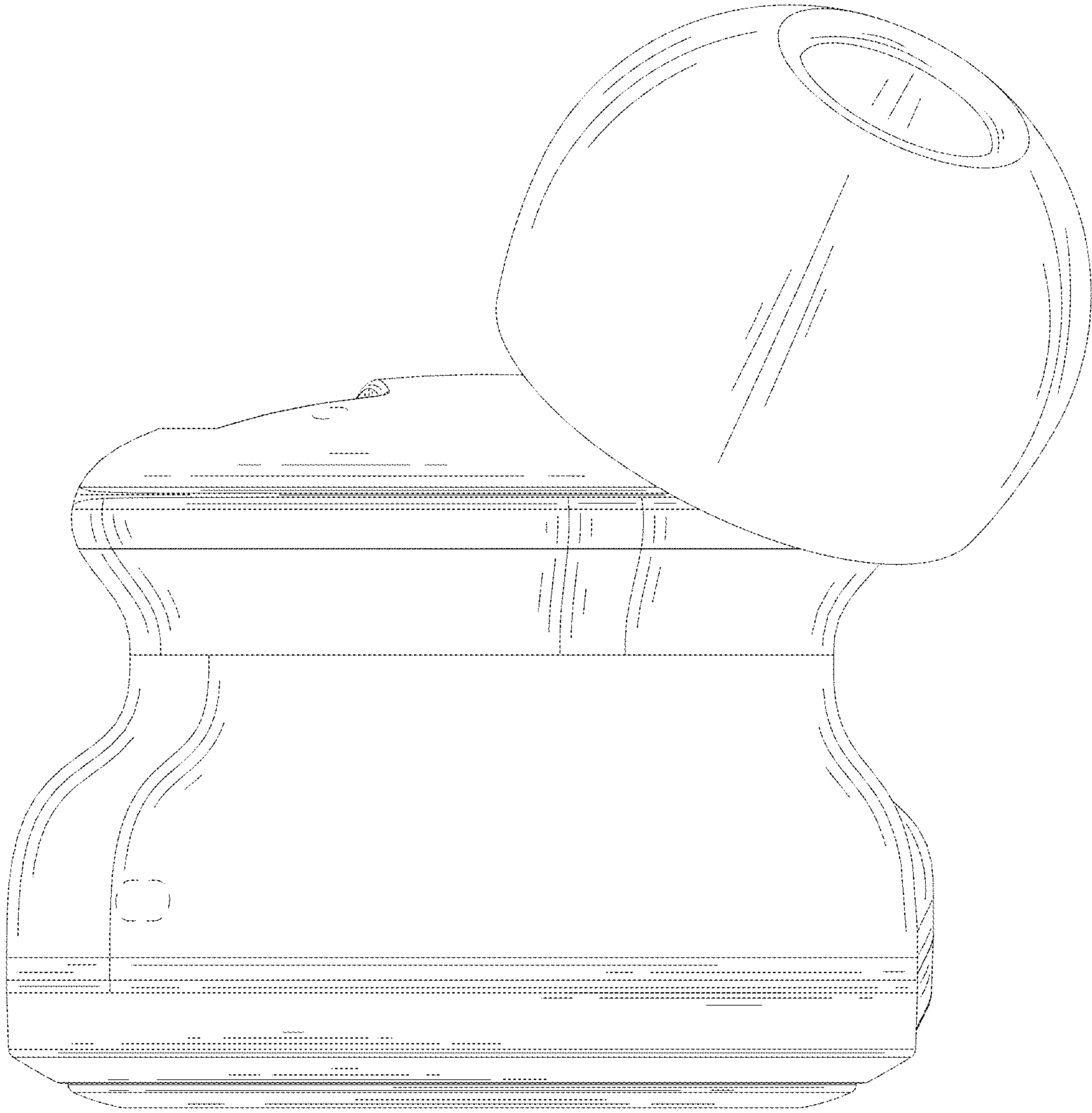


FIG. 6

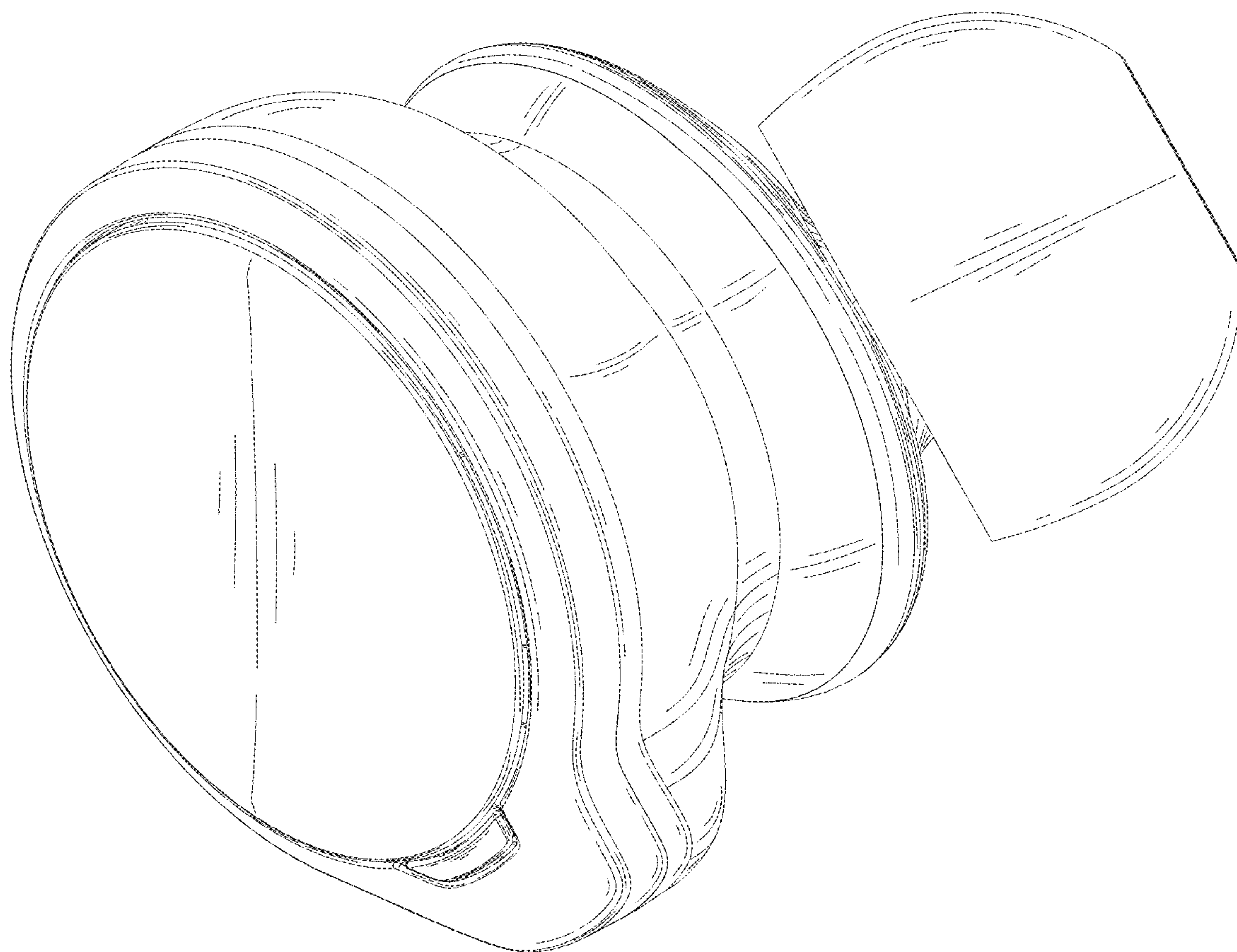


FIG. 7

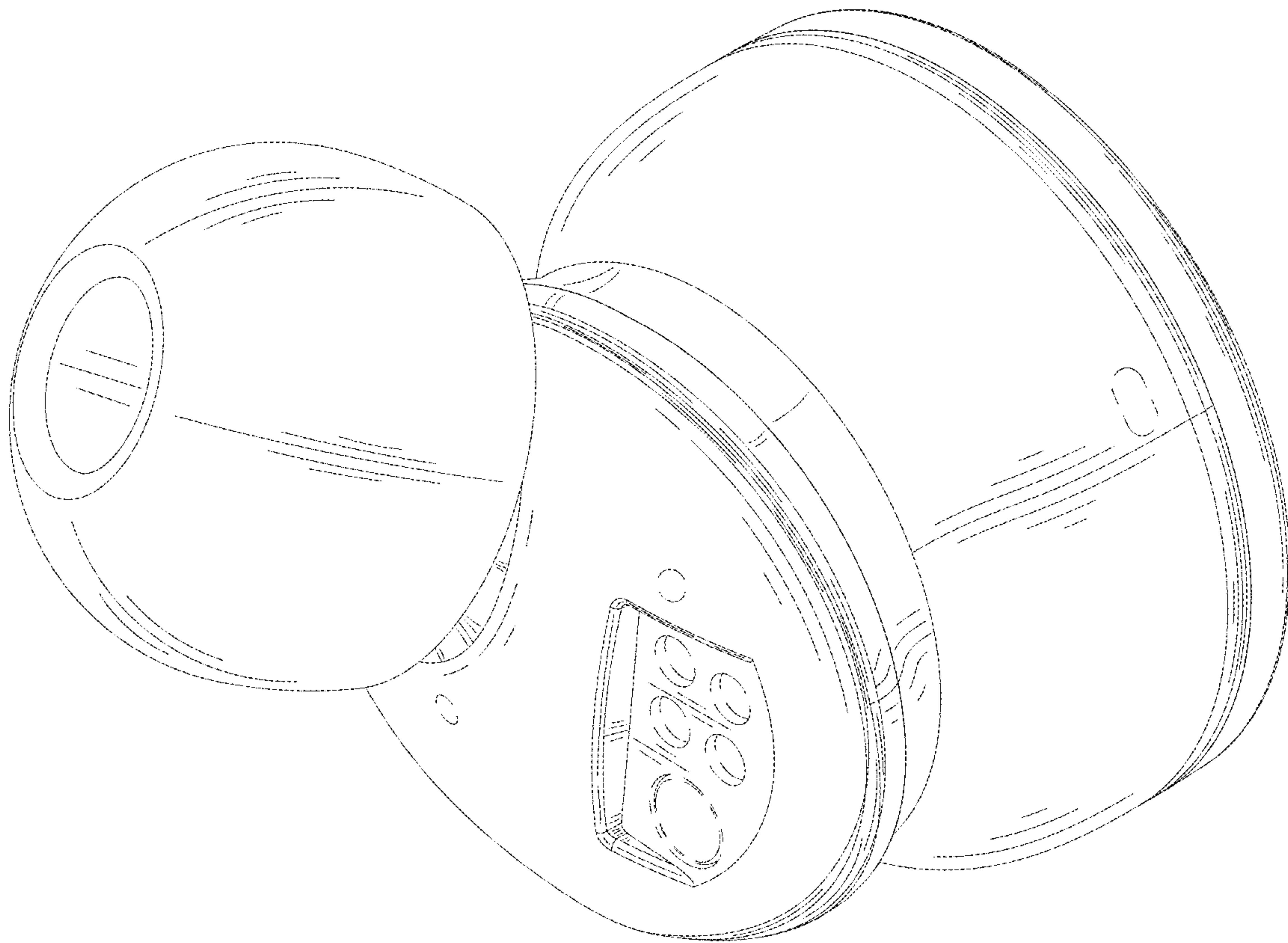


FIG. 8