



US00D896189S

(12) **United States Design Patent** (10) **Patent No.:** **US D896,189 S**
Zhou (45) **Date of Patent:** **** Sep. 15, 2020**

(54) **REMOTE CONTROL**

(71) Applicant: **Ningbo Richen Electrical Appliance Co., Ltd.**, Beilun (CN)

(72) Inventor: **Wei Zhou**, Beilun (CN)

(73) Assignee: **Ningbo Richen Electrical Appliance Co., Ltd.** (CN)

(**) Term: **15 Years**

(21) Appl. No.: **29/698,478**

(22) Filed: **Jul. 17, 2019**

Related U.S. Application Data

(62) Division of application No. 29/644,976, filed on Apr. 23, 2018, now Pat. No. Des. 863,235.

Foreign Application Priority Data

Oct. 23, 2017 (EM) 004417459-0001
Oct. 23, 2017 (EM) 004417459-0002

(51) **LOC (12) Cl.** **14-03**

(52) **U.S. Cl.**
USPC **D13/168**

(58) **Field of Classification Search**
USPC D13/168; D14/218
CPC H03J 1/0025; H03J 9/00; H03J 9/02; H03J 9/04; H03J 9/06; H01H 9/0235; H04B 1/202; G05B 11/01; G05B 2219/2642; G08C 17/00; G08C 17/02; G08C 19/28; G08C 23/04; G08C 2201/20; G08C 2201/30; G08C 2201/33; G08C 2201/40; G08C 2201/91; G08C 2201/92; F24F 11/0012; F24F 11/0009; F24F 2011/0068

See application file for complete search history.

(56) **References Cited**

U.S. PATENT DOCUMENTS

D583,363 S	12/2008	Song	
D615,965 S	5/2010	Yokota	
D625,276 S	10/2010	Won	
D632,264 S	2/2011	Choi	
D634,715 S	3/2011	Choi	
D665,779 S	8/2012	Olufemi	
D680,084 S	4/2013	McDonald	
D682,795 S	5/2013	McDonald	
D692,417 S	10/2013	Tu	
D708,589 S	7/2014	Kosuge	
D714,740 S	10/2014	Corsini	
D863,235 S *	10/2019	Zhou	D13/168

* cited by examiner

Primary Examiner — Selina Sikder

(74) *Attorney, Agent, or Firm* — Keusey & Associates, P.C.

(57) **CLAIM**

I claim the ornamental design for a remote control, as shown and described.

DESCRIPTION

FIG. 1 is a top, front, left side perspective view of my new design of a remote control.
FIG. 2 is a top, rear, right side perspective view thereof.
FIG. 3 is a front elevational view thereof.
FIG. 4 is a rear elevational view thereof.
FIG. 5 is a top plan view thereof.
FIG. 6 is a bottom plan view thereof; and,
FIG. 7 is a right side elevational view thereof, the left side elevational view being a mirror image thereof.

1 Claim, 3 Drawing Sheets

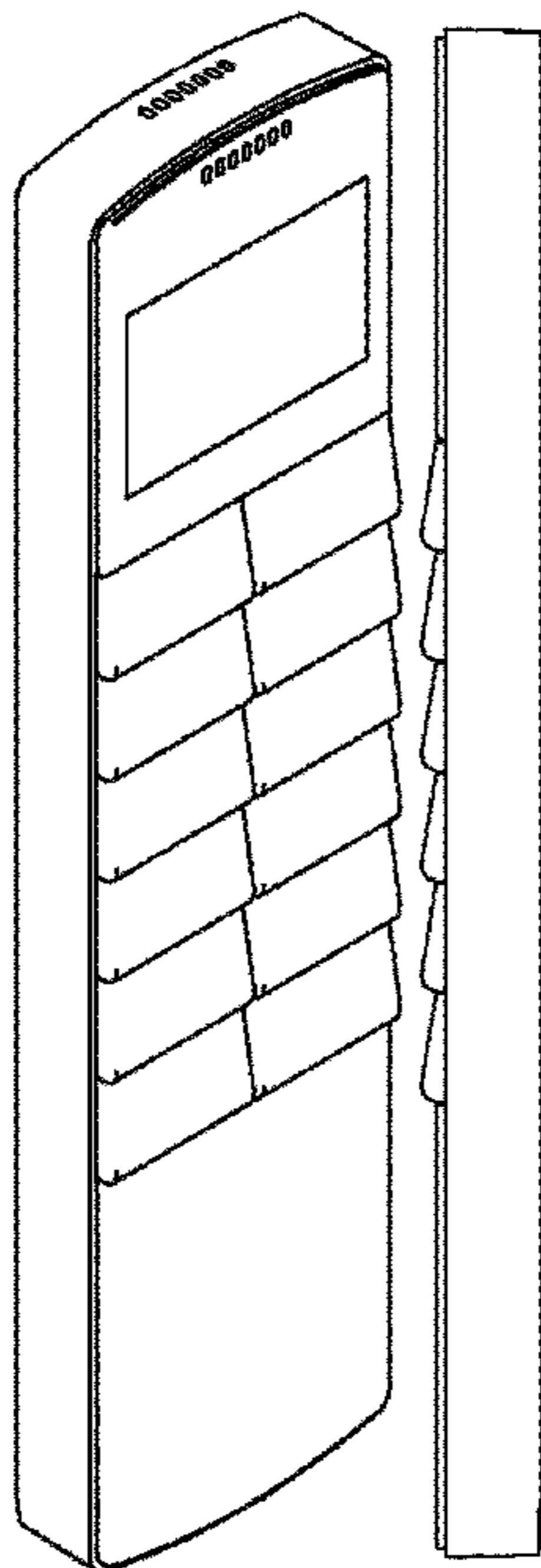


FIG. 1

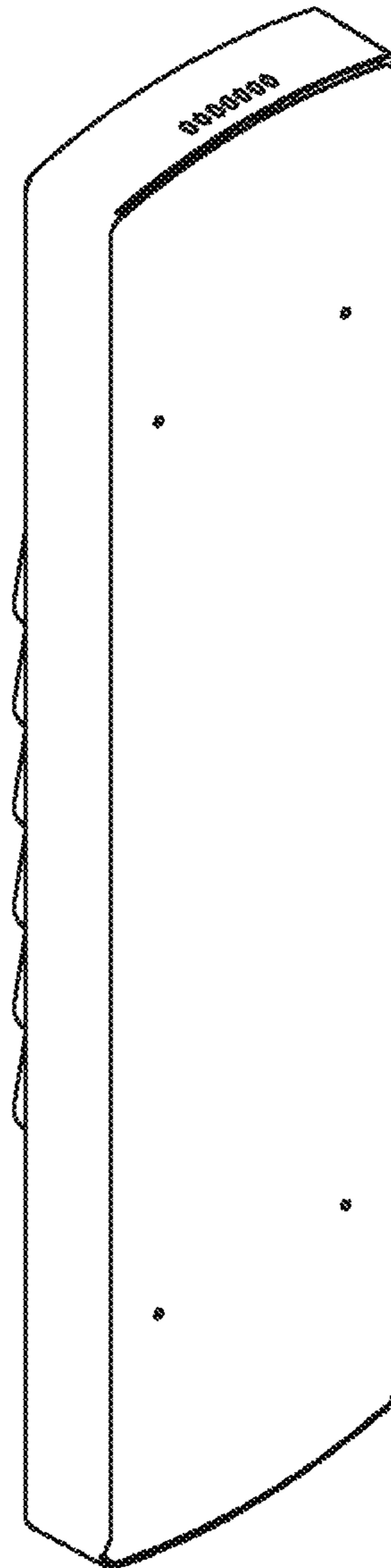
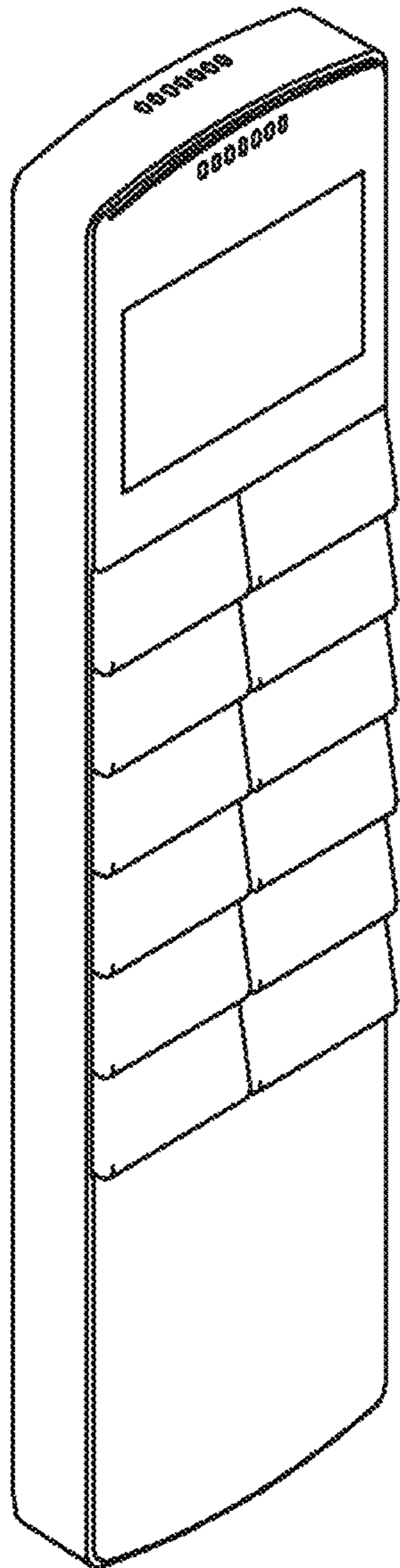


FIG. 2

FIG. 3


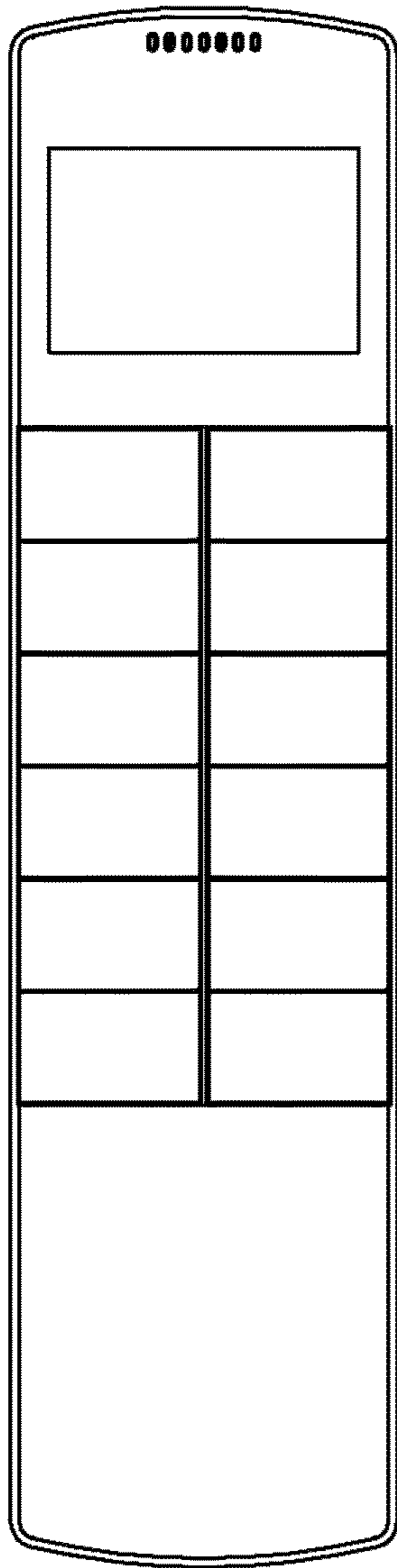


FIG. 4

FIG. 5

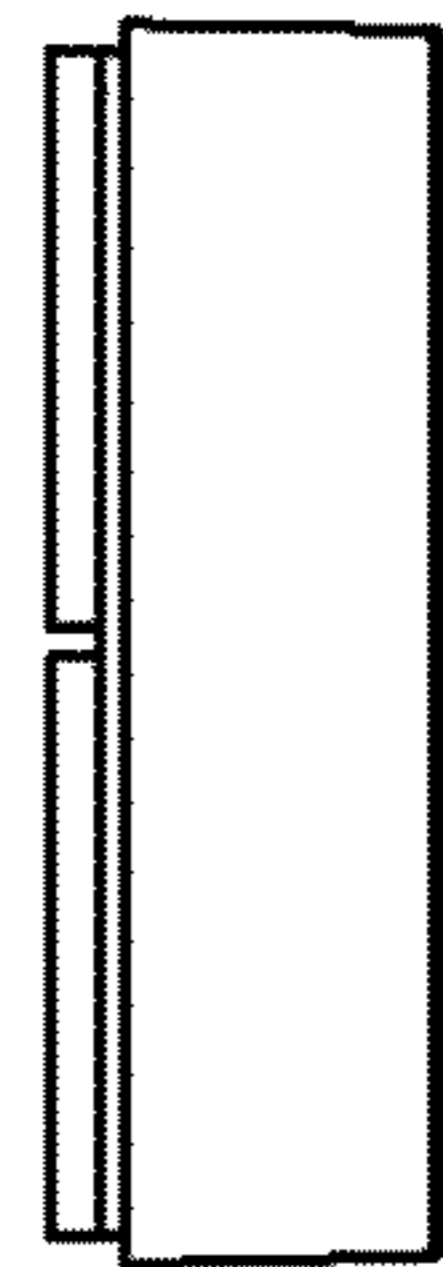
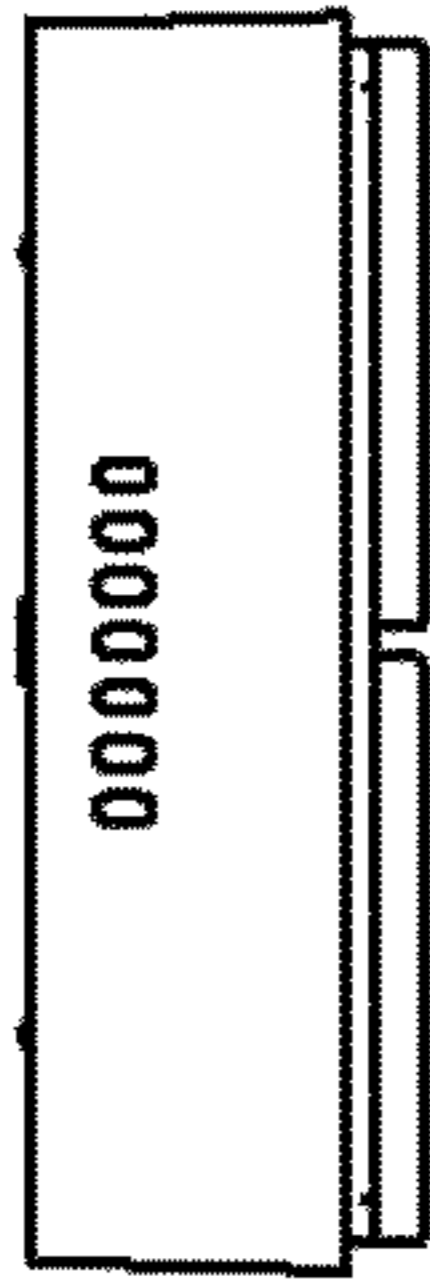


FIG. 6

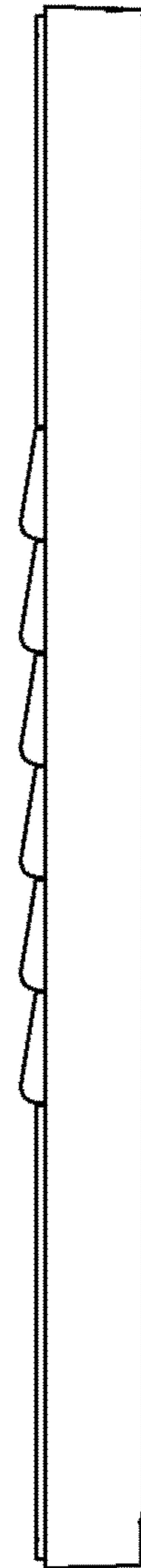


FIG. 7