

US00D896184S

(12) **United States Design Patent**
Murphy et al.

(10) **Patent No.:** **US D896,184 S**

(45) **Date of Patent:** **** Sep. 15, 2020**

(54) **BUSBAR**

(71) Applicant: **Transportation IP Holdings, LLC,**
Norwalk, CT (US)

(72) Inventors: **Mark Allen Murphy,** Erie, PA (US);
Jeffrey John Wolff, Girard, PA (US);
Jason Daniel Kuttenkuler, Wattsburg,
PA (US); **Henry Todd Young,** Erie, PA
(US)

(73) Assignee: **Transportation IP Holdings, LLC,**
Norwalk, CT (US)

(**) Term: **15 Years**

(21) Appl. No.: **29/658,897**

(22) Filed: **Aug. 3, 2018**

Related U.S. Application Data

(62) Division of application No. 29/609,759, filed on Jul.
5, 2017, now Pat. No. Des. 827,582.

(51) **LOC (12) Cl.** **13-03**

(52) **U.S. Cl.**
USPC **D13/147; D13/154**

(58) **Field of Classification Search**
USPC D13/103, 107, 108, 110, 112, 118, 120,
D13/123, 133, 137.1, 145-147, 149-156,
D13/158, 173, 177, 184, 199, 242;
D14/240, 242, 433, 434, 435.1, 438;
D26/129; D10/104.1
CPC ... H02B 1/20; H02B 1/21; H02B 1/22; H02G
5/00; H02G 5/007; H02G 5/04; H02G
5/06; H02P 27/06; H02M 7/00; H02M
7/44; B60R 16/02; B60R 16/03
See application file for complete search history.

(56) **References Cited**

U.S. PATENT DOCUMENTS

D742,328 S * 11/2015 Murphy D13/147
D743,898 S * 11/2015 Murphy D13/147

D743,902 S * 11/2015 Murphy D13/147
D743,910 S * 11/2015 Murphy D13/147
D743,911 S * 11/2015 Murphy D13/147
D743,912 S * 11/2015 Murphy D13/147
D757,655 S * 5/2016 Murphy D13/147
D760,655 S * 7/2016 Murphy D13/147
D760,656 S * 7/2016 Murphy D13/147
D760,658 S * 7/2016 Perlaguri D13/147
D760,662 S * 7/2016 Murphy D13/147
D760,663 S * 7/2016 Krivonak D13/147
D760,664 S * 7/2016 Murphy D13/147

(Continued)

OTHER PUBLICATIONS

Platt. Eaton B-Line BLISB477 Wall Mount Bus Bar. No date
specified. <https://www.platt.com/platt-electric-supply/Ground-Connections-Busbars/Eaton-B-Line/BLISB477/product.aspx?zpid=324400> (Year: 0).*

Primary Examiner — Darcey E Gottschalk
(74) *Attorney, Agent, or Firm* — McCoy Russell LLP

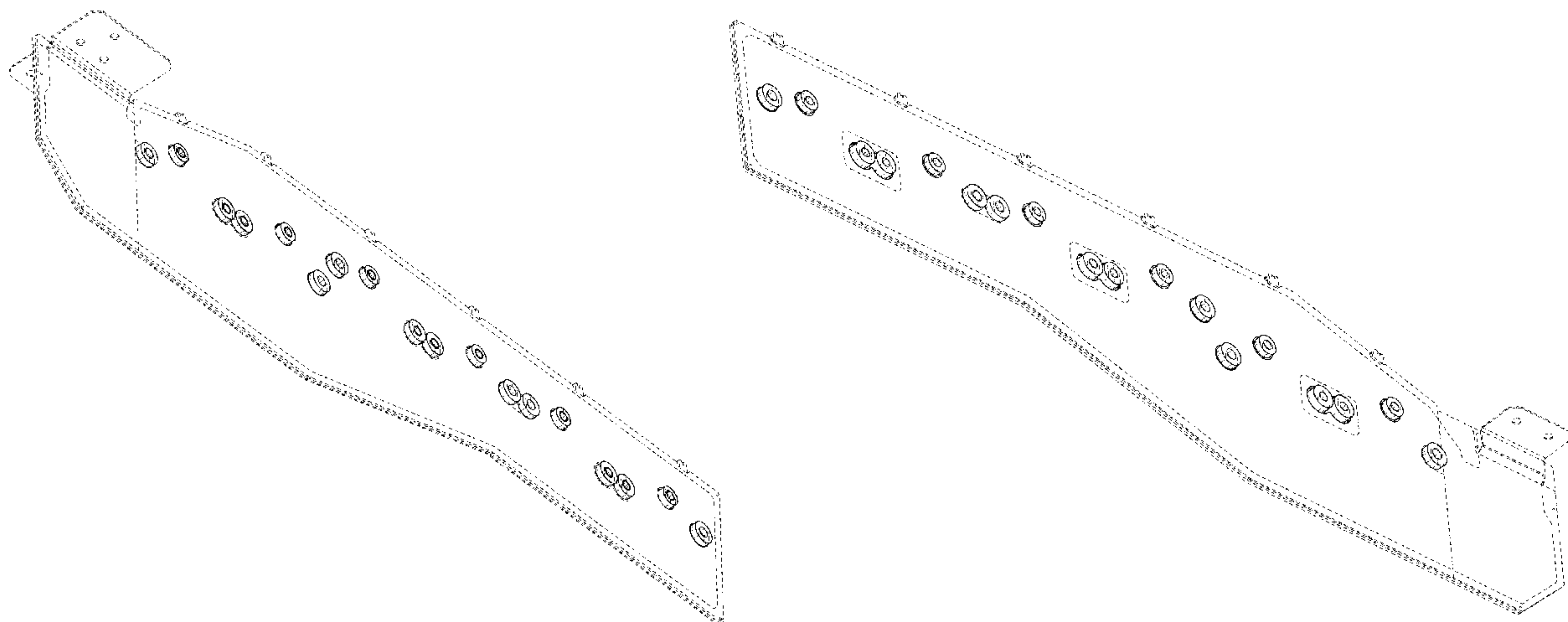
(57) **CLAIM**

The ornamental design for a busbar, as shown and described.

DESCRIPTION

FIG. 1 is a perspective view of a busbar showing our new
design;
FIG. 2 is an additional perspective view thereof;
FIG. 3 is a front view thereof;
FIG. 4 is a rear view thereof;
FIG. 5 is a side view thereof;
FIG. 6 is an opposite side view thereof;
FIG. 7 is a top plan view thereof; and,
FIG. 8 is a bottom plan view thereof.
The broken line portion of the drawings is included to show
unclaimed subject matter only and forms no part of the
claimed design.

1 Claim, 5 Drawing Sheets



(56)

References Cited

U.S. PATENT DOCUMENTS

D763,195	S *	8/2016	Murphy	D13/147
D783,540	S *	4/2017	Murphy	D13/147
D784,264	S *	4/2017	Murphy	D13/147
D784,932	S *	4/2017	Murphy	D13/147
D798,821	S *	10/2017	Murphy	D13/147
D806,039	S *	12/2017	Perlaguri	D13/147
D827,582	S *	9/2018	Murphy	D13/147
D834,529	S *	11/2018	Murphy	D13/154
D834,530	S *	11/2018	Perlaguri	D13/154
10,170,901	B2 *	1/2019	Lynam	H02B 1/20
D883,229	S *	5/2020	Murphy	D13/154
2011/0151315	A1 *	6/2011	Masson	H01M 2/1077
					429/159
2019/0372473	A1 *	12/2019	Young	H02M 7/003

* cited by examiner

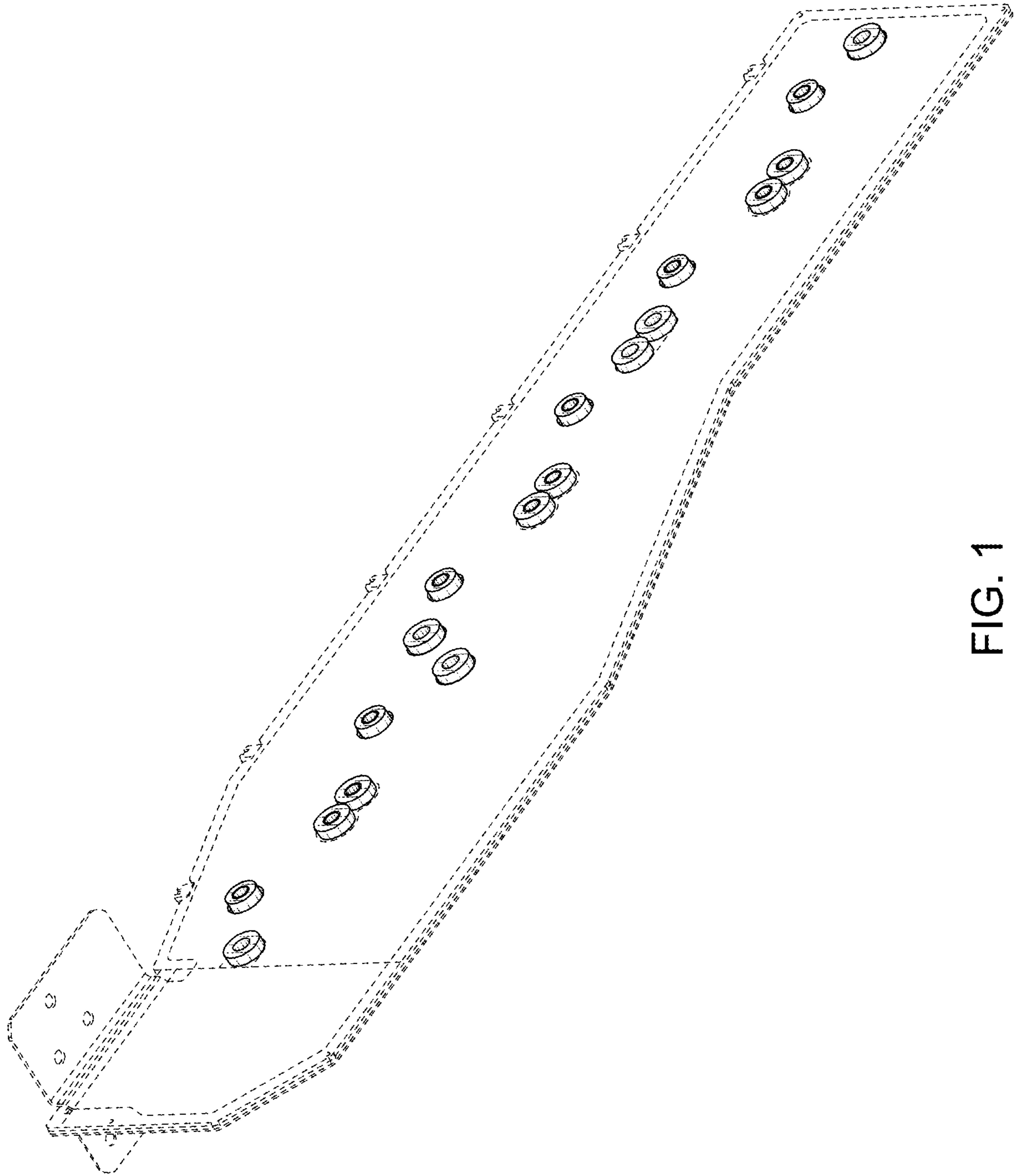


FIG. 1

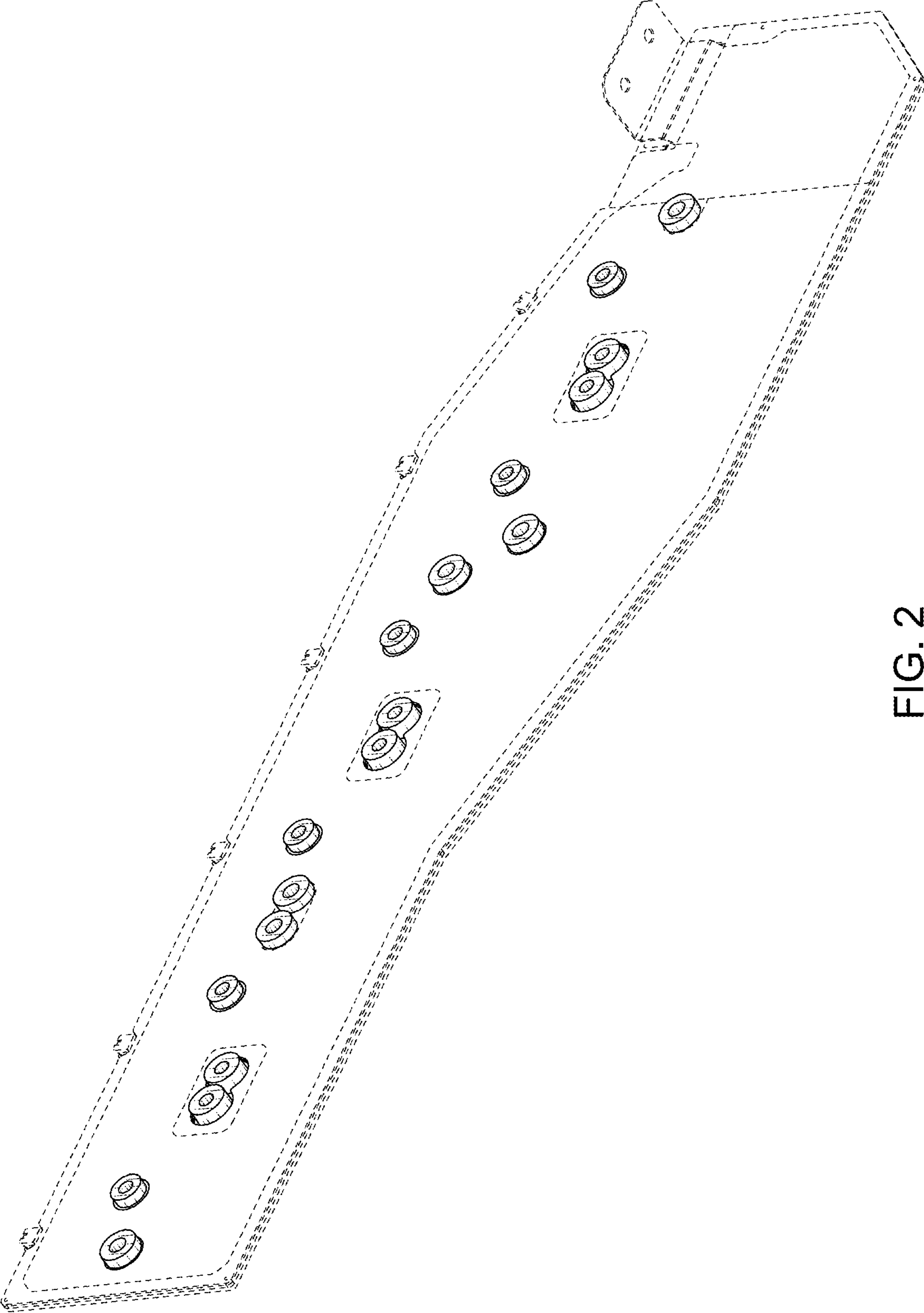


FIG. 2

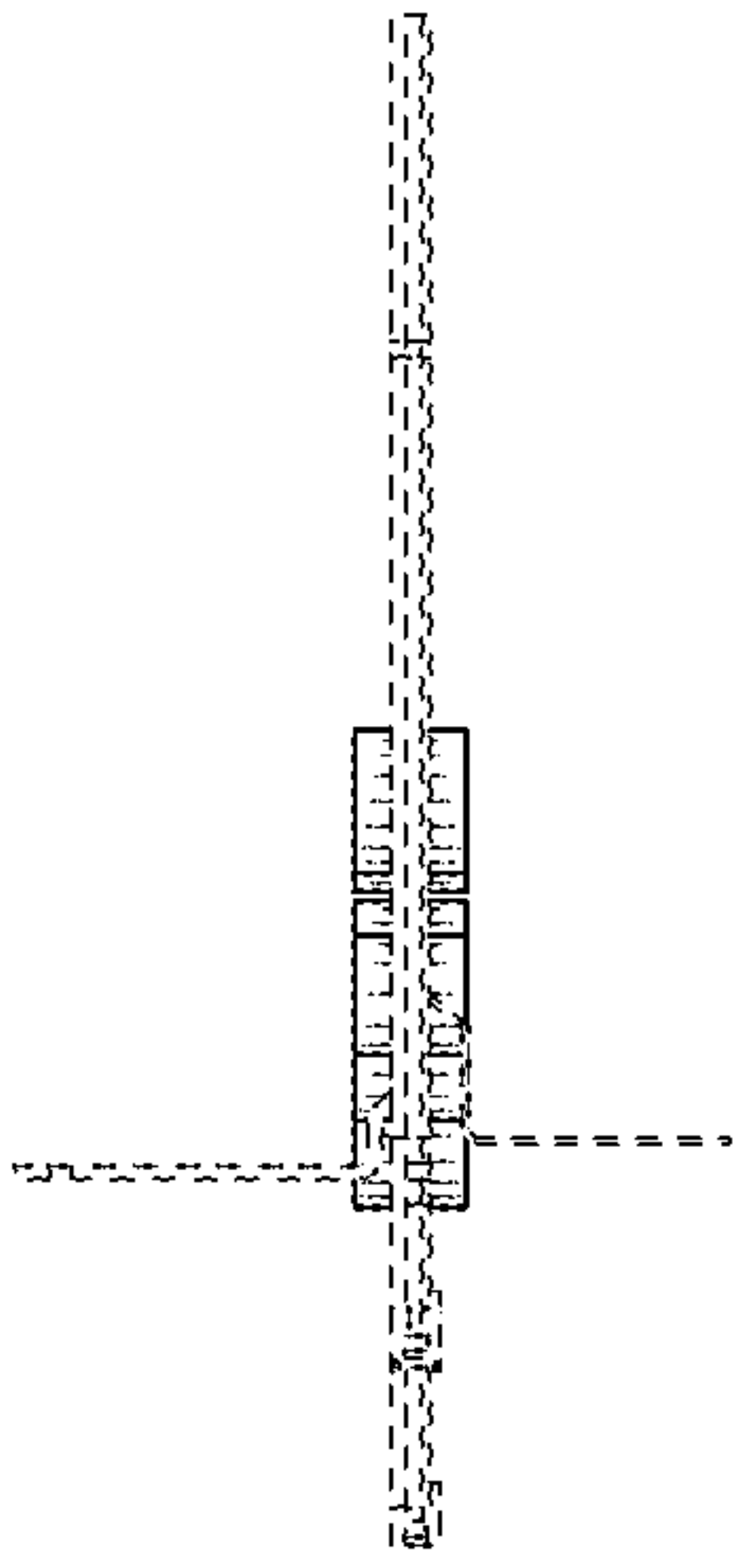


FIG. 3

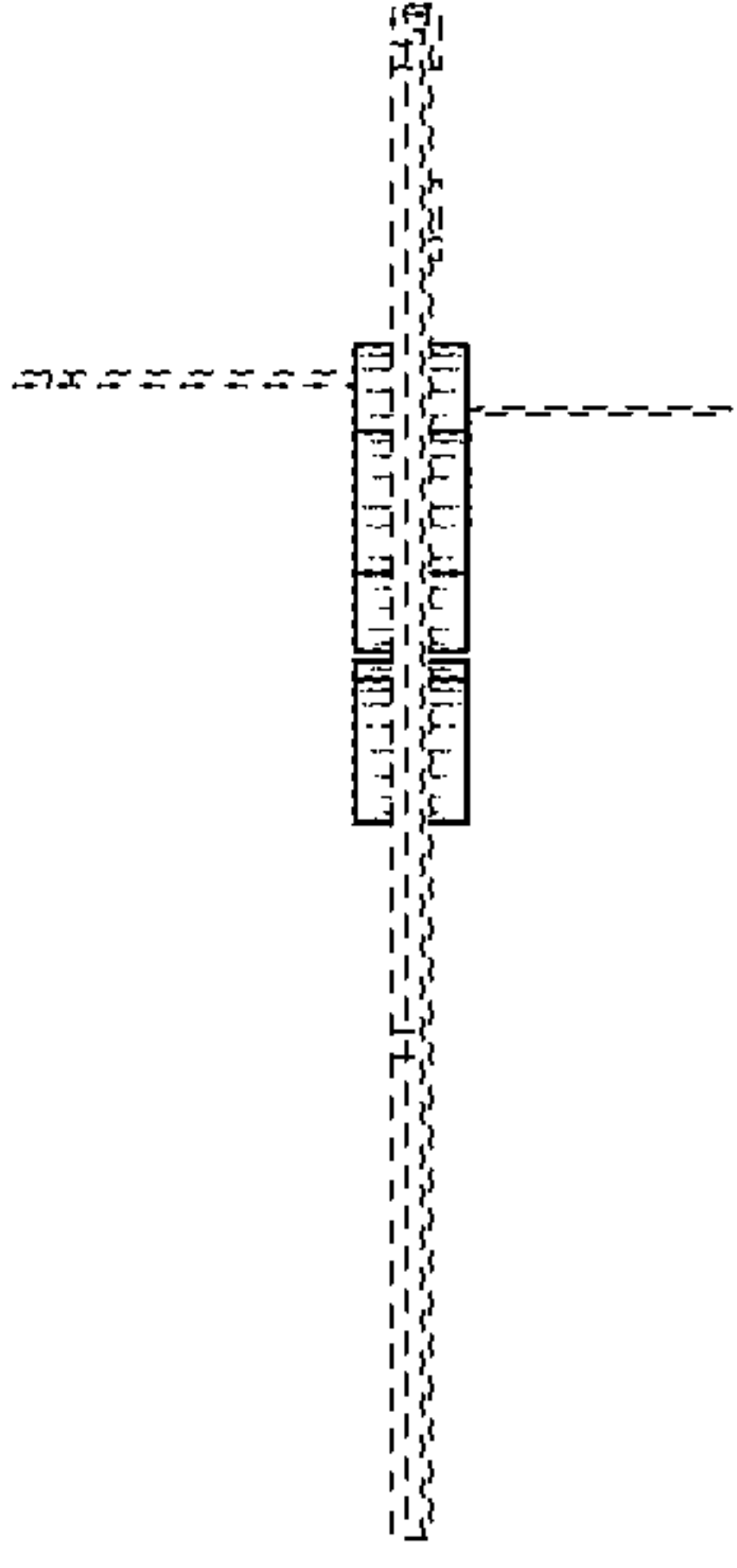


FIG. 4

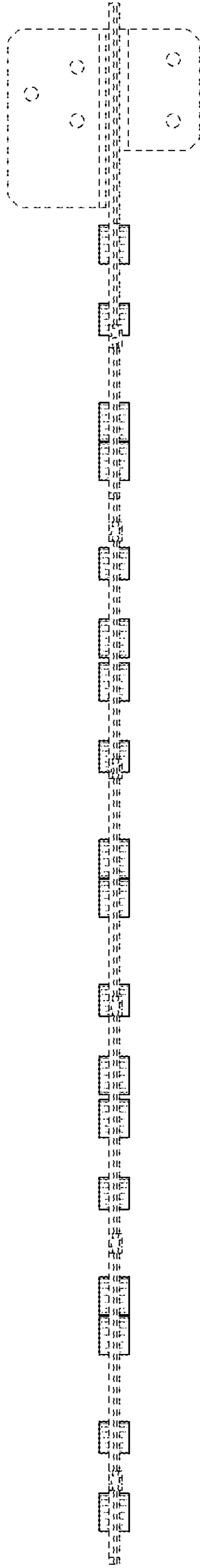


FIG. 5

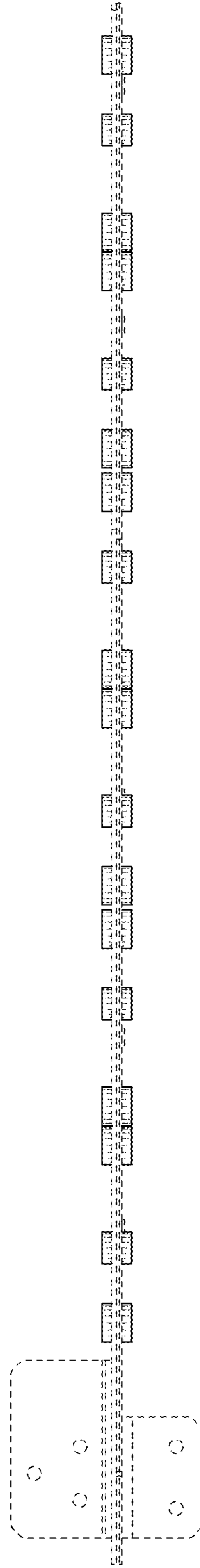


FIG. 6

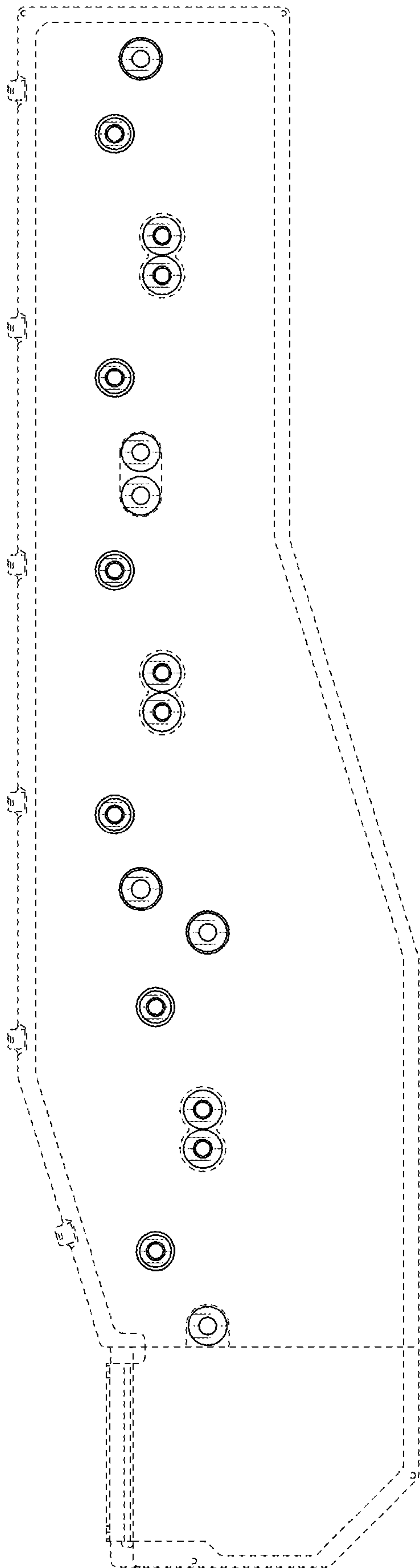


FIG. 7

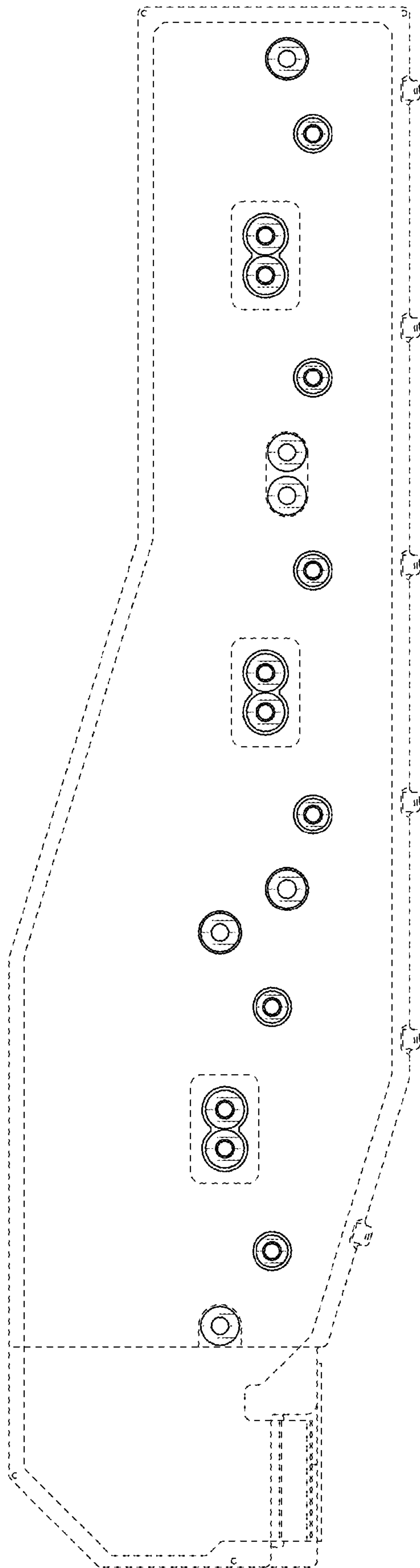


FIG. 8