



US00D896167S

(12) **United States Design Patent** (10) **Patent No.:** **US D896,167 S**
Zhou et al. (45) **Date of Patent:** **** *Sep. 15, 2020**

- (54) **SOLAR MODULE**
- (71) Applicant: **The Solaria Corporation**, Fremont, CA (US)
- (72) Inventors: **Lisong Zhou**, Fremont, CA (US);
Huaming Zhou, Wuxi Jiangsu (CN)
- (73) Assignee: **The Solaria Corporation**, Fremont, CA (US)
- (*) Notice: This patent is subject to a terminal disclaimer.
- (**) Term: **15 Years**
- (21) Appl. No.: **29/667,973**
- (22) Filed: **Oct. 26, 2018**

4,617,421 A	10/1986	Nath et al.
4,877,460 A	10/1989	Floedl
5,096,505 A	3/1992	Fraas et al.
5,547,516 A	8/1996	Luch
5,575,861 A	11/1996	Younan et al.
5,735,966 A	4/1998	Luch
6,232,545 B1	5/2001	Samaras et al.
6,414,235 B1	7/2002	Luch
6,459,032 B1	10/2002	Luch
D524,727 S *	7/2006	Yamashita D13/102
D543,501 S *	5/2007	Yamashita D13/102

(Continued)

FOREIGN PATENT DOCUMENTS

CN	102655030 A	9/2012
CN	202977481 U	6/2013

(Continued)

Primary Examiner — Susan Bennett Hattan
Assistant Examiner — Suzanne E Tisdell

Related U.S. Application Data

- (62) Division of application No. 29/622,257, filed on Oct. 16, 2017, now Pat. No. Des. 837,142.
- (51) **LOC (12) Cl.** **13-02**
- (52) **U.S. Cl.**
USPC **D13/102**
- (58) **Field of Classification Search**
USPC D13/101, 102, 103, 118, 119, 184, 199;
D14/441, 447, 451
CPC H02S 20/20; H02S 20/24; H02S 20/30;
H02S 30/10; H02S 40/36; Y02B 10/12;
Y02B 10/20
See application file for complete search history.

(57) **CLAIM**

The ornamental design for a solar module, as shown and described.

DESCRIPTION


FIG. 1 is a top perspective view of a solar module, according to an embodiment of the design;
 FIG. 2 is a top view of the solar module, according to the embodiment of FIG. 1 of the design;
 FIG. 3 is a bottom view of a solar module of all embodiments of the present design;
 FIG. 4 is a left side view of a solar module according to all embodiments of the present design;
 FIG. 5 is a right side view of a solar module according to all embodiments of the present design;
 FIG. 6 is a front side view of a solar module according to all embodiments of the present design; and,
 FIG. 7 is a back side view of a solar module according to all embodiments of the present design.

1 Claim, 3 Drawing Sheets

(56) **References Cited**

U.S. PATENT DOCUMENTS

3,340,096 A	9/1967	Mann et al.
3,769,091 A	10/1973	Leinkram et al.
3,811,181 A	5/1974	Leinkram et al.
3,837,924 A	9/1974	Baron
4,040,867 A	8/1977	Forestieri et al.



(56)

References Cited

U.S. PATENT DOCUMENTS

D616,359 S 5/2010 Adriani
 7,732,243 B2 6/2010 Luch
 7,740,497 B2 6/2010 Nightingale
 7,898,053 B2 3/2011 Luch
 7,898,054 B2 3/2011 Luch
 7,989,692 B2 8/2011 Luch
 7,989,693 B2 8/2011 Luch
 8,007,306 B2 8/2011 Nightingale et al.
 8,033,857 B2 10/2011 Nightingale et al.
 8,198,696 B2 6/2012 Luch
 8,205,400 B2* 6/2012 Allen H01L 31/048
 136/244
 8,242,351 B2 8/2012 Gibson et al.
 D684,112 S* 6/2013 Fallon D13/102
 8,563,848 B1 10/2013 Wen et al.
 D694,175 S 11/2013 Kannou et al.
 D696,186 S 12/2013 Kannou et al.
 8,607,510 B2* 12/2013 Daniels E04D 1/30
 126/622
 D699,176 S 2/2014 Salomon et al.
 D719,909 S* 12/2014 Iwasaki D13/102
 9,082,913 B2* 7/2015 Karpovich H01L 31/048
 9,156,568 B1* 10/2015 Spence B64G 1/222
 D750,556 S* 3/2016 Morad D13/102
 9,281,777 B1* 3/2016 Borgstrom F16M 11/38
 D762,163 S 7/2016 Parilla et al.
 9,394,693 B2* 7/2016 Daniels H02S 20/25
 D763,787 S 8/2016 Parilla et al.
 D767,484 S* 9/2016 Morad D13/102
 D778,234 S* 2/2017 Cheung D13/102
 D781,230 S 3/2017 Gibson et al.
 D784,254 S 4/2017 Parilla et al.
 D788,027 S 5/2017 Gibson et al.
 D814,402 S* 4/2018 Cheung D13/102
 D817,265 S* 5/2018 Liu D13/102
 D823,237 S* 7/2018 Albright D13/102
 D830,296 S* 10/2018 Liu D13/102
 D832,203 S* 10/2018 Caswell D13/102
 10,141,885 B2* 11/2018 Smadja H02S 20/00
 D841,571 S* 2/2019 Zhou D13/102
 D857,624 S* 8/2019 Katov D13/102
 D866,456 S* 11/2019 Negley D13/102
 10,536,108 B2* 1/2020 Goldberg H02S 20/24
 2003/0121228 A1 7/2003 Stoehr et al.
 2007/0235077 A1 10/2007 Nagata et al.
 2008/0011350 A1 1/2008 Luch
 2008/0216887 A1 9/2008 Hacke et al.
 2008/0314433 A1 12/2008 Luch
 2009/0107538 A1 4/2009 Luch
 2009/0120484 A1 5/2009 Nightingale

2009/0293941 A1 12/2009 Luch
 2010/0024881 A1 2/2010 Hacke et al.
 2010/0078058 A1 4/2010 Nightingale et al.
 2010/0108118 A1 5/2010 Luch
 2010/0175743 A1 7/2010 Gonzalez et al.
 2011/0067754 A1 3/2011 Luch
 2011/0126878 A1 6/2011 Hacke et al.
 2011/0168238 A1 7/2011 Metin et al.
 2011/0186104 A1 8/2011 Shugar et al.
 2011/0186107 A1 8/2011 Gibson et al.
 2011/0197947 A1 8/2011 Croft
 2011/0240096 A1 10/2011 Maheshwari
 2011/0315196 A1 12/2011 Gibson et al.
 2012/0031461 A1 2/2012 Luch
 2012/0125391 A1 5/2012 Pinarbasi et al.
 2012/0167945 A1 7/2012 Shugar et al.
 2012/0167946 A1 7/2012 Maheshwari et al.
 2012/0167947 A1 7/2012 Battaglia, Jr. et al.
 2012/0167948 A1 7/2012 Marathe et al.
 2012/0171802 A1 7/2012 Luch et al.
 2012/0204938 A1 8/2012 Hacke et al.
 2012/0211052 A1 8/2012 Marathe et al.
 2012/0318318 A1 12/2012 Metin et al.
 2012/0318319 A1 12/2012 Pinarbasi et al.
 2012/0325282 A1 12/2012 Snow et al.
 2013/0032194 A1 2/2013 Gibson et al.
 2013/0068827 A1 3/2013 Akimoto
 2014/0102502 A1 4/2014 Luch et al.
 2016/0172515 A1 6/2016 Shugar et al.
 2016/0226438 A1 8/2016 Gibson et al.
 2016/0226439 A1 8/2016 Gibson
 2017/0301802 A1 10/2017 Gibson
 2017/0301821 A1 10/2017 Gibson et al.
 2017/0301822 A1 10/2017 Gibson et al.
 2017/0336105 A1 11/2017 Au et al.

FOREIGN PATENT DOCUMENTS

CN 203242643 U 10/2013
 CN 203445139 U 2/2014
 CN 104201227 A 12/2014
 CN 104810412 A 7/2015
 CN 205609546 U 9/2016
 CN 205609547 U 9/2016
 CN 205609548 U 9/2016
 ES 1073379 U 12/2010
 JP 2013140841 A 7/2013
 WO 2012091781 A1 7/2012
 WO 2012091782 A1 7/2012
 WO 2012106003 A1 8/2012
 WO 2014112424 A1 7/2014
 WO 2016123559 A1 8/2016

* cited by examiner

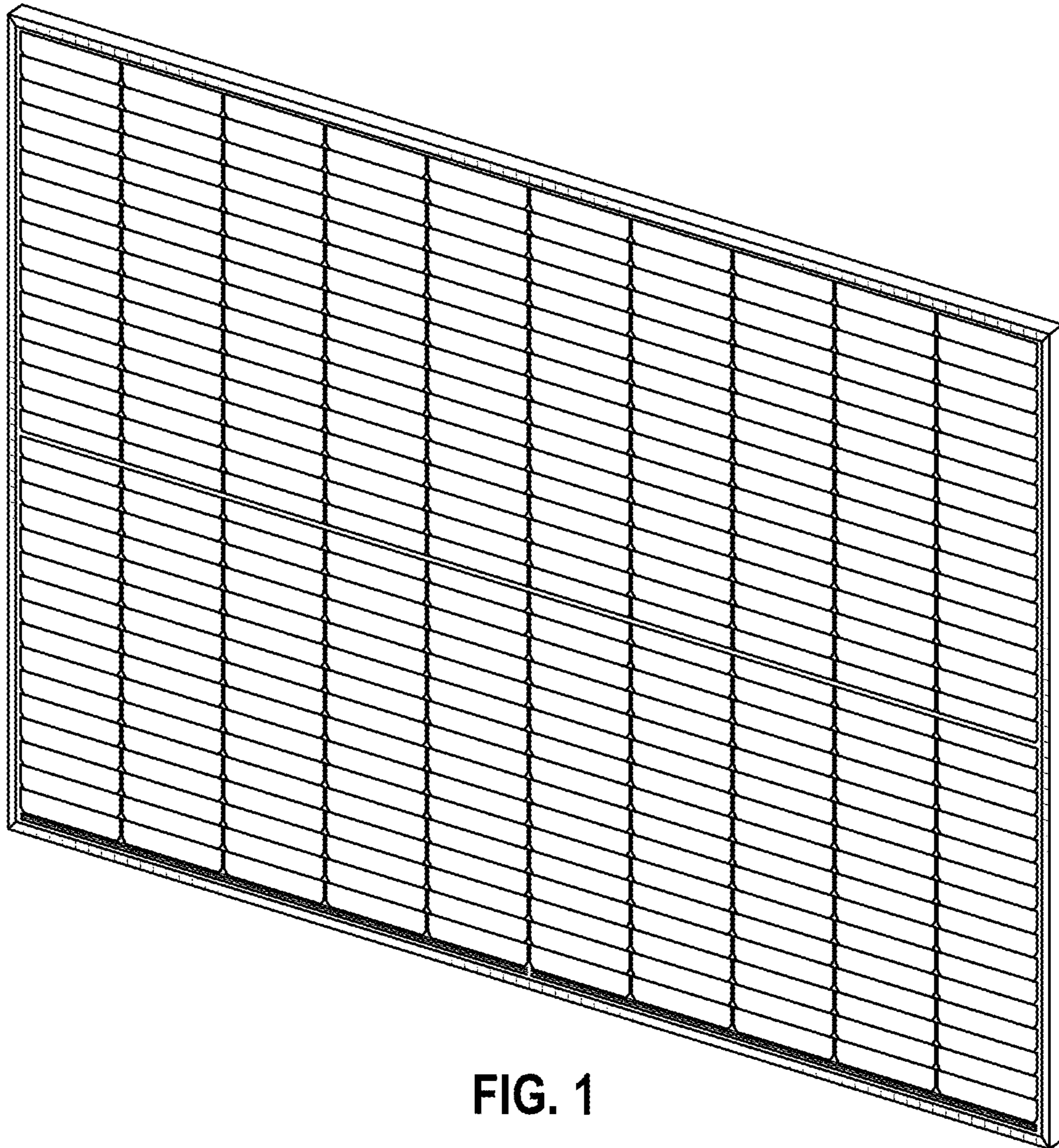


FIG. 1




FIG. 3

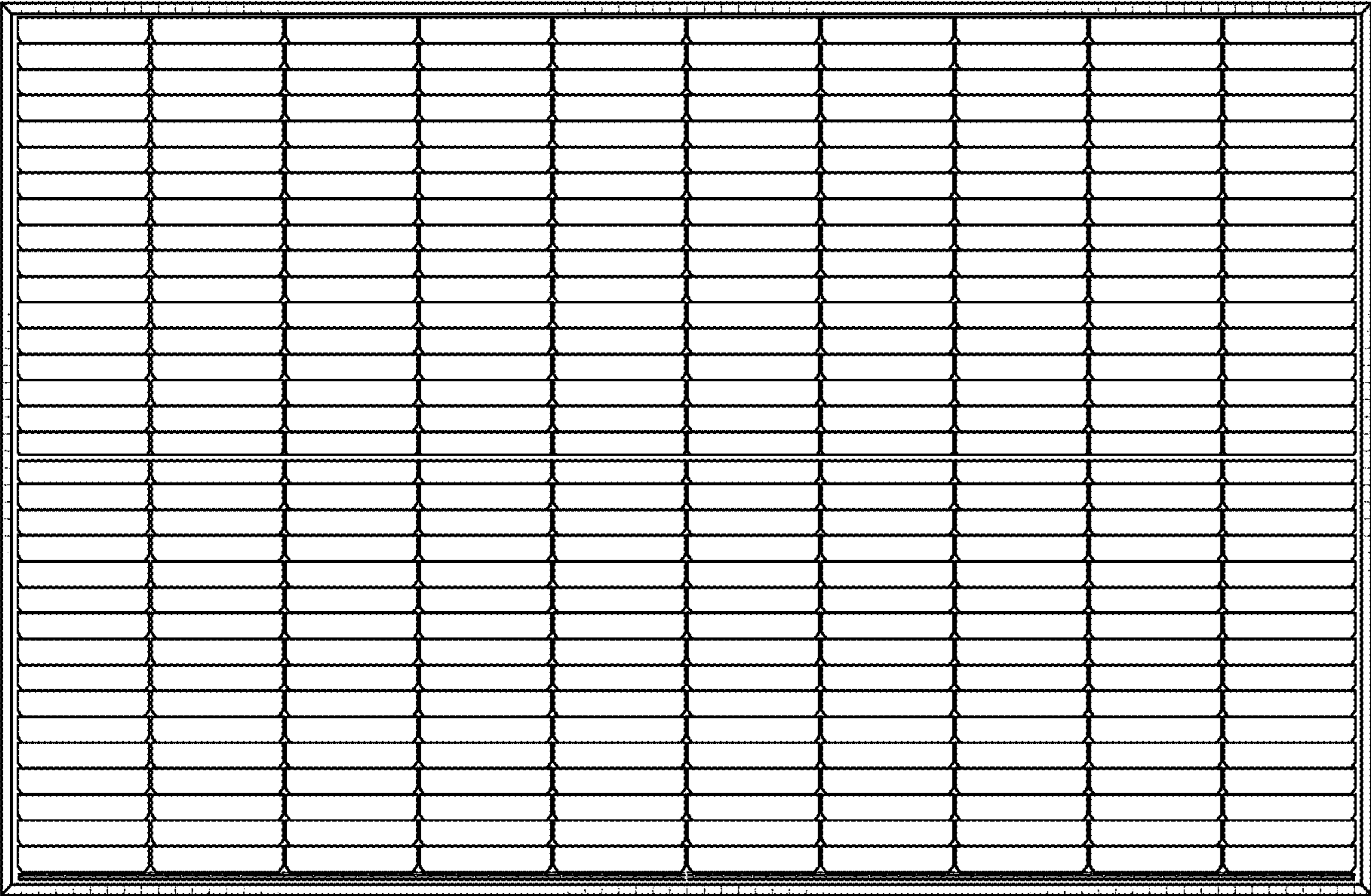


FIG. 2



FIG. 4



FIG. 5

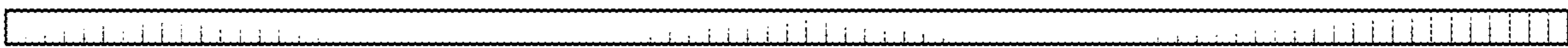


FIG. 6



FIG. 7