



US00D896142S

(12) **United States Design Patent** (10) **Patent No.:** **US D896,142 S**
Bennett (45) **Date of Patent:** **** Sep. 15, 2020**

(54) **LOW MOUNT SNORKEL**
(71) Applicant: **OMIX-ADA, INC.**, Ann Arbor, MI (US)
(72) Inventor: **Patrick W. Bennett**, Gainsville, GA (US)
(73) Assignee: **OMIX-ADA, INC.**, Ann Arbor, MI (US)

D636,788 S 4/2011 Luxon et al.
D637,205 S 5/2011 Luxon et al.
D637,206 S 5/2011 Luxon et al.
D637,623 S 5/2011 Luxon et al.
D638,446 S 5/2011 Luxon et al.
D642,199 S 7/2011 Luxon et al.
D648,745 S 11/2011 Luxon et al.
D666,285 S * 8/2012 Schrad D23/387
(Continued)

(**) Term: **15 Years**
(21) Appl. No.: **29/667,549**

(22) Filed: **Oct. 23, 2018**
(51) **LOC (12) Cl.** **12-16**
(52) **U.S. Cl.**
USPC **D12/190; D15/5**
(58) **Field of Classification Search**
USPC D15/1-6; D12/190, 194, 206, 400, 418,
D12/169; D23/370, 371, 393, 394,
D23/259-266, 387, 327, 390, 411, 412;
D24/110.5, 110.6; D32/1, 25
CPC F02M 35/022; F02M 35/164; F02M
35/10118; F02M 35/10013; F02M
35/10006; F02M 35/10; B60K 13/00;
B60K 13/02
See application file for complete search history.

OTHER PUBLICATIONS

Black Coated RAM Air Snorkel Intake System Kit for 07-11 JK Jeep Wrangler 3.8 V6, ebay.com, last accessed Oct. 22, 2018.
(Continued)

Primary Examiner — Susan E Krakower
Assistant Examiner — Jerry Shiuan-Hua Hsu
(74) *Attorney, Agent, or Firm* — The Dobrusin Law Firm, P.C.

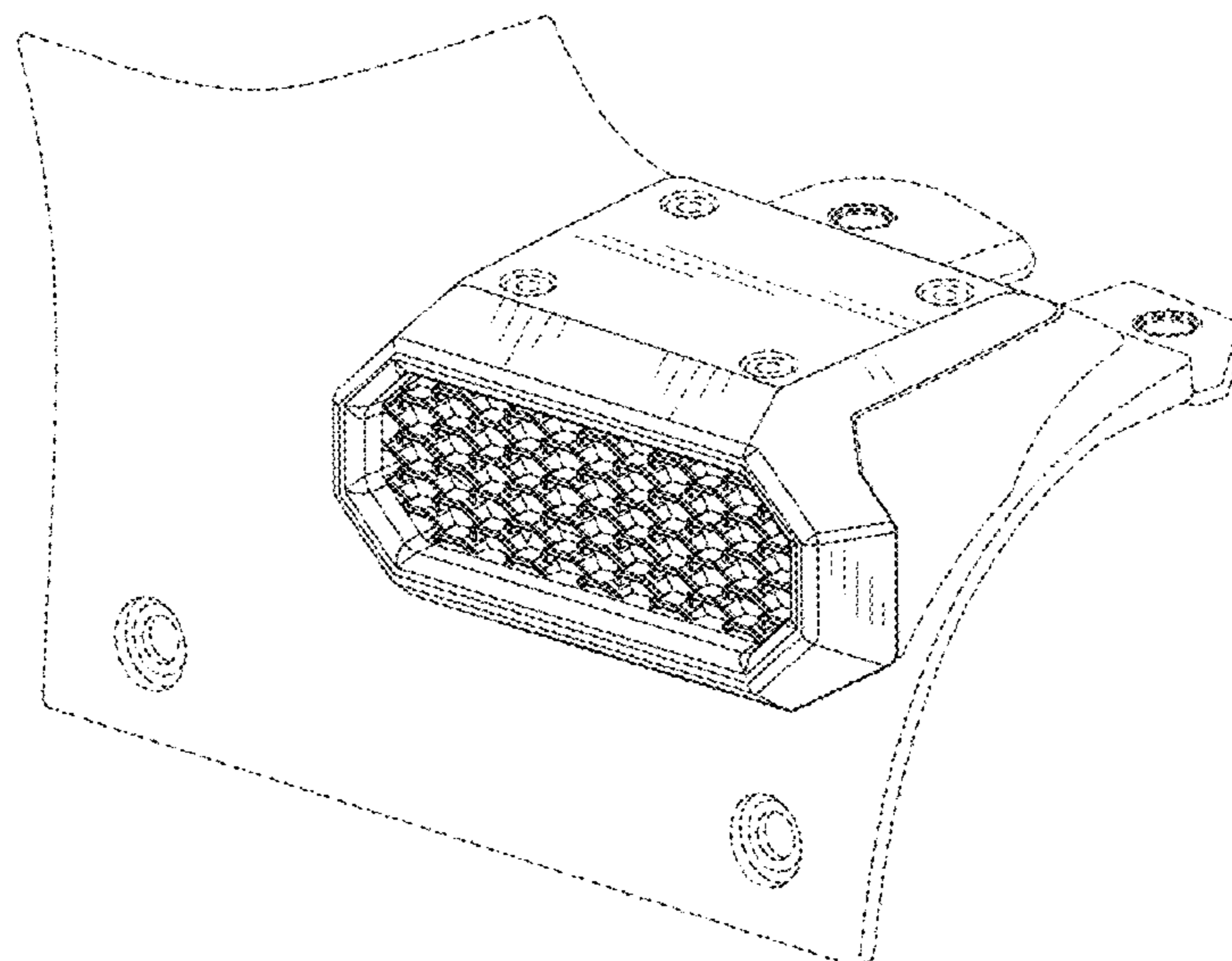
(56) **References Cited**
U.S. PATENT DOCUMENTS
3,987,862 A * 10/1976 Lidstone B60K 13/02
180/68.1
4,366,878 A 1/1983 Warf
5,671,802 A 9/1997 Rogers
6,152,096 A 11/2000 Setsuda
6,287,354 B1 9/2001 Nozaki
6,314,931 B1 11/2001 Yasuda et al.
6,530,443 B1 3/2003 Tsuruta et al.
D636,408 S 4/2011 Luxon et al.
D636,787 S 4/2011 Luxon et al.

(57) **CLAIM**
The ornamental design for a low mount snorkel, as shown and described.

DESCRIPTION

FIG. 1 is a front, right perspective view of a low mount snorkel, showing my new design, and in a state of use.
FIG. 2 is a front, right perspective view thereof.
FIG. 3 is a front elevational view thereof.
FIG. 4 is a back elevational view thereof.
FIG. 5 is a top plan view thereof.
FIG. 6 is a bottom plan view thereof.
FIG. 7 is a right side elevational view thereof; and,
FIG. 8 is a left side elevational view thereof.
The broken lines illustrating a paneling in FIG. 1 depict environmental structure that form no part of the claimed design. The broken lines on the surface of the article illustrate portions of the low mount snorkel that form no part of the claimed design.

1 Claim, 5 Drawing Sheets



(56)

References Cited

U.S. PATENT DOCUMENTS

D672,450 S * 12/2012 Milks D23/387
 D687,071 S 7/2013 Bennett
 D687,072 S 7/2013 Bennett
 8,960,347 B2 2/2015 Bennett
 D743,850 S * 11/2015 Howell D12/163
 9,234,484 B2 1/2016 Lewington et al.
 D781,346 S * 3/2017 Simpson D12/400
 D792,470 S * 7/2017 Nezar D15/5
 9,909,542 B2 3/2018 Rother
 D826,798 S * 8/2018 Behmer D12/163
 D846,086 S * 4/2019 Naber D23/259
 10,393,076 B1 * 8/2019 Freeman B60K 13/02
 10,428,773 B1 * 10/2019 Bennett B60K 13/02
 D875,008 S * 2/2020 DiCanzio D12/190
 D879,676 S * 3/2020 Tonello D12/163
 2002/0023792 A1 2/2002 Bouffard et al.
 2005/0217625 A1 10/2005 Niaken et al.
 2006/0065231 A1 3/2006 Nozaki et al.
 2006/0185639 A1 8/2006 Rosenbaum
 2006/0219209 A1 10/2006 Tsuruta et al.

2006/0230728 A1 10/2006 Tsuruta et al.
 2007/0012274 A1 1/2007 Kawatani
 2009/0260906 A1 10/2009 Hartland et al.
 2010/0078239 A1 4/2010 Beloy
 2010/0083928 A1 4/2010 Saito et al.
 2017/0260939 A1 * 9/2017 Williams F02M 35/10118

OTHER PUBLICATIONS

AEV Jeep Wrangler JK Snorkel Pre Filter, Sam's 4X4, sams4X4.com, last accessed Oct. 22, 2018.
 Potentially Related U.S. Appl. No. 13/544,251, filed Jul. 9, 2012, granted as U.S. Pat. No. 8,960,347 on Feb. 24, 2015.
 Potentially Related U.S. Appl. No. 29/434,144, filed Oct. 10, 2012, granted as U.S. Pat. No. D687,071 on Jul. 30, 2013.
 Potentially Related U.S. Appl. No. 29/434,147, filed Oct. 10, 2012, granted as U.S. Pat. No. D687,072 on Jul. 30, 2013.
 Potentially Related U.S. Appl. No. 29/667,519, filed Oct. 23, 2018.
 Potentially Related U.S. Appl. No. 29/667,886, filed Oct. 25, 2018.
 Potentially Related U.S. Appl. No. 16/171,428, filed Oct. 26, 2018.

* cited by examiner

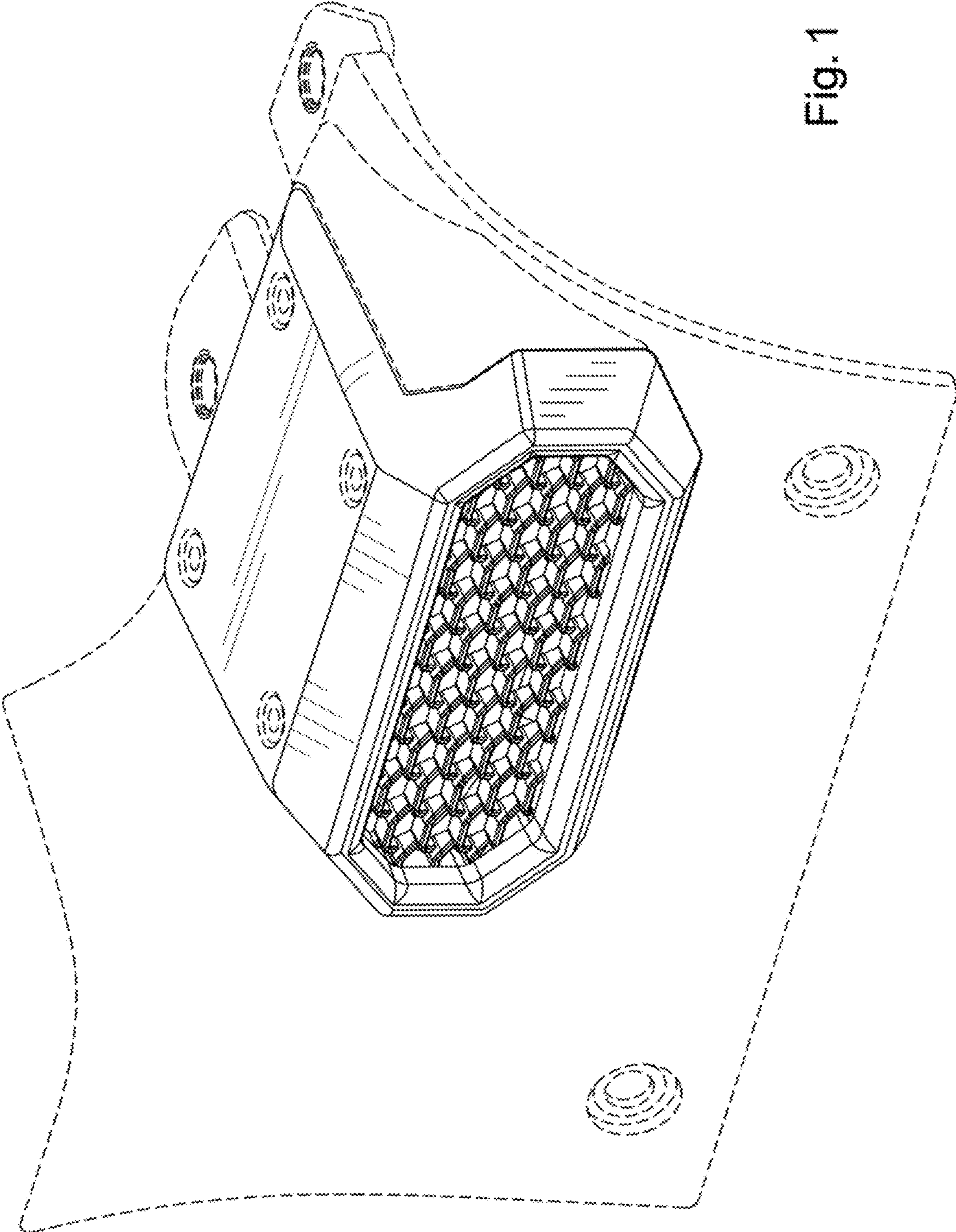


Fig. 1

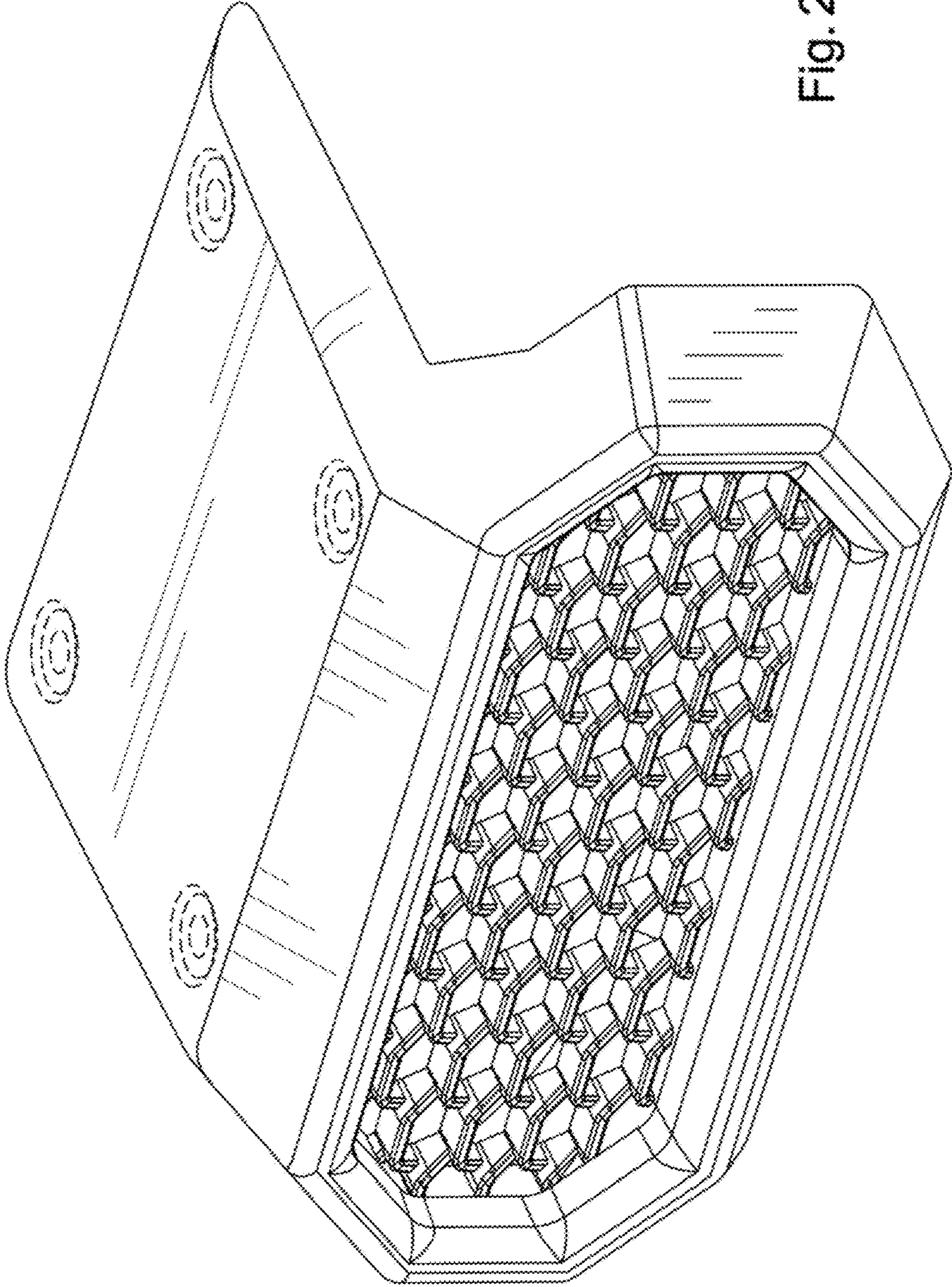


Fig. 2

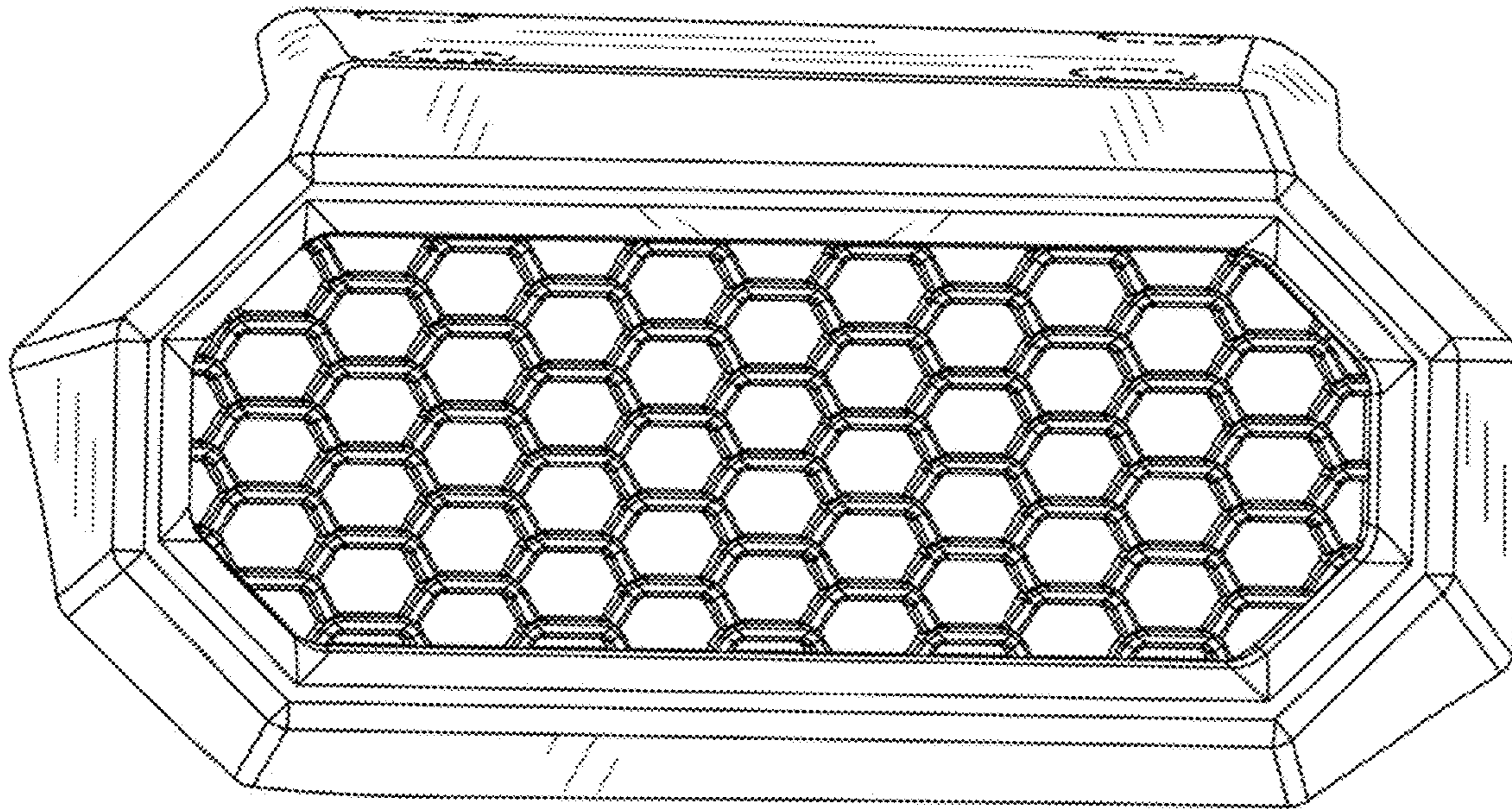


Fig. 3

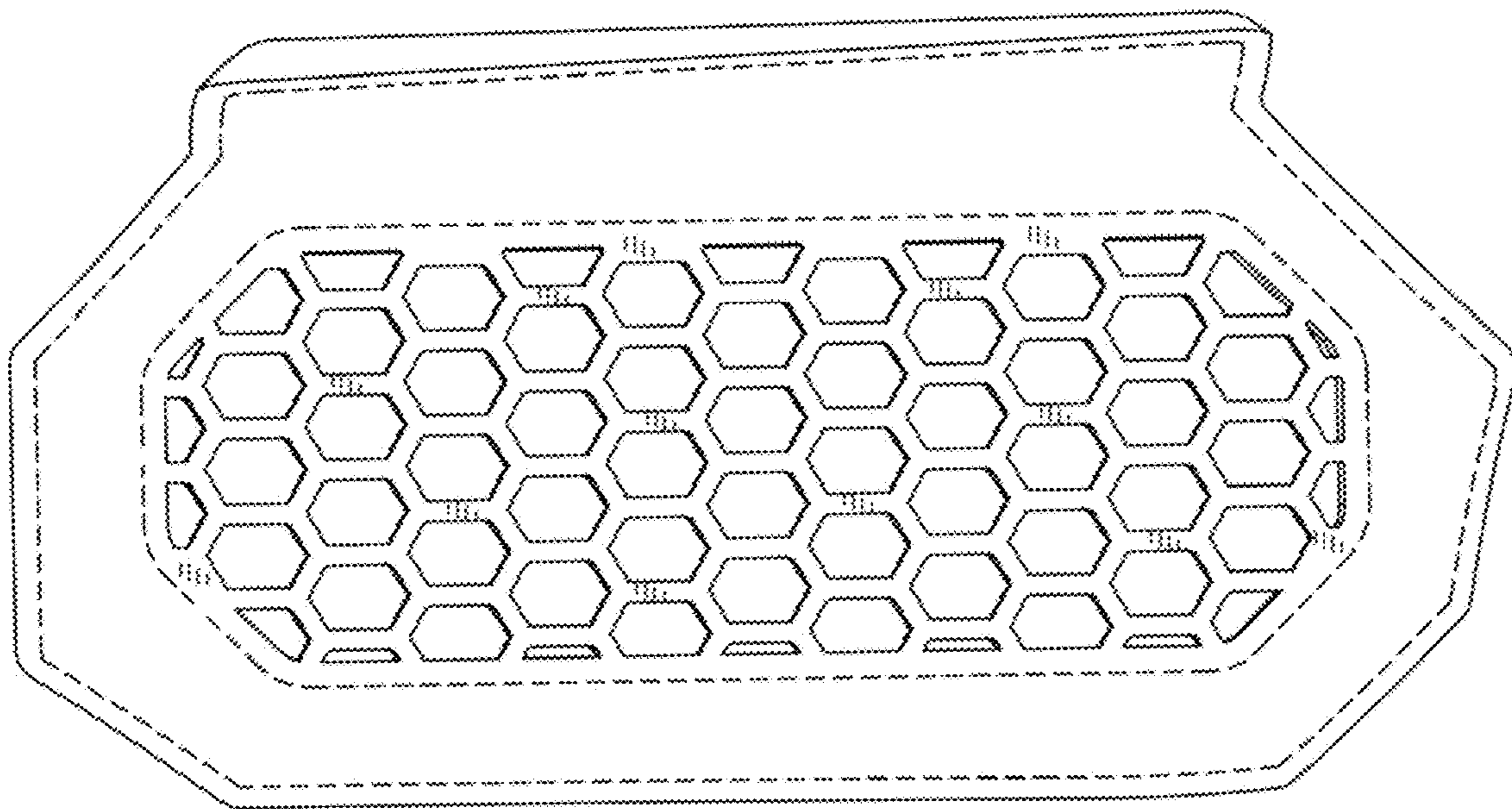


Fig. 4




Fig. 5

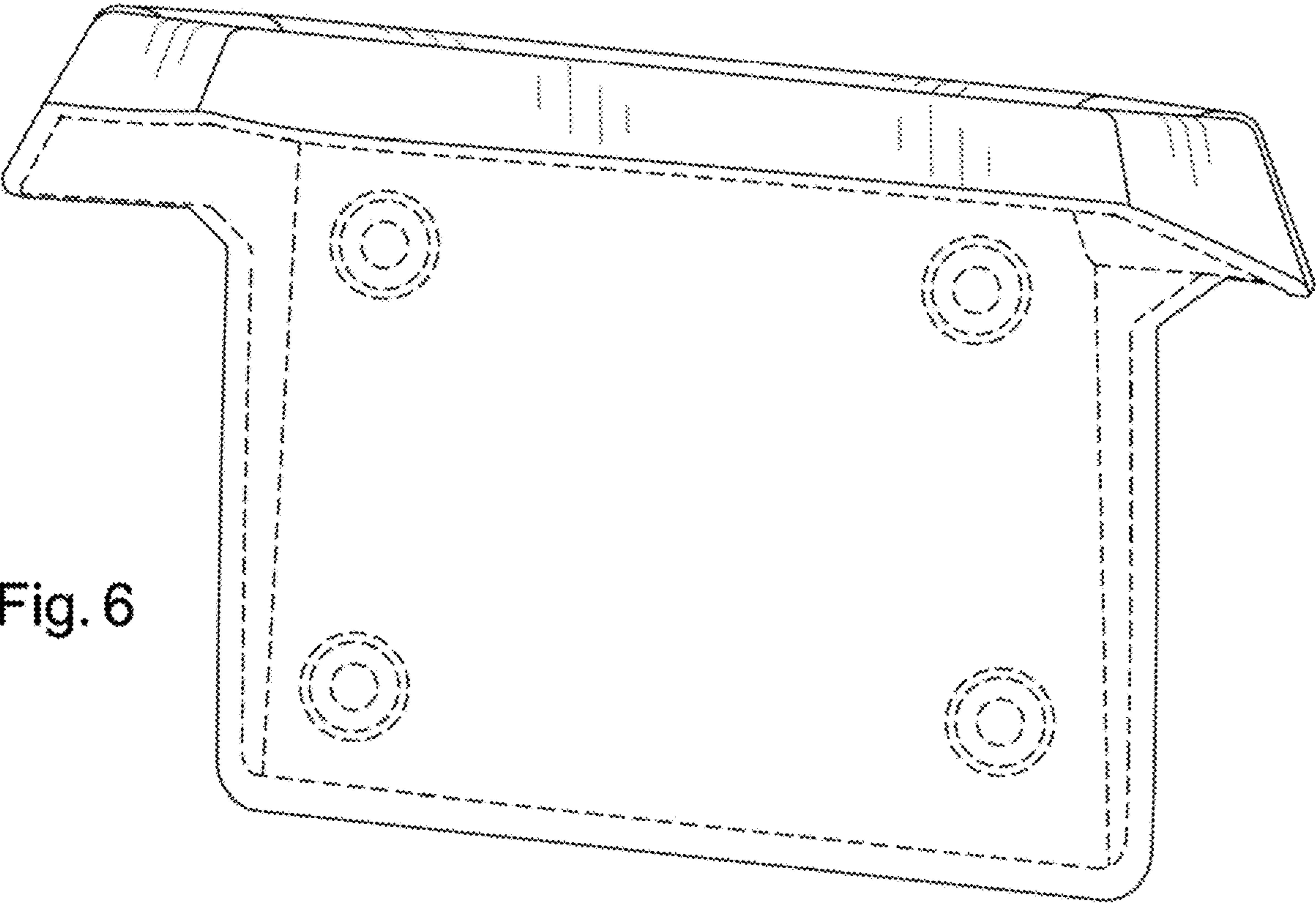


Fig. 6

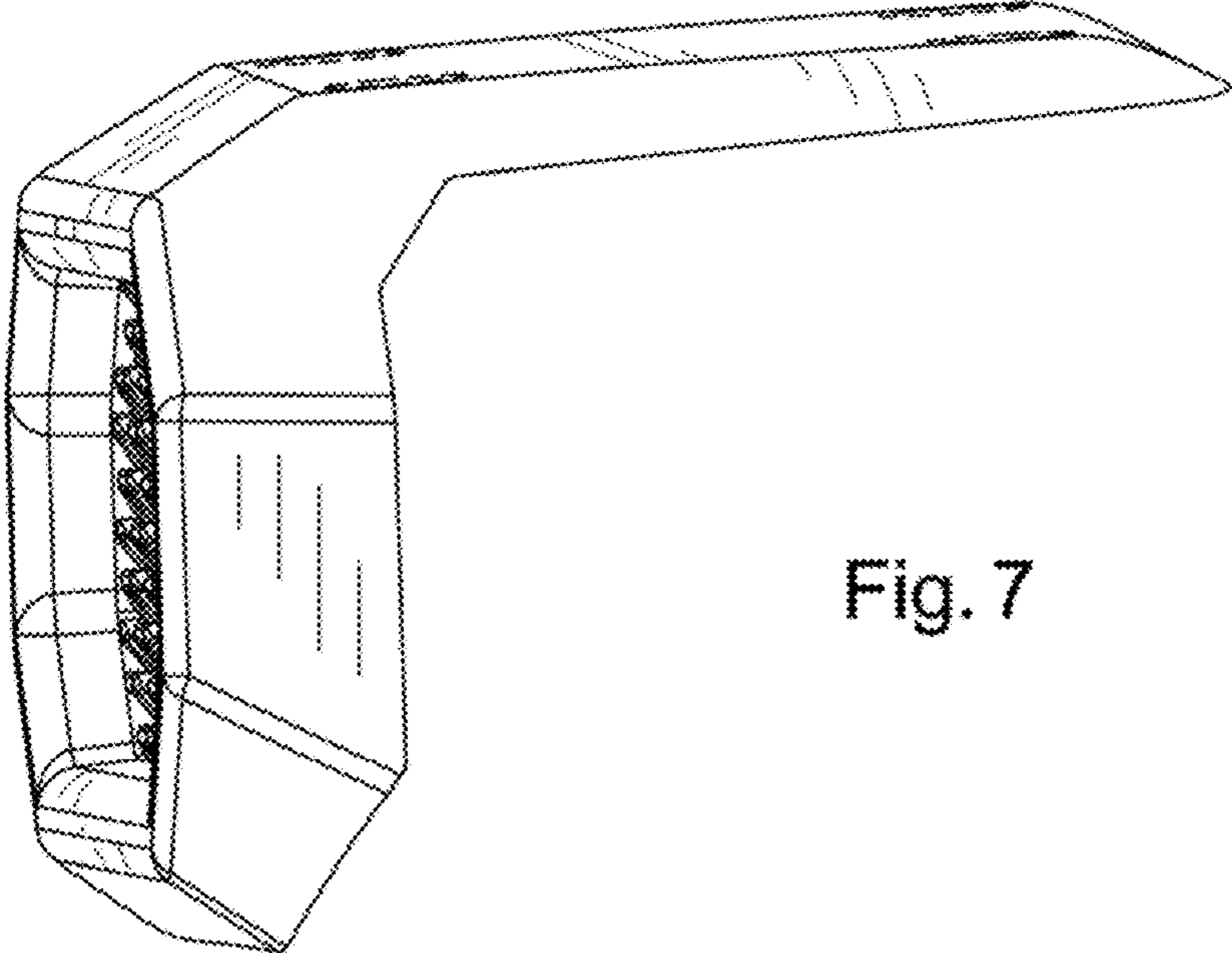


Fig. 7

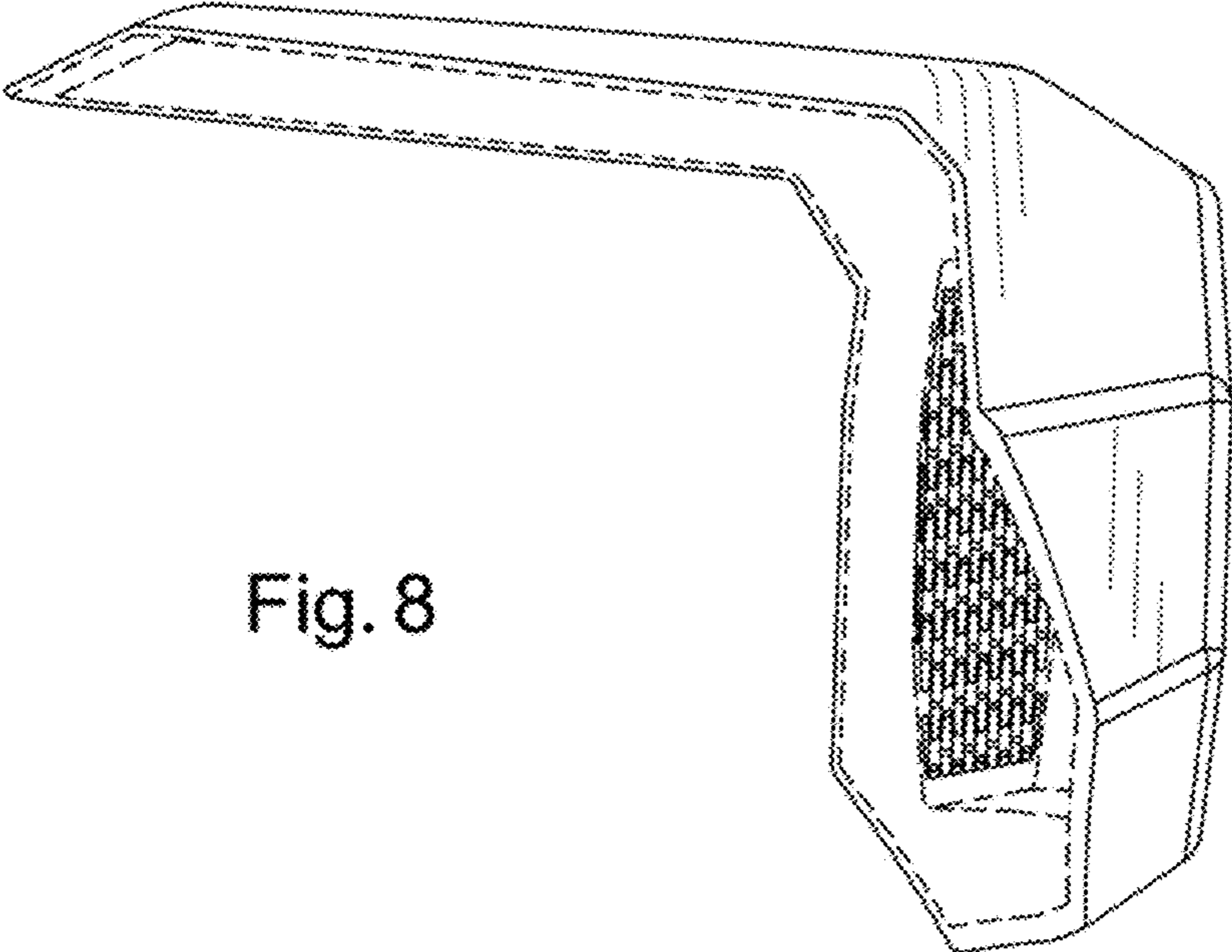


Fig. 8