



US00D896135S

(12) **United States Design Patent** (10) **Patent No.:** **US D896,135 S**  
**Brenner et al.** (45) **Date of Patent:** **\*\* Sep. 15, 2020**

(54) **WHEELCHAIR FRAME ELEMENT**

(71) Applicant: **Invacare International GmbH**,  
Witterswil (CH)

(72) Inventors: **Simon Brenner**, Basel (CH); **Michael Zeltner**, Arlesheim (CH); **Martin Hünig**, Reinach (CH)

(73) Assignee: **INVACARE INTERNATIONAL SARL**, Gland (CH)

(\*\*) Term: **15 Years**

(21) Appl. No.: **35/506,830**

(22) Filed: **Sep. 14, 2018**

(80) **Hague Agreement Data**

Int. Filing Date: **Sep. 14, 2018**

Int. Reg. No.: **DM/201126**

Int. Reg. Date: **Sep. 14, 2018**

Int. Reg. Pub. Date: **May 31, 2019**

(51) **LOC (12) Cl.** ..... **12-12**

(52) **U.S. Cl.**  
USPC ..... **D12/133**

(58) **Field of Classification Search**  
USPC ..... D21/128-133, 686-691  
CPC ..... A61H 3/04; A61H 2003/043; A61H  
2003/046; A61G 5/14; A61G  
5/1056-1075

See application file for complete search history.

(56) **References Cited**

**U.S. PATENT DOCUMENTS**

- D642,963 S \* 8/2011 Greiner ..... A47C 7/541  
D12/131
- D682,748 S \* 5/2013 Horacek ..... D12/133
- D720,666 S \* 1/2015 Farmer ..... D12/133
- D722,286 S \* 2/2015 Da Cunha ..... A61G 5/101  
D12/133

- D731,931 S \* 6/2015 Gingras ..... D12/133
- D749,019 S \* 2/2016 Da Cunha ..... D12/133
- D766,140 S \* 9/2016 Chun ..... D12/133
- D769,777 S \* 10/2016 Haigh ..... D12/133
- D780,642 S \* 3/2017 Karshmer ..... D12/133

(Continued)

*Primary Examiner* — George D. Kirschbaum

*Assistant Examiner* — Joseph J Kukella

(74) *Attorney, Agent, or Firm* — Calfee, Halter & Griswold LLP

(57) **CLAIM**


The ornamental design for a wheelchair frame element of a wheelchair, as shown and described.

**DESCRIPTION**

**1.1-1.10 and 4.1-4.10** Wheelchair frame element  
The wheelchair frame elements shown in reproductions **1.1-1.10 and 4.1-4.10** are intended to be used as part of wheelchair frames; colours shown are disclaimed.

- 1.1** : Perspective
- 1.2** : Perspective
- 1.3** : Front
- 1.4** : Rear
- 1.5** : Top
- 1.6** : Bottom
- 1.7** : Side
- 1.8** : Side
- 1.9** : Enlarged Side
- 1.10** : Enlarged Side
- 4.1** : Perspective
- 4.2** : Perspective
- 4.3** : Front
- 4.4** : Rear
- 4.5** : Top
- 4.6** : Bottom
- 4.7** : Side
- 4.8** : Side
- 4.9** : Enlarged Side
- 4.10** : Enlarged Side

**1 Claim, 20 Drawing Sheets**



(56)

**References Cited**

U.S. PATENT DOCUMENTS

D782,372 S \* 3/2017 Eddy ..... A61G 5/101  
D12/131  
D803,729 S \* 11/2017 Franson ..... D12/130  
D818,699 S \* 5/2018 Lee ..... D3/9  
D835,010 S \* 12/2018 Kaufman ..... A47C 7/541  
D12/130

\* cited by examiner


1.1




1.2




1.3




1.4



1.5




1.6






1.7



1.8



1.9



1.10




4.1




4.2



4.3




4.4






4.5



4.6



4.7



4.8



4.9



4.10

