



US00D896129S

(12) **United States Design Patent**  
**Platto et al.**

(10) **Patent No.:** **US D896,129 S**

(45) **Date of Patent:** **\*\* Sep. 15, 2020**

(54) **VEHICLE EXTERIOR**

(71) Applicant: **Ford Global Technologies, LLC,**  
Dearborn, MI (US)

(72) Inventors: **Gordon Platto,** Troy, MI (US); **Sean Tant,** Livonia, MI (US); **Joshua Henry,** Detroit, MI (US); **Rick Howard,** Brighton, MI (US)

(73) Assignee: **Ford Global Technologies, LLC,**  
Dearborn, MI (US)

(\*\*) Term: **15 Years**

(21) Appl. No.: **29/678,124**

(22) Filed: **Jan. 25, 2019**

(51) **LOC (12) Cl.** ..... **12-08**

(52) **U.S. Cl.**  
USPC ..... **D12/98**

(58) **Field of Classification Search**  
USPC ..... D12/86, 90-92, 164, 98; D21/424, 433,  
D21/434, 533; 296/181.1, 181.5, 181.3,  
296/183.1, 37.6  
CPC ..... B60R 9/06; B62D 35/00  
See application file for complete search history.

(56) **References Cited**

**U.S. PATENT DOCUMENTS**

D703,586 S \* 4/2014 Platto ..... D12/98  
D718,190 S \* 11/2014 Platto ..... D12/98

D755,679 S \* 5/2016 Sato ..... D12/98  
D759,545 S \* 6/2016 Sato ..... D12/98  
D760,121 S \* 6/2016 Sato ..... D12/98  
D763,738 S \* 8/2016 Dewitt ..... D12/98  
D764,980 S \* 8/2016 Platto ..... D12/98  
D775,551 S \* 1/2017 Platto ..... D12/98  
D809,428 S \* 2/2018 Platto ..... D12/98  
D809,429 S \* 2/2018 Platto ..... D12/98  
D811,274 S \* 2/2018 Platto ..... D12/98  
D869,991 S \* 12/2019 Dewitt ..... D12/98  
D869,992 S \* 12/2019 Dewitt ..... D12/98

\* cited by examiner

*Primary Examiner* — Melody N Brown

(74) *Attorney, Agent, or Firm* — Vichit Chea

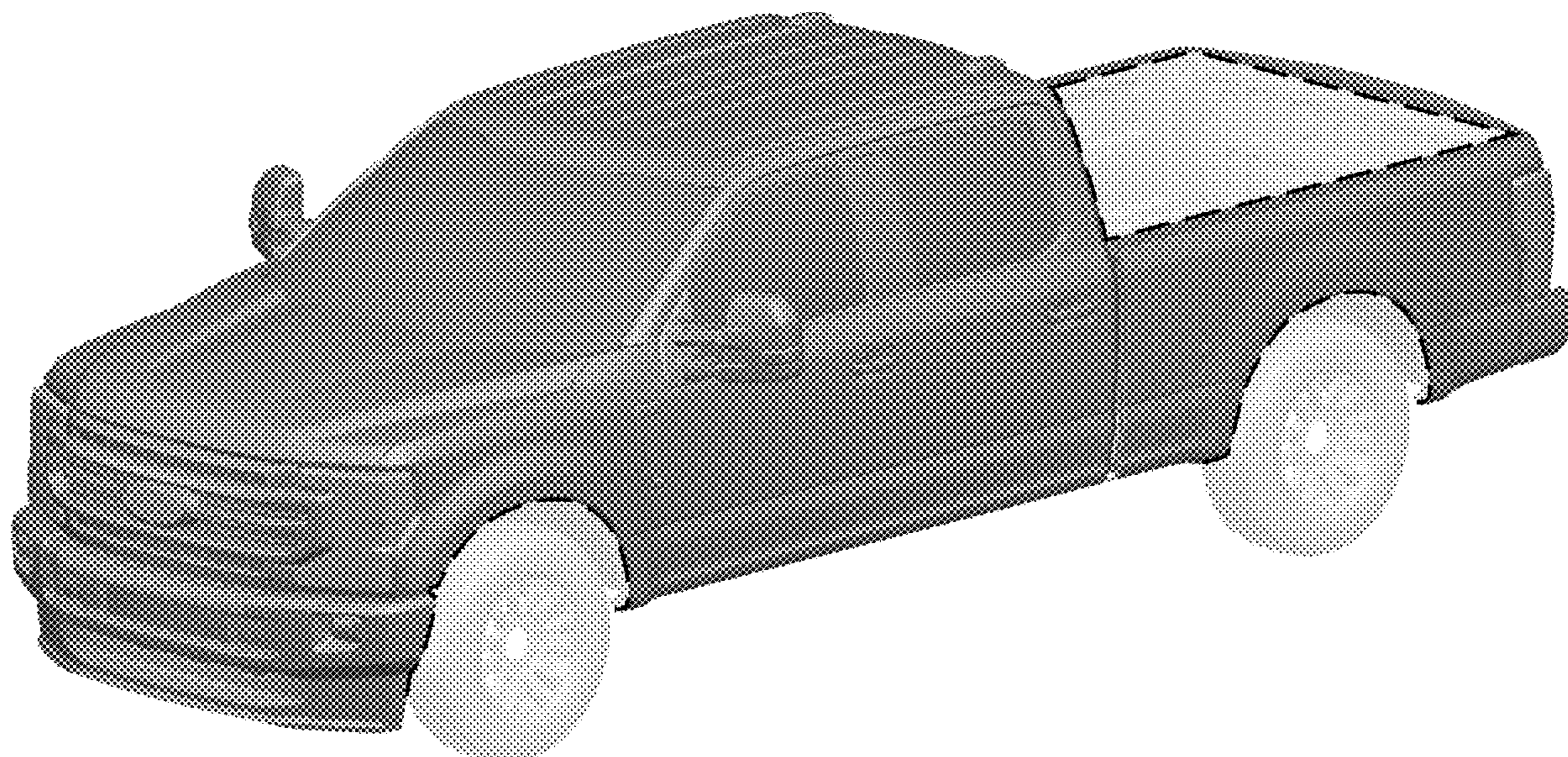
(57) **CLAIM**

The ornamental design for a vehicle exterior, as shown and described.

**DESCRIPTION**

FIG. 1 is a front elevational view of a vehicle exterior showing our new design;  
FIG. 2 is a rear view thereof;  
FIG. 3 is a left side elevational view thereof;  
FIG. 4 is a right side elevational view thereof;  
FIG. 5 is a top plan view thereof;  
FIG. 6 is a top, front and left side perspective view thereof; and,  
FIG. 7 is a top, rear, and left side perspective view thereof. Any broken lines represent an internal boundary of the design; the line itself and the area within form no part of the claim.

**1 Claim, 7 Drawing Sheets**






Fig.1



Fig.2




Fig. 3



Fig.4




Fig. 5



Fig. 6




Fig. 7