



US00D896128S

(12) **United States Design Patent** (10) **Patent No.:** **US D896,128 S**  
**Utsunomiya et al.** (45) **Date of Patent:** **\*\* Sep. 15, 2020**

(54) **AUTOMOBILE AND/OR TOY REPLICA THEREOF**

(71) Applicant: **Nissan Motor Co., Ltd.**, Yokohama, Kanagawa (JP)

(72) Inventors: **Takashi Utsunomiya**, Kanagawa (JP); **Tsuyoshi Kawashima**, Kanagawa (JP); **Marcus Quach**, San Diego, CA (US)

(73) Assignee: **Nissan Motor Co., Ltd.**, Yokohama (JP)

(\*\*) Term: **15 Years**

(21) Appl. No.: **29/696,229**

(22) Filed: **Jun. 26, 2019**

(30) **Foreign Application Priority Data**

Dec. 27, 2018 (JP) ..... 2018-028603

(51) **LOC (12) Cl.** ..... **12-08**

(52) **U.S. Cl.**  
USPC ..... **D12/91**

(58) **Field of Classification Search**  
USPC ..... D12/86, 90-92; D21/424, 433, 434;  
296/181.1-181.5, 183.1

CPC ..... B62D 25/00; B62D 25/06; B62D 33/00;  
B62D 35/00

See application file for complete search history.

(56) **References Cited**

**U.S. PATENT DOCUMENTS**

D565,468 S \* 4/2008 Abe ..... D12/92  
D646,205 S \* 10/2011 Bittner ..... D12/92  
D668,182 S \* 10/2012 Barba Franco ..... D12/92

D683,269 S \* 5/2013 Fuchigami ..... D12/92  
D684,900 S \* 6/2013 Doyle ..... D12/92  
D686,536 S \* 7/2013 McCabe ..... D12/92  
D695,645 S \* 12/2013 Tase ..... D12/91  
D699,630 S \* 2/2014 Abe ..... D12/92  
D710,761 S \* 8/2014 Endo ..... D12/92  
D718,662 S \* 12/2014 Ishizuka ..... D12/92  
D773,341 S \* 12/2016 Liu ..... D12/92  
D799,379 S \* 10/2017 Komuro ..... D12/92  
D805,957 S \* 12/2017 Seo ..... D12/91  
D838,627 S \* 1/2019 Ino ..... D12/91  
D871,970 S \* 1/2020 Kusunoki ..... D12/92

\* cited by examiner

*Primary Examiner* — Melody N Brown

(74) *Attorney, Agent, or Firm* — Global IP Counselors, LLP

(57) **CLAIM**

The ornamental design for an automobile and/or toy replica thereof, as shown and described.

**DESCRIPTION**

FIG. 1 is a front elevational view of an automobile and/or toy replica thereof showing our new design;

FIG. 2 is a top plan view thereof;

FIG. 3 is a left side elevational view thereof;

FIG. 4 is a right side elevational view thereof;


FIG. 5 is a left, front perspective view thereof;

FIG. 6 is a right, rear perspective view thereof; and,

FIG. 7 is a rear elevational view thereof.

The hidden surfaces from the bottom, obscured by a rear bumper, the wheels, and inside the wheel wells, but visible in the figures form no part of the claimed design. The broken line showing on the automobile and/or toy replica thereof is for the purpose of illustrating environmental structure and forms no part of the claimed design.

**1 Claim, 7 Drawing Sheets**



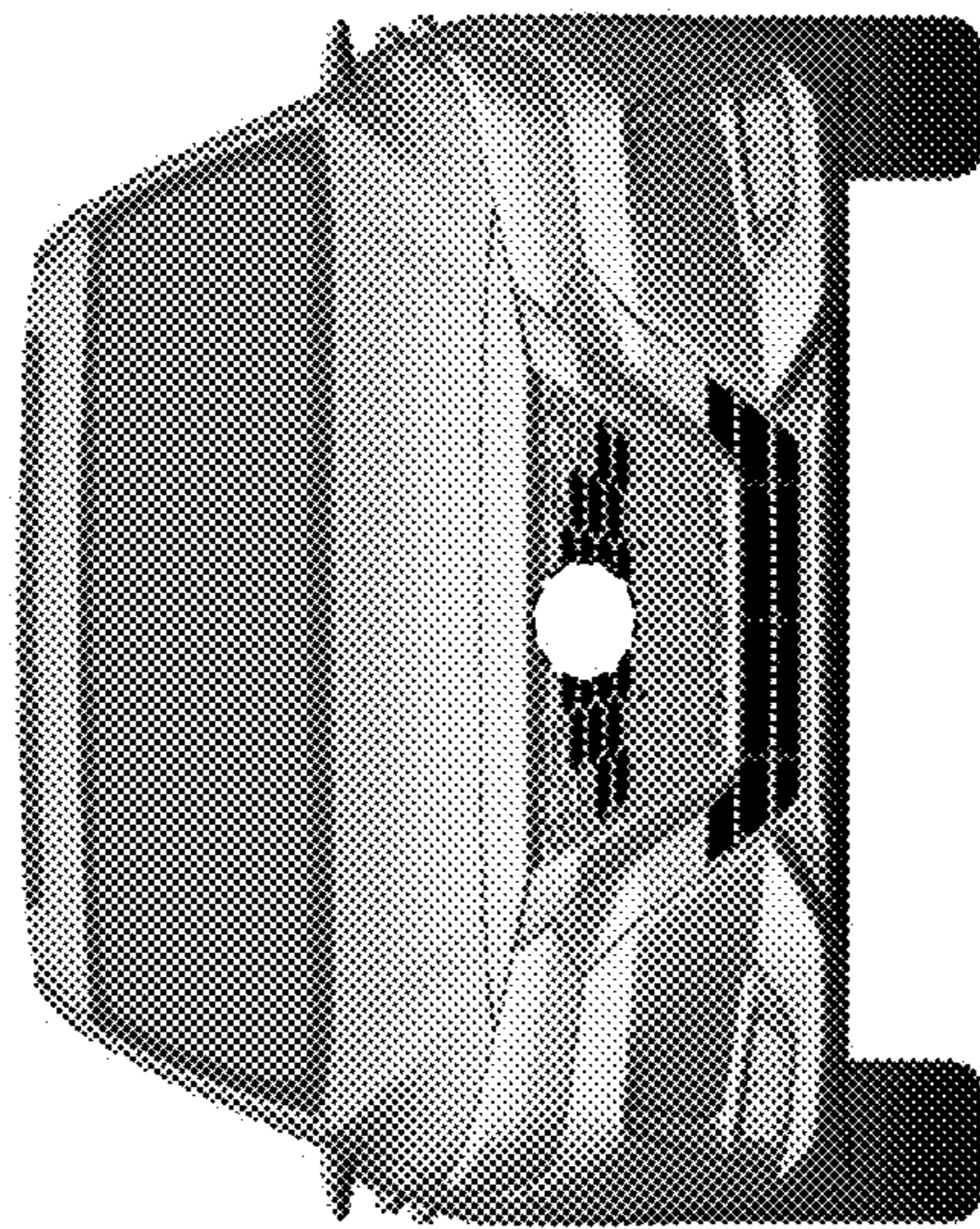


FIG. 1




FIG. 2

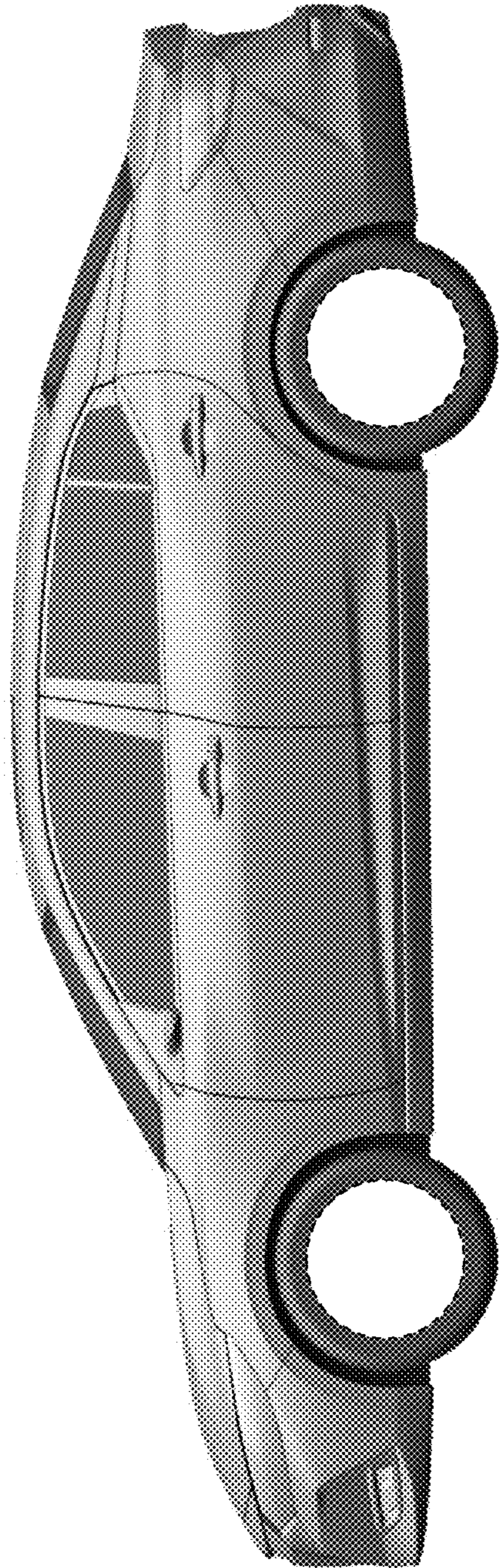


FIG. 3




FIG. 4



FIG. 5




FIG. 6




FIG. 7