



US00D896127S

(12) **United States Design Patent**
Yanagisawa et al.

(10) **Patent No.:** **US D896,127 S**

(45) **Date of Patent:** **** Sep. 15, 2020**

- (54) **MOTOR VEHICLE**
- (71) Applicant: **MAZDA MOTOR CORPORATION**,
Hiroshima (JP)
- (72) Inventors: **Ryo Yanagisawa**, Hiroshima (JP);
Takeshi Shinohara, Hiroshima (JP);
Yoshito Iwauchi, Hiroshima (JP); **Kota**
Akagawa, Oberursel (DE); **Yuuji**
Ishimoto, Hiroshima (JP); **Heitetsu**
Takemoto, Hiroshima (JP)
- (73) Assignee: **MAZDA MOTOR CORPORATION**,
Hiroshima (JP)
- (**) Term: **15 Years**
- (21) Appl. No.: **29/691,328**
- (22) Filed: **May 15, 2019**
- (30) **Foreign Application Priority Data**

Nov. 16, 2018 (JP) 2018-025035

(51) **LOC (12) Cl.** **12-08**

(52) **U.S. Cl.**
USPC **D12/91**

(58) **Field of Classification Search**
USPC D12/86, 90-92, 88, 164; D21/424, 433,
D21/434, 533; 296/181.1, 181.5
CPC B60R 19/52; B60K 11/08; B62D 25/08;
B62B 9/16
See application file for complete search history.

(56) **References Cited**

U.S. PATENT DOCUMENTS

D512,000 S	*	11/2005	Suzuki	D12/91
D573,063 S	*	7/2008	Sawai	D12/92
D649,911 S	*	12/2011	Okumoto	D12/92
D690,619 S	*	10/2013	Jelec	D12/91

D693,274 S	*	11/2013	Tamatani	D12/92
D694,153 S	*	11/2013	Takahashi	D12/92
D696,980 S	*	1/2014	Miyazawa	D12/92
D697,834 S	*	1/2014	Okue	D12/91
D705,700 S	*	5/2014	Chen	D12/91
D711,785 S	*	8/2014	Tabata	D12/92
D718,661 S	*	12/2014	Tabata	D12/91
D731,923 S	*	6/2015	Tanaka	D12/91
D735,078 S	*	7/2015	Tamiya	D12/91
D741,752 S	*	10/2015	Messale	D12/91
D754,031 S	*	4/2016	Talsma	D12/91
D755,676 S	*	5/2016	Yoshimine	D12/91
D757,606 S	*	5/2016	Matsuda et al.	D12/91
D765,546 S	*	9/2016	Kimoto	D12/91
D790,404 S	*	6/2017	Iwao	D12/92
D819,493 S	*	6/2018	Tabata	D12/91
D830,909 S	*	10/2018	Lichte	D12/92
D830,910 S	*	10/2018	Tamatani	D12/92
D842,760 S	*	3/2019	Tsuchida	D12/92
D845,174 S	*	4/2019	Iwao	D12/92
D845,835 S	*	4/2019	Tsuchida	D12/91

(Continued)

Primary Examiner — Melody N Brown

(74) *Attorney, Agent, or Firm* — Studebaker & Brackett
PC


(57) **CLAIM**

The ornamental design for a motor vehicle, as shown and described.

DESCRIPTION

FIG. 1 is a top, front and left side perspective view of a motor vehicle showing our new design;
FIG. 2 is a front and left side perspective view thereof;
FIG. 3 is a top, rear and right side perspective view thereof;
FIG. 4 is a rear and right side perspective view thereof;
FIG. 5 is a left side elevational view thereof;
FIG. 6 is a right side elevational view thereof;
FIG. 7 is a front elevational view thereof;
FIG. 8 is a rear elevational view thereof; and,
FIG. 9 is a top plan view thereof.

1 Claim, 9 Drawing Sheets



(56)

References Cited

U.S. PATENT DOCUMENTS

D859,214 S * 9/2019 Ahn D12/91
D879,664 S * 3/2020 Chen D12/91

* cited by examiner



FIG.1



FIG. 2



FIG. 3



FIG.4




FIG. 5




FIG. 6




FIG. 7



FIG. 8

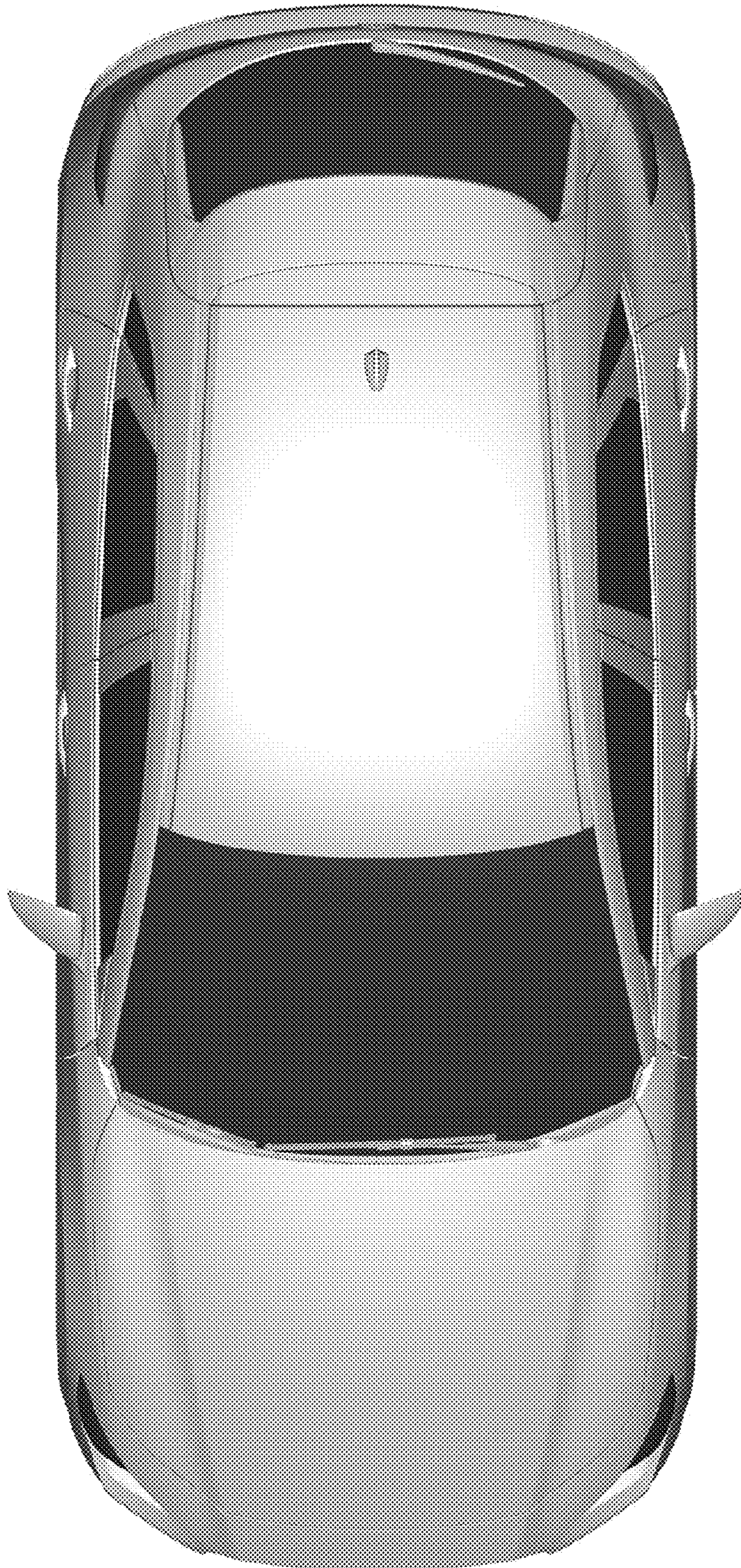


FIG. 9