



US00D896105S

(12) **United States Design Patent** (10) **Patent No.:** **US D896,105 S**
Xu (45) **Date of Patent:** **** Sep. 15, 2020**

(54) **WATER TIMER**

(71) Applicant: **NINGBO HANCI ELECTRICAL CO., LTD.**, Ninghai (CN)

(72) Inventor: **Kaijing Xu**, Ninghai (CN)

(**) Term: **15 Years**

(21) Appl. No.: **29/717,992**

(22) Filed: **Dec. 20, 2019**

(51) **LOC (12) Cl.** **10-03**

(52) **U.S. Cl.**
USPC **D10/40**

(58) **Field of Classification Search**
USPC D10/40-4, 49, 96, 101-102; D13/162.1,
D13/168, 171, 184; D14/218; D23/207
CPC A01G 25/16; A01G 25/165; G05B
2219/2625
See application file for complete search history.

(56) **References Cited**

U.S. PATENT DOCUMENTS

- D462,907 S * 9/2002 Ng D10/15
- D642,077 S * 7/2011 Nies D10/40
- D647,411 S * 10/2011 Barton D10/40
- D657,263 S * 4/2012 Nies D10/40
- D672,008 S * 12/2012 Underwood D14/218
- D682,714 S * 5/2013 Barton D10/40
- D690,664 S * 10/2013 Chen D13/168
- D691,055 S * 10/2013 Dalton D10/40
- D712,380 S * 9/2014 Hwang D14/218
- D744,961 S * 12/2015 Franchini D10/40
- D744,962 S * 12/2015 Chen D13/168
- D745,419 S * 12/2015 Michael D10/40
- D760,197 S * 6/2016 Huebner D14/218
- 9,468,162 B2 * 10/2016 Weiler G05B 19/0426
- D814,409 S * 4/2018 Yang D13/107
- 10,285,344 B2 * 5/2019 Stange A01G 25/16
- D857,529 S * 8/2019 Rodriguez D10/49
- 10,368,503 B2 * 8/2019 Kah, Jr. G05B 19/0428

- D870,078 S * 12/2019 Kim D14/218
- 2008/0255708 A1 * 10/2008 Nies A01G 25/167
700/284
- 2010/0163126 A1 * 7/2010 Leer A01G 25/165
137/624.11
- 2015/0053288 A1 * 2/2015 Cheng A01G 25/165
137/624.11

FOREIGN PATENT DOCUMENTS

GB 6078451 * 12/2019

OTHER PUBLICATIONS

Hanci Digital Irrigation Water Timer | posted at facebook.com Feb. 25, 2019 [online]. © 2020 Facebook [retrieved Mar. 9, 2020] from Internet: <<https://www.facebook.com/pg/Hanci99894/posts/>> (Year: 2019).*

(Continued)

Primary Examiner — Sandra Snapp
Assistant Examiner — Katherine Glennon
(74) *Attorney, Agent, or Firm* — Wayne V. Harper; Cynthia Flanigan

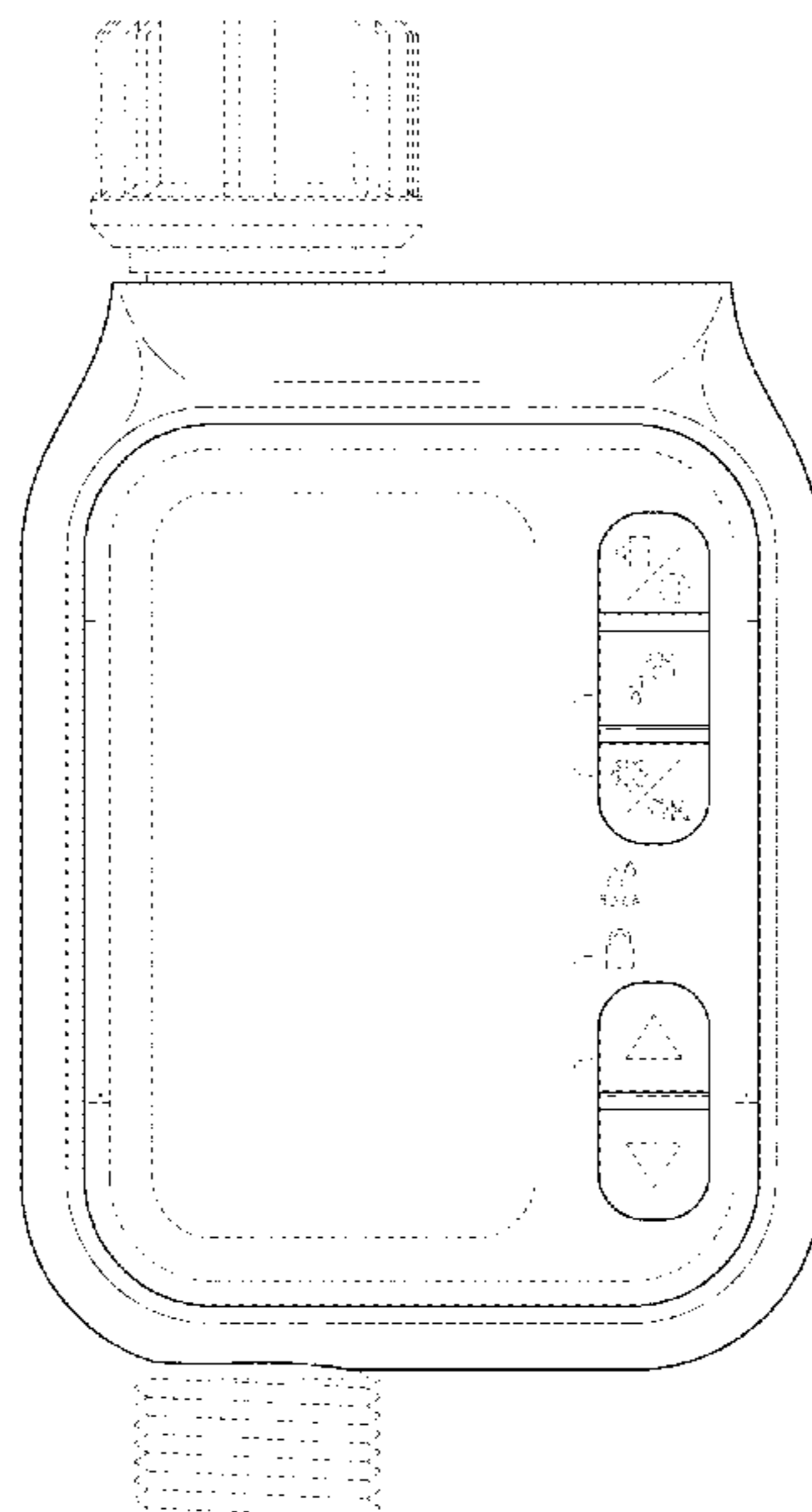
(57) **CLAIM**

I claim the ornamental design for a water timer, as shown and described.

DESCRIPTION

FIG. 1 is a Front view of a water timer showing my new design;
FIG. 2 is a Back view thereof;
FIG. 3 is a Right-side view thereof;
FIG. 4 is a Left-side view thereof;
FIG. 5 is a Top view thereof; and,
FIG. 6 is a Bottom view thereof.
The broken lines illustrate environmental structure and form no part of the claimed design.

1 Claim, 6 Drawing Sheets



(56)

References Cited

OTHER PUBLICATIONS

Crosofmi Water Timer | posted at amazon.com; first review Jul. 23, 2019 [online]. © 1996-2020, Amazon.com, Inc [retrieved Mar. 9, 2020] from Internet: <<https://www.amazon.com/CROSOFMI-Programmable-Irrigation-Controller-Waterproof/dp/B07SGF6CNJ>> (Year: 2019).*

* cited by examiner

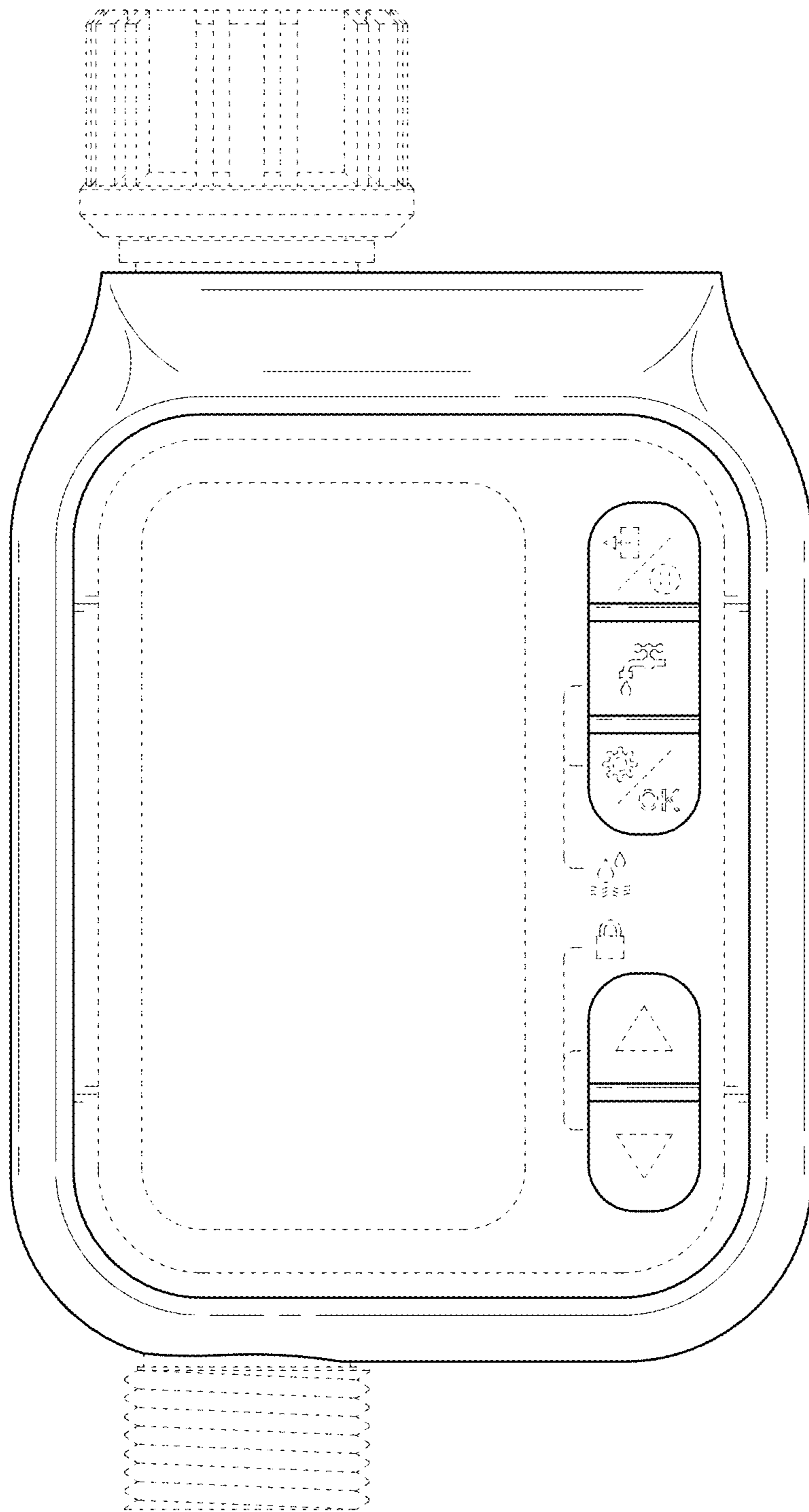


FIG. 1

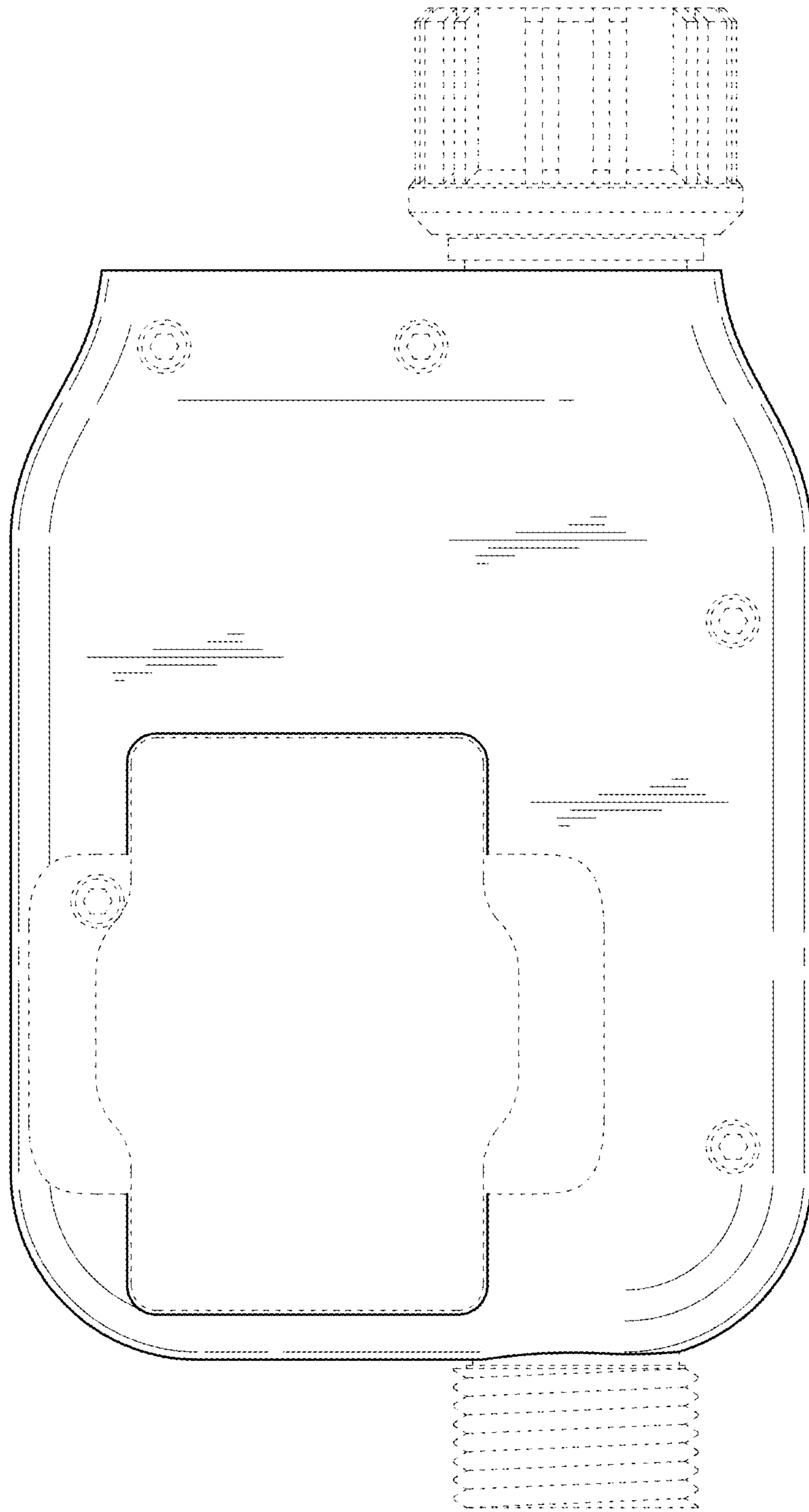


FIG. 2

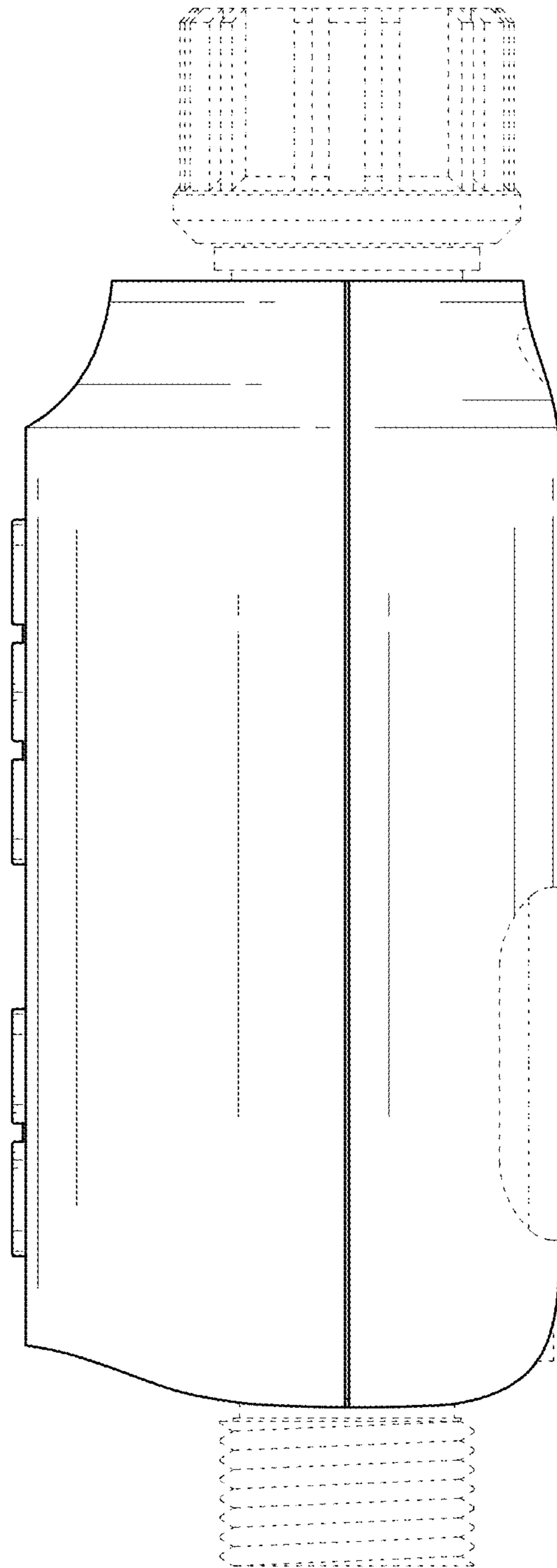


FIG. 3




FIG. 4

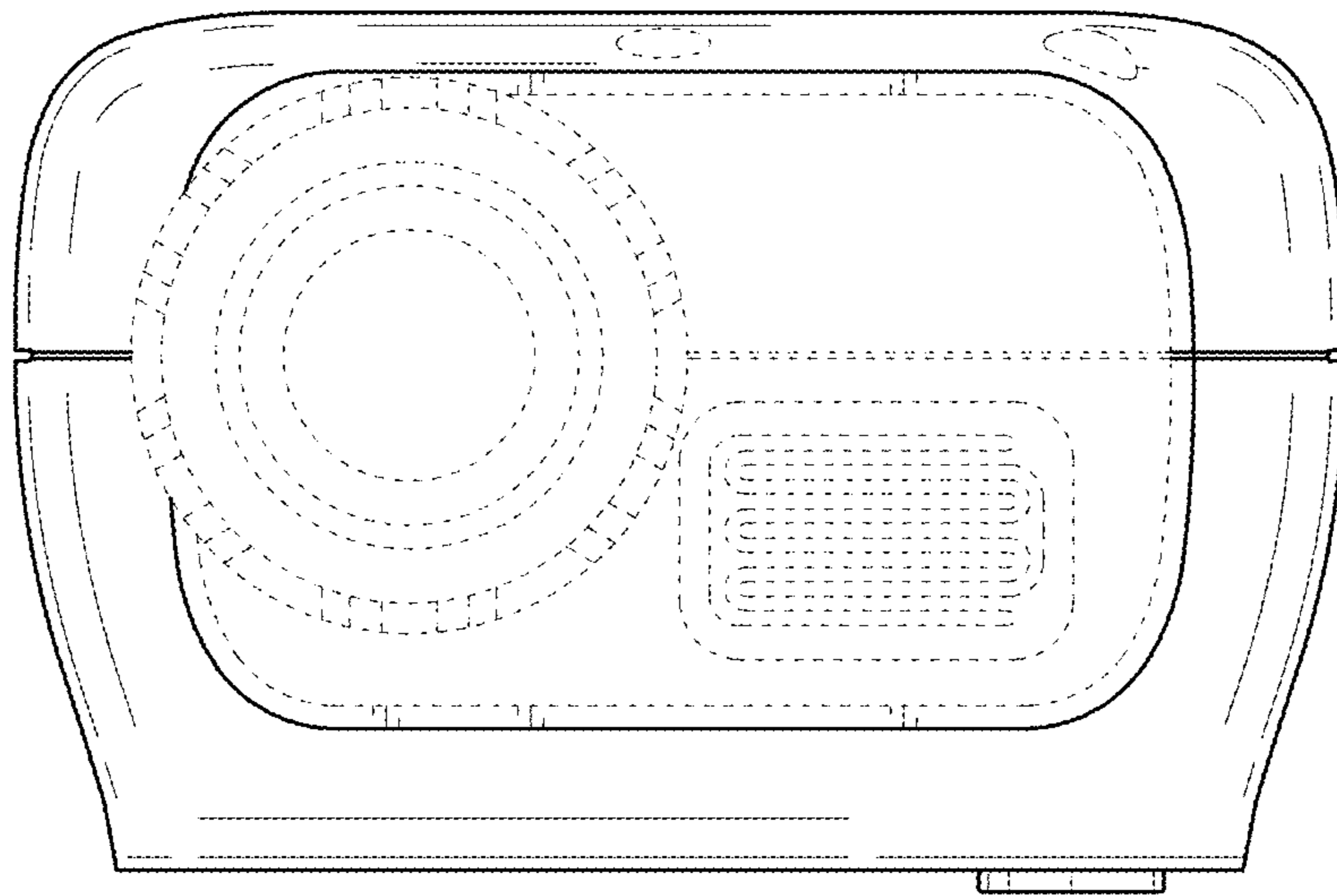


FIG. 5

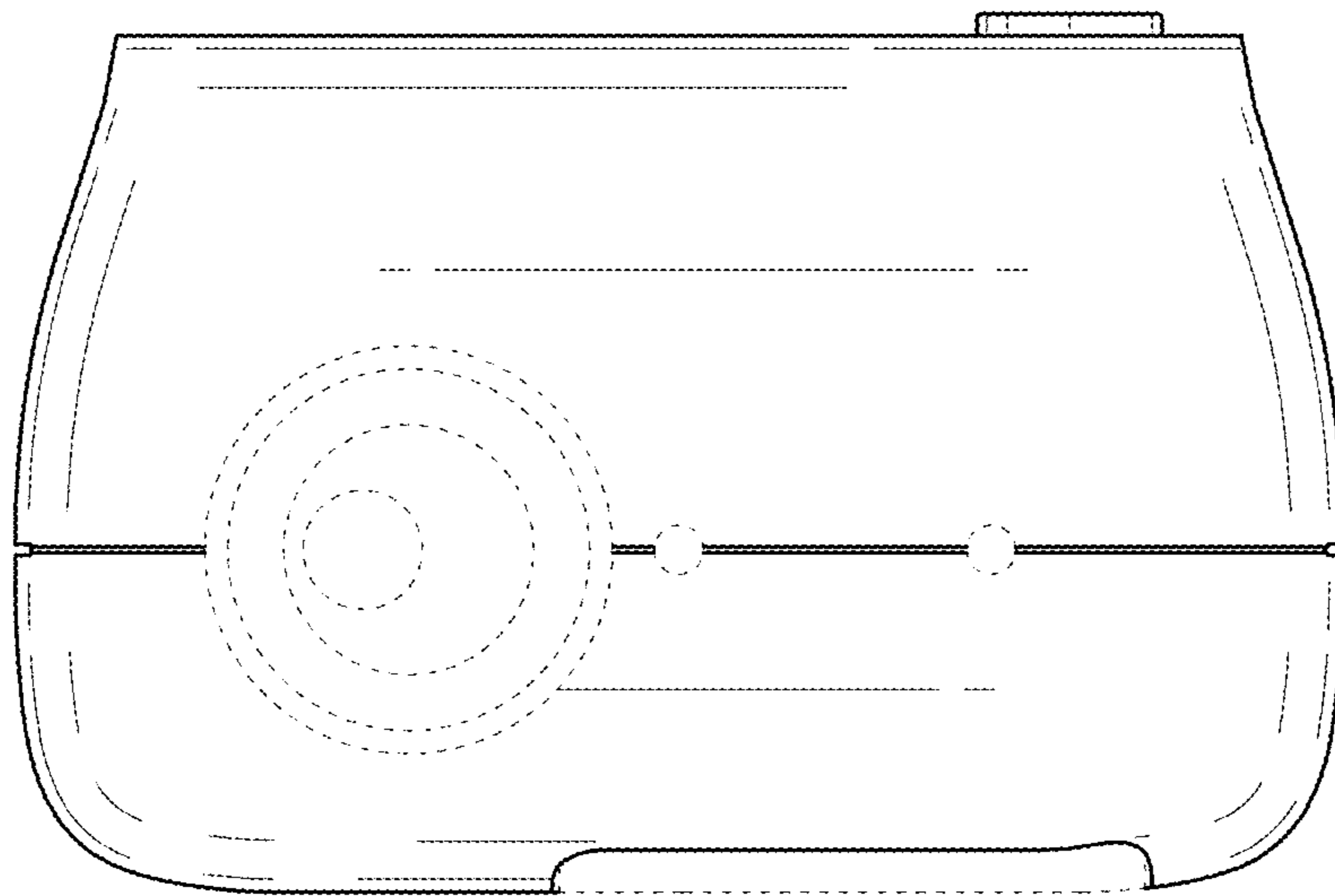


FIG. 6