



US00D896104S

(12) **United States Design Patent** (10) **Patent No.:** **US D896,104 S**
Herrmann (45) **Date of Patent:** **** Sep. 15, 2020**

(54) **WATCH CASE**
(71) Applicant: **Richemont International SA,**
Villars-sur-Glane (CH)
(72) Inventor: **Camille Herrmann,** Gland (CH)
(73) Assignee: **Richemont International SA,**
Villars-sur-Glane (CH)

D690,208 S * 9/2013 Sasaki D10/32
D765,533 S * 9/2016 Gueit D10/128
D771,506 S * 11/2016 Basargin D10/32
D778,178 S * 2/2017 Lee D10/38
D781,721 S * 3/2017 Abdourahim D10/38
D793,876 S * 8/2017 Lasserre D10/38
D824,793 S * 8/2018 Kociszewski D10/126
D834,953 S * 12/2018 Agayev D10/30

(**) Term: **15 Years**
(21) Appl. No.: **29/673,641**
(22) Filed: **Dec. 17, 2018**

(30) **Foreign Application Priority Data**
Jun. 18, 2018 (WO) DM/101710
(51) **LOC (12) Cl.** **10-02**
(52) **U.S. Cl.**
USPC **D10/38**
(58) **Field of Classification Search**
USPC D10/30, 31, 32, 33, 34, 35, 36, 37, 38,
D10/39, 122, 123, 124, 126, 128, 132;
D11/1, 2, 3, 12
CPC G04B 1/00; G04B 19/00; G04B 19/26;
G04B 19/06; G04B 19/10; G04B 19/18;
G04B 19/106; G04B 19/12; G04B 19/20;
G04B 19/22; G04B 19/21; G04B 17/28;
G04B 17/285
See application file for complete search history.

(56) **References Cited**
U.S. PATENT DOCUMENTS
D52,220 S * 7/1918 Jacot D10/132
D535,207 S * 1/2007 Skaggs D10/126
D615,881 S * 5/2010 Chastaingt D10/39
D627,243 S * 11/2010 Deleskiewicz D10/39
D682,121 S * 5/2013 Hegi D10/36
D688,141 S * 8/2013 Jamin D10/39

OTHER PUBLICATIONS

Amazon, Fossil Women's Virginia Quartz Watch, posted Apr. 12, 2013, [online], [visited Nov. 27, 2019]. Internet, <URL: https://www.amazon.com/Fossil-Womens-Virginia-Quartz-Stainless/dp/B00AFTT7IW?ref_ast_sto_dp&th=1&psc=1> (Year: 2013).*

* cited by examiner

Primary Examiner — Sheryl Lane
Assistant Examiner — Samantha N Wood
(74) *Attorney, Agent, or Firm* — Taft Stettinius & Hollister LLP

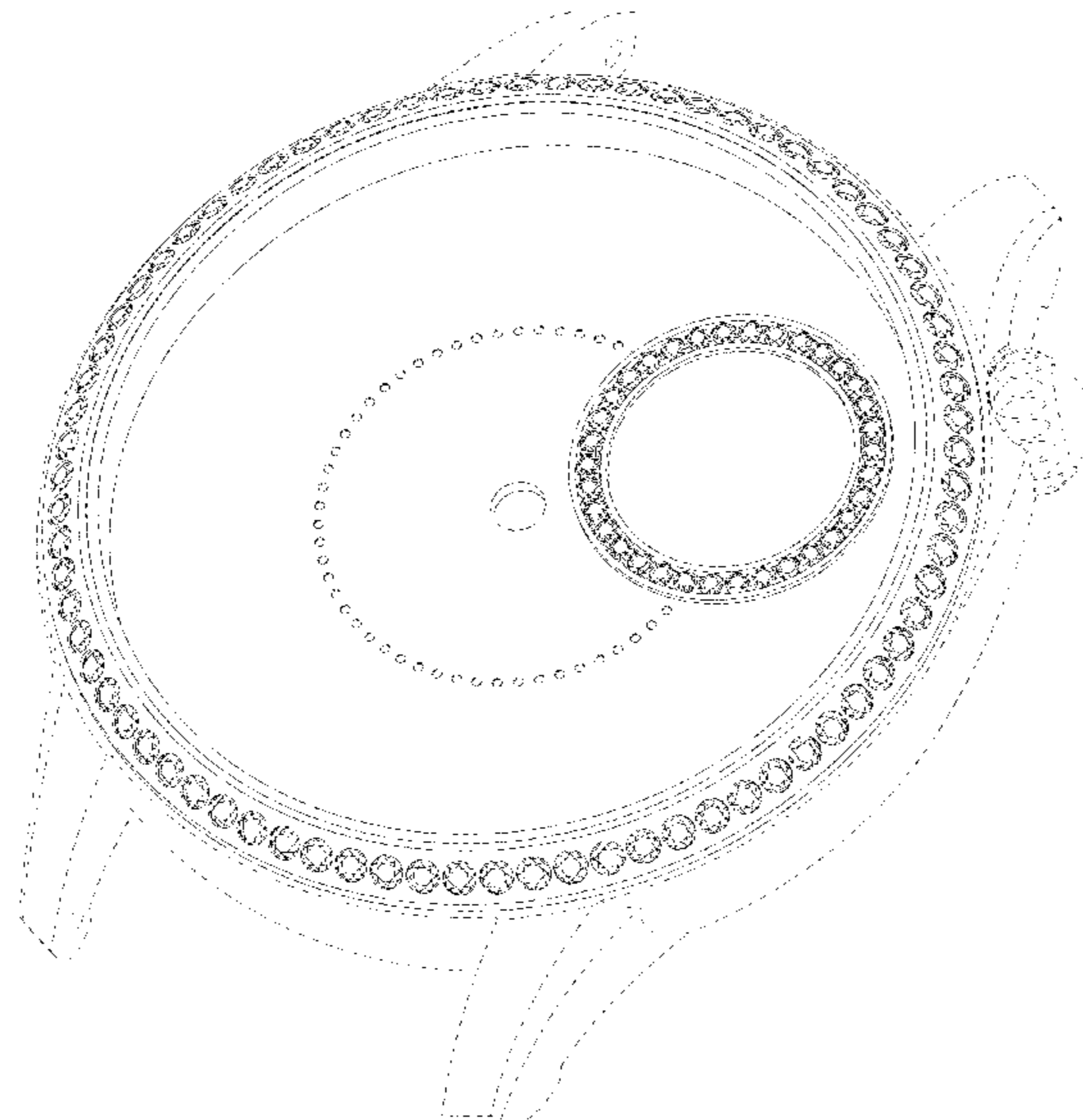
(57) **CLAIM**

The ornamental design for a watch case, as shown and described.

DESCRIPTION

FIG. 1 is a front elevational view of a watch case showing my new design;
FIG. 2 is a back elevational view thereof;
FIG. 3 is a right side elevational view thereof;
FIG. 4 is a left side elevational view thereof;
FIG. 5 is a bottom plan view thereof;
FIG. 6 is a top plan view thereof;
FIG. 7 is a front, right side perspective view thereof; and,
FIG. 8 is a back, left side perspective view thereof.
The broken lines depict unclaimed subject matter that forms no part of the claimed design.

1 Claim, 8 Drawing Sheets



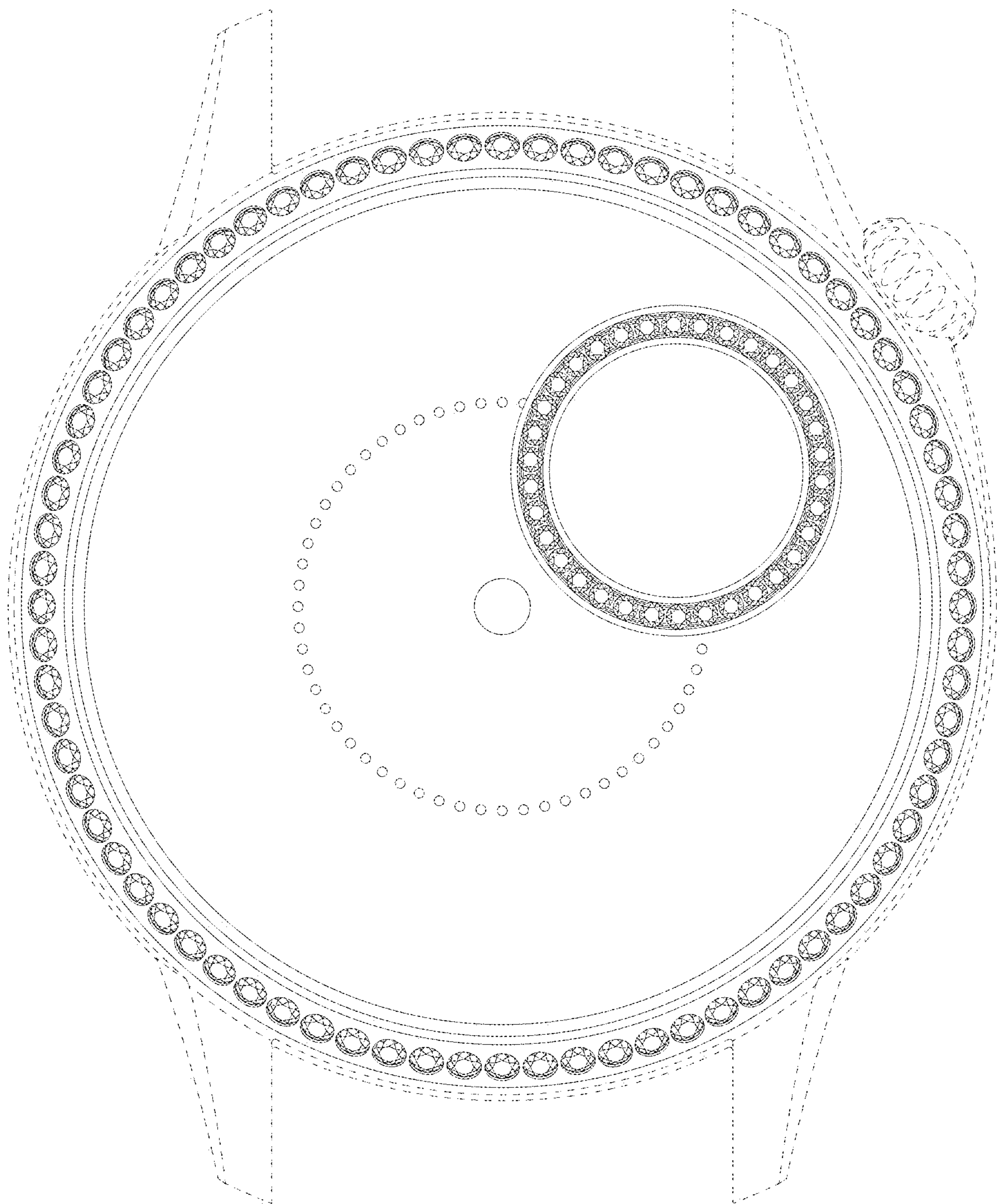


Fig. 1

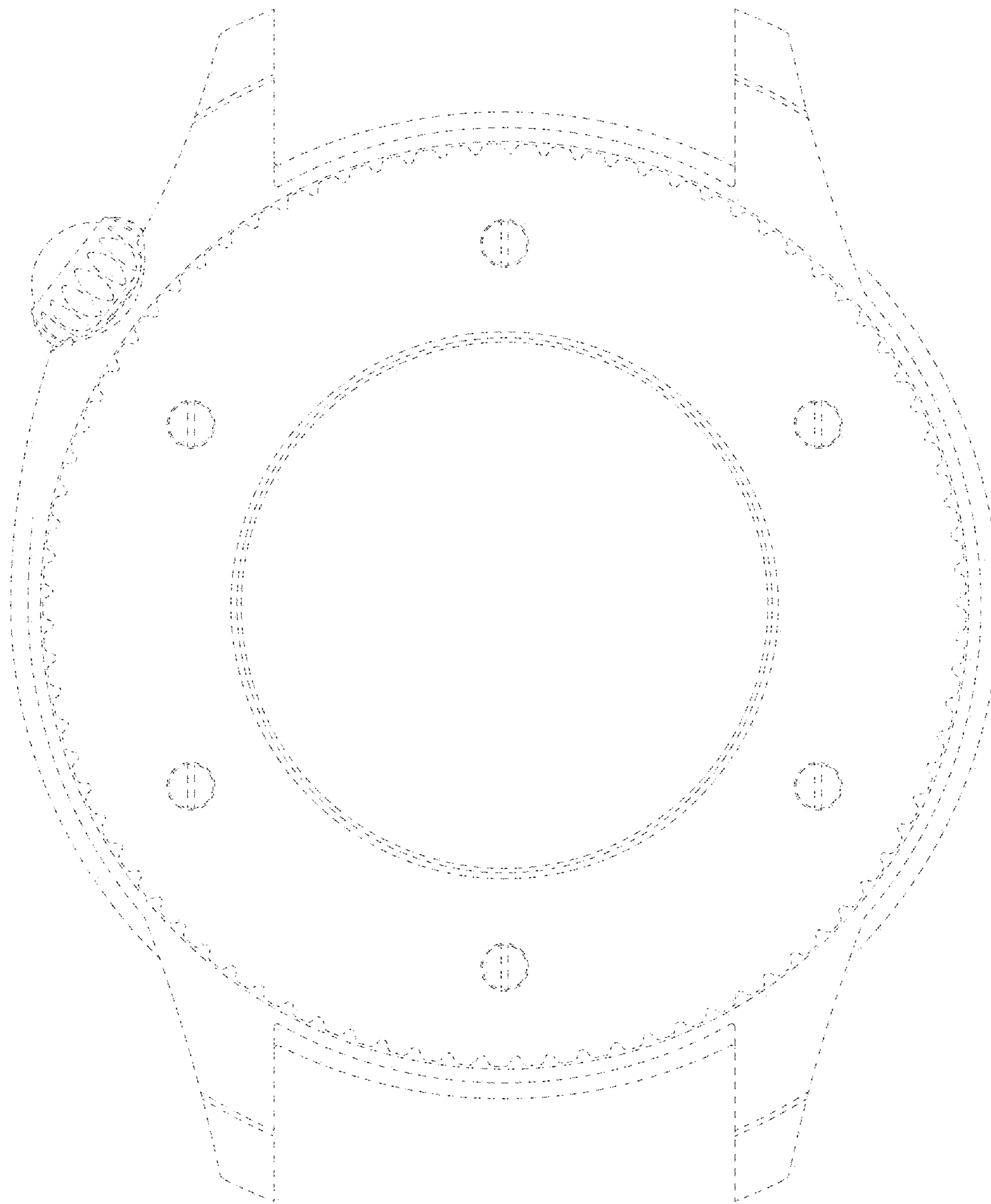


Fig. 2




Fig. 3




Fig. 4




Fig. 5

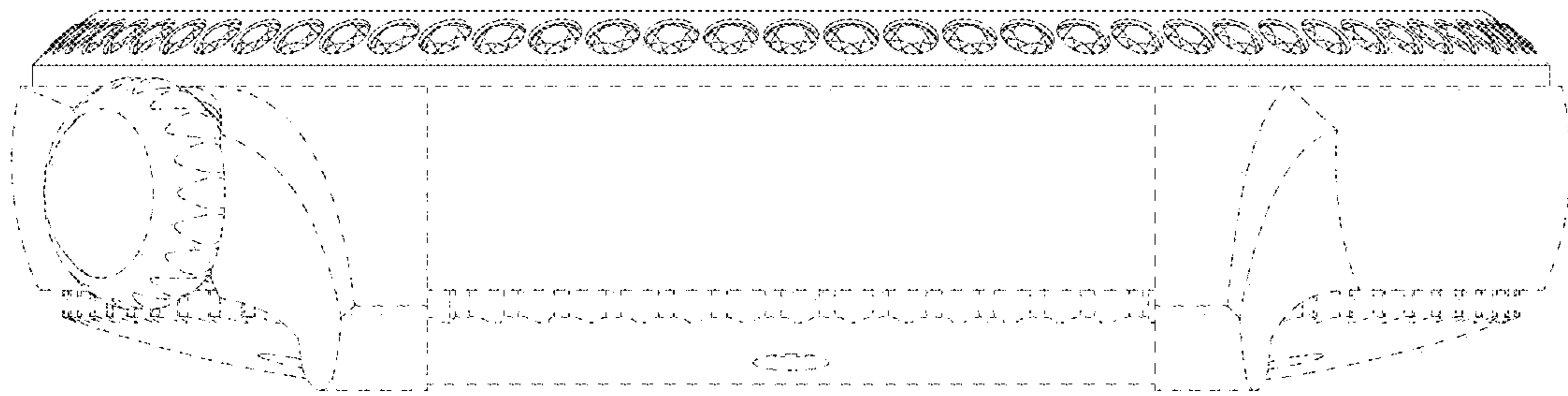


Fig. 6

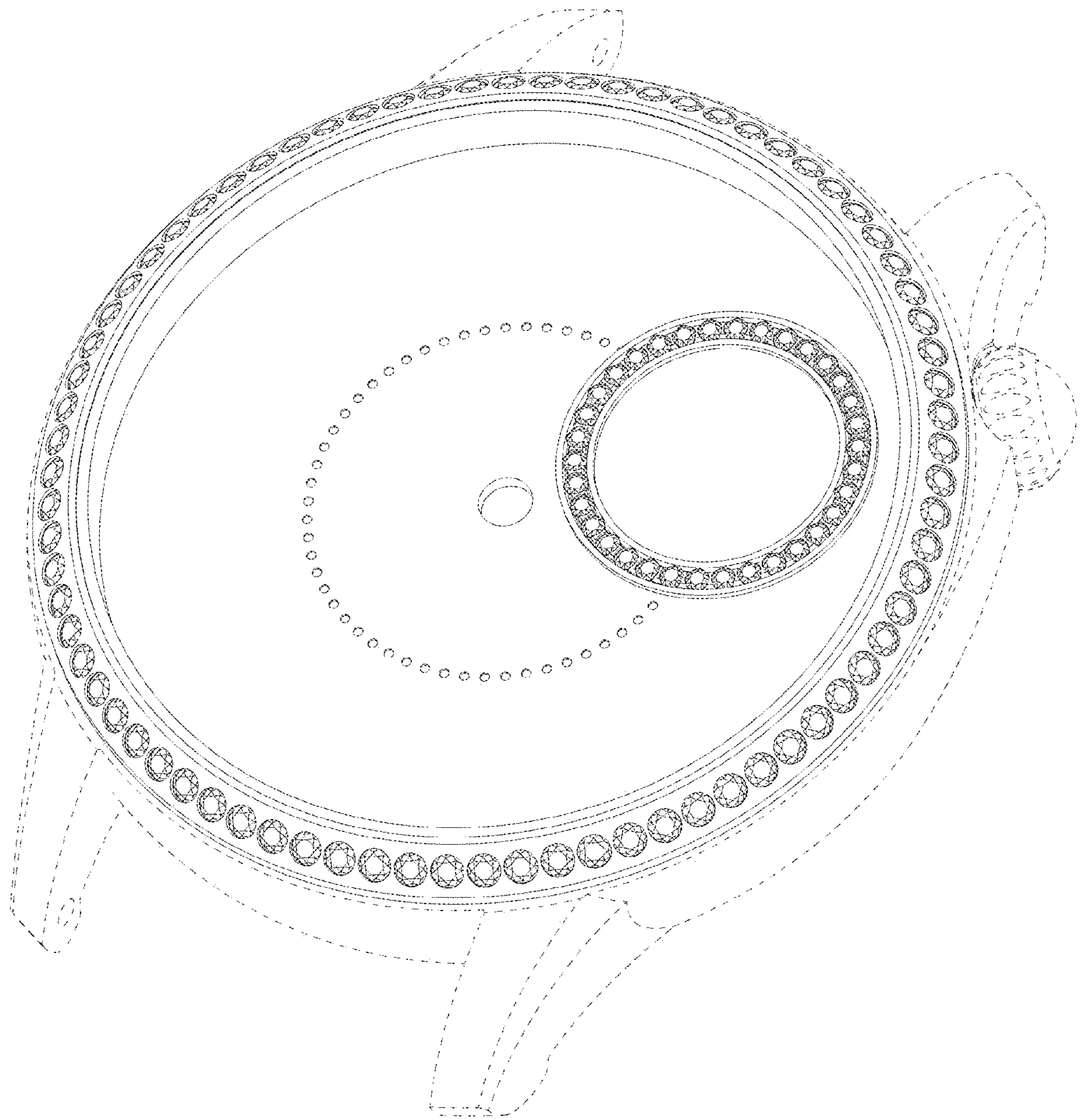


Fig. 7

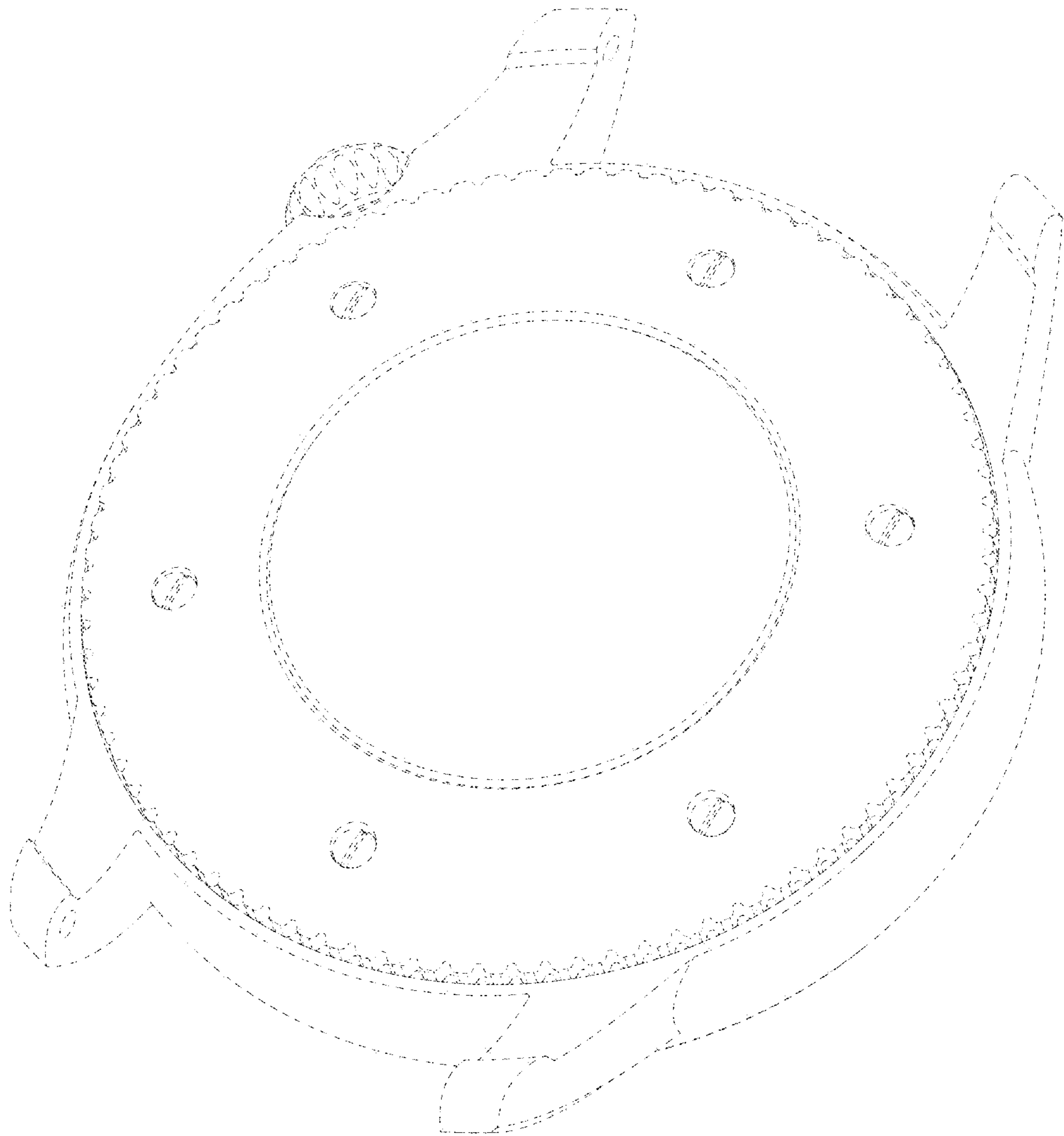


Fig. 8