



US00D896090S

(12) **United States Design Patent** (10) **Patent No.:** **US D896,090 S**  
**Stephens et al.** (45) **Date of Patent:** **\*\* Sep. 15, 2020**

(54) **BOTTLE**  
(71) Applicant: **HENKEL IP & HOLDING GMBH**,  
Duesseldorf (DE)  
(72) Inventors: **John Brandon Stephens**, Auburn, AL  
(US); **Daniel Peter Sterling**, Fairfield,  
CT (US); **Glenn W Kaye**, Norwalk, CT  
(US)  
(73) Assignee: **Henkel IP & Holding GmbH** (DE)  
(\*\*) Term: **15 Years**  
(21) Appl. No.: **29/705,524**  
(22) Filed: **Sep. 12, 2019**  
(51) **LOC (12) Cl.** ..... **09-01**  
(52) **U.S. Cl.**  
USPC ..... **D9/543; D9/571**  
(58) **Field of Classification Search**  
USPC ..... D9/434, 516, 523, 528, 530, 543, 571,  
D9/575, 682, 685, 715, 719  
CPC ..... B65D 1/00; B65D 1/02; B65D 1/0223;  
B65D 1/023; B65D 1/40; B65D 23/00;  
B65D 23/10; B65D 23/102; B65D 25/00;  
B65D 25/28; B65D 25/2882; B65D  
25/2888; B65D 25/2894; B65D 25/2897;  
B65D 2501/00; B65D 2501/0009; B65D  
2501/0081; B05B 11/0037  
See application file for complete search history.

(56) **References Cited**  
U.S. PATENT DOCUMENTS  
D213,170 S 1/1969 Muller et al.  
D236,432 S 8/1975 O'Brien  
D319,972 S 9/1991 Segati et al.  
D333,609 S 3/1993 Beaumont  
D342,451 S \* 12/1993 Warner ..... D9/543  
D342,678 S \* 12/1993 Warner ..... D9/523

D402,561 S 12/1998 Utrup et al.  
D403,588 S \* 1/1999 Jungmann ..... D9/523  
D406,052 S 2/1999 Dumont et al.  
5,875,940 A 3/1999 Mayfield  
D427,078 S 6/2000 Schaaf et al.  
D432,021 S 10/2000 Caughey et al.  
D444,708 S 7/2001 Cummings  
D447,420 S \* 9/2001 Cummings ..... D9/523  
D447,954 S 9/2001 Cummings  
D486,397 S 2/2004 Crawford et al.  
D487,401 S \* 3/2004 Cotton ..... D9/523  
D495,257 S 8/2004 Crawford et al.  
D501,796 S \* 2/2005 Crawford ..... D9/523  
D510,869 S \* 10/2005 Gross ..... D9/523  
D556,045 S \* 11/2007 Kamath ..... D9/543  
D557,140 S \* 12/2007 Voight ..... D9/530  
D557,608 S \* 12/2007 Feen ..... D9/523  
D581,805 S 12/2008 Suxdorf  
D632,586 S 2/2011 Bowers et al.  
D703,539 S \* 4/2014 Williams ..... D9/523  
D719,451 S \* 12/2014 Hyder ..... D9/523  
D780,585 S \* 3/2017 Nho ..... D9/530

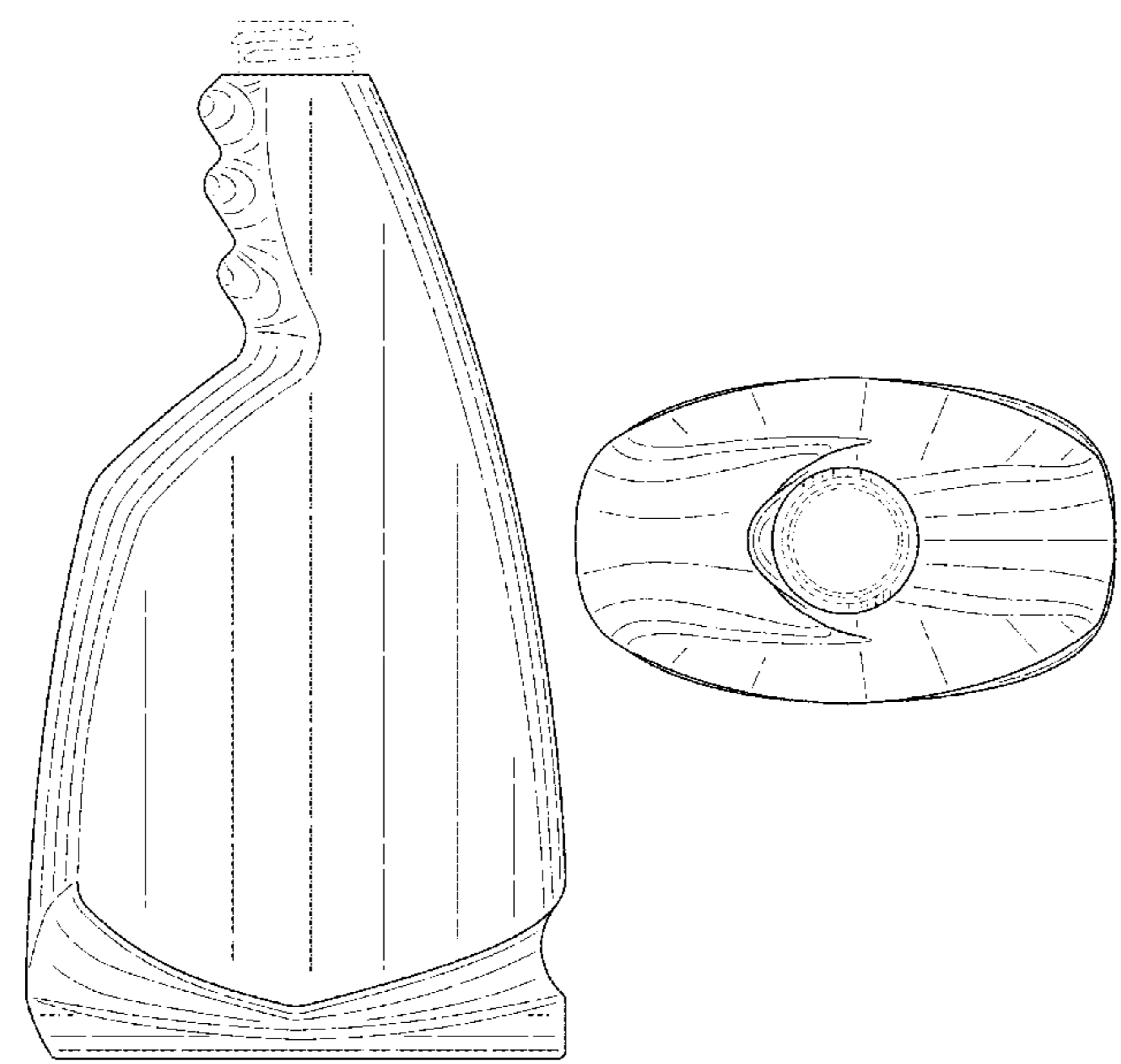
(Continued)

Primary Examiner — Dana Meyrow  
(74) Attorney, Agent, or Firm — Bojuan Deng

(57) **CLAIM**  
The ornamental design for bottle, as shown and described.

**DESCRIPTION**  
FIG. 1 is a front perspective view of a bottle embodying the new design;  
FIG. 2 is a front side elevation view thereof;  
FIG. 3 is a rear side elevation view thereof;  
FIG. 4 is a right side elevation view thereof;  
FIG. 5 is a left side elevation view thereof;  
FIG. 6 is a top plan view thereof; and,  
FIG. 7 is a bottom plan view thereof.  
The broken lines shown in the drawings depict portions of the bottle that form no part of the claimed design.

**1 Claim, 7 Drawing Sheets**



(56)

**References Cited**

U.S. PATENT DOCUMENTS

D792,779 S \* 7/2017 Nguyen ..... D9/520  
2003/0080209 A1 5/2003 Dubreuil et al.  
2008/0277430 A1 11/2008 Maas et al.

\* cited by examiner

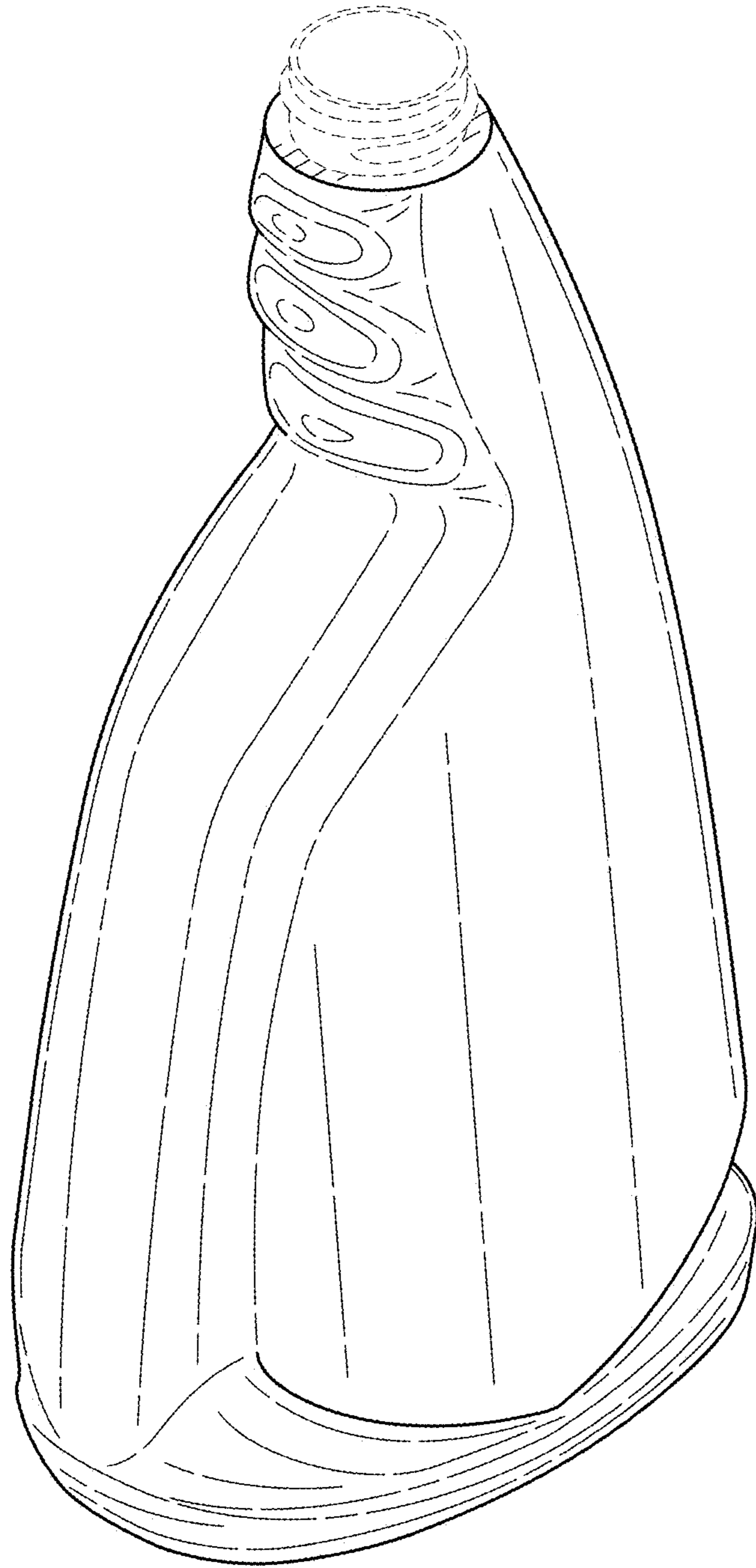


FIG.1

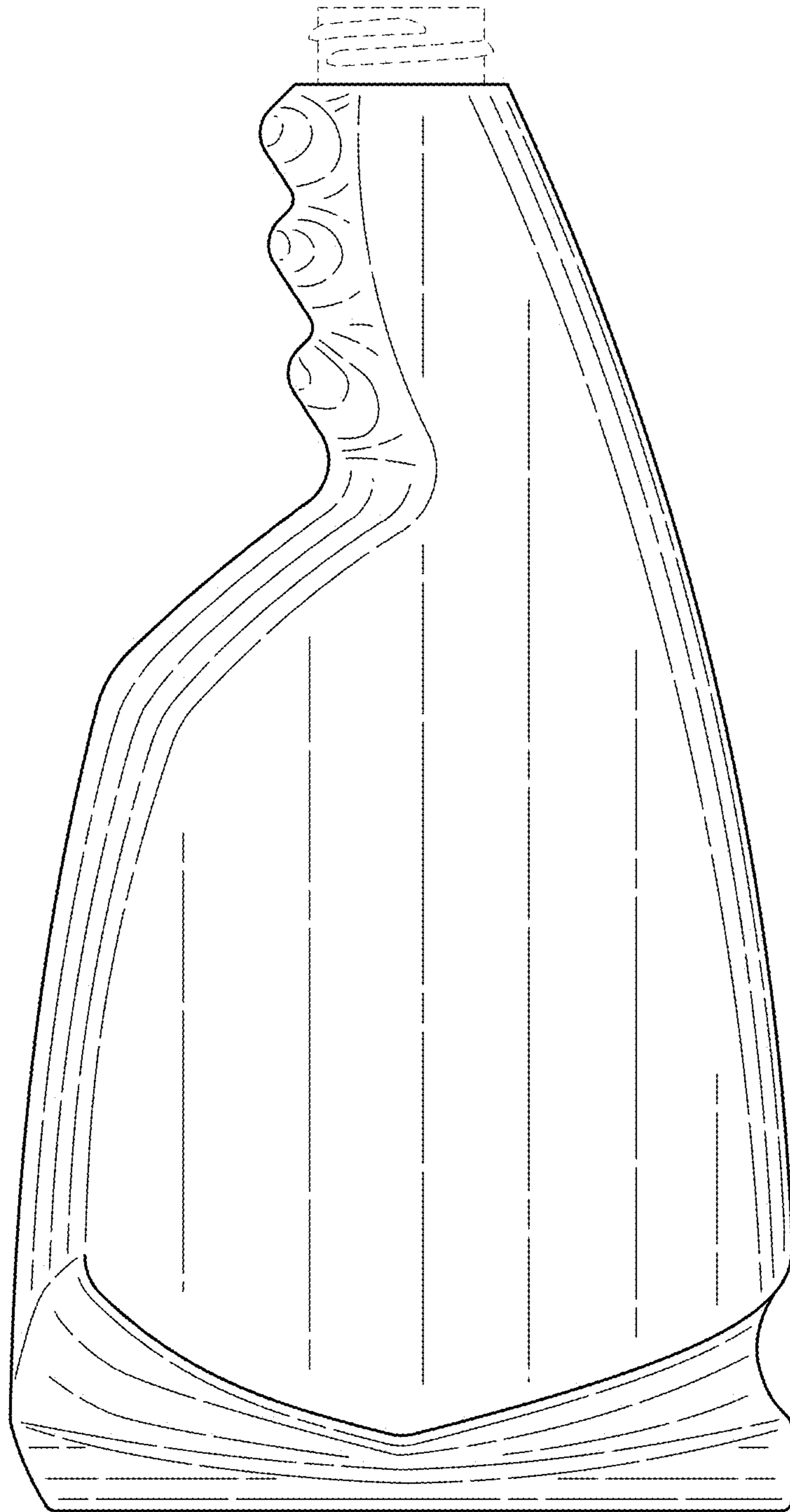


FIG.2

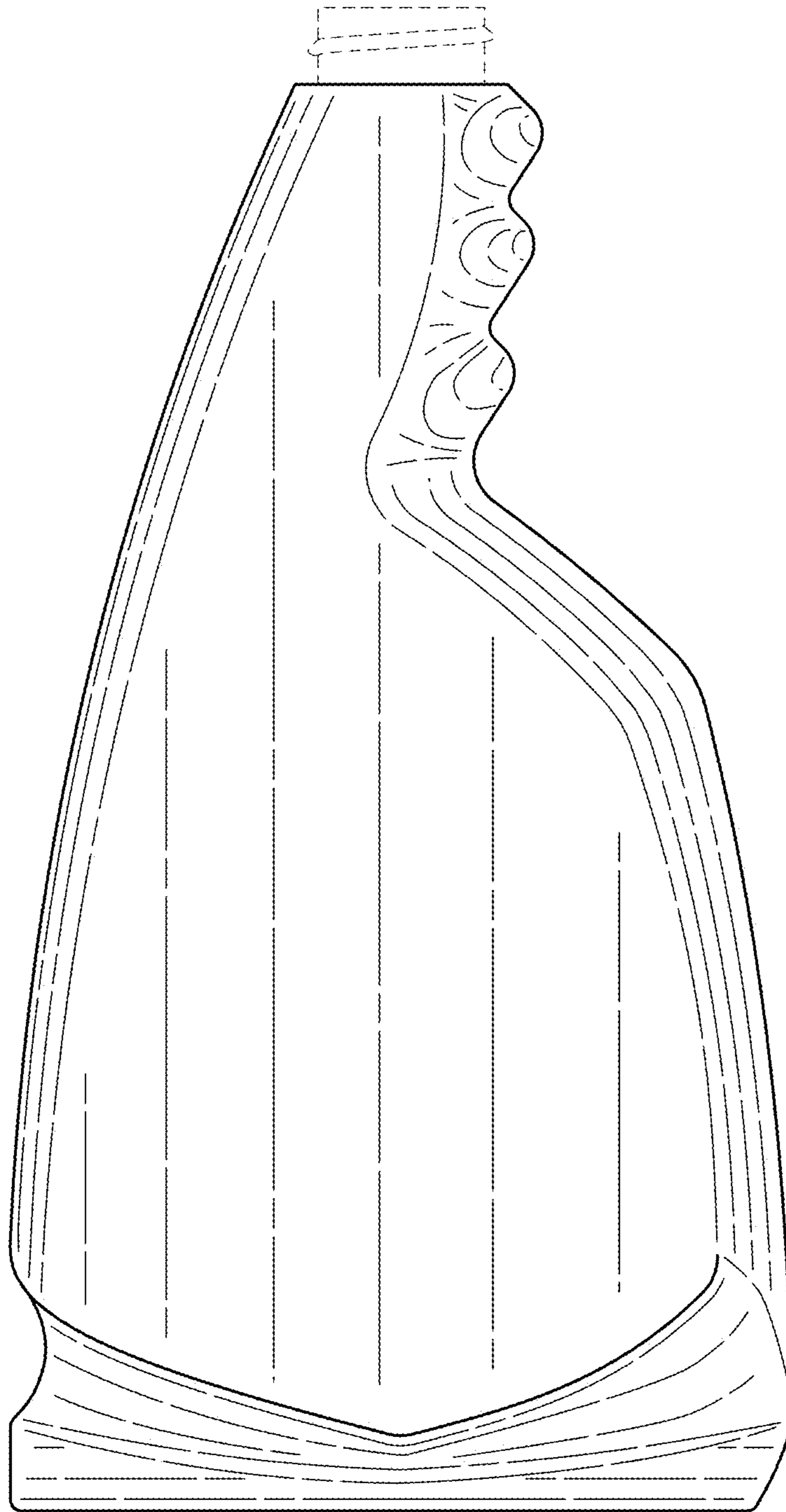


FIG.3

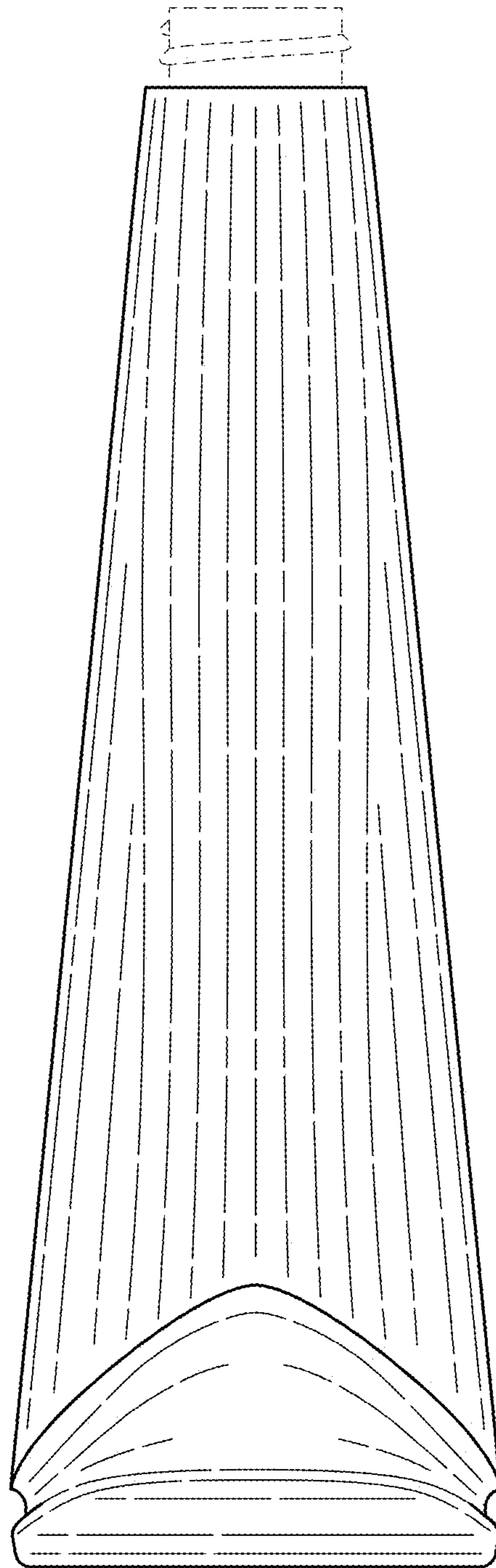


FIG.4

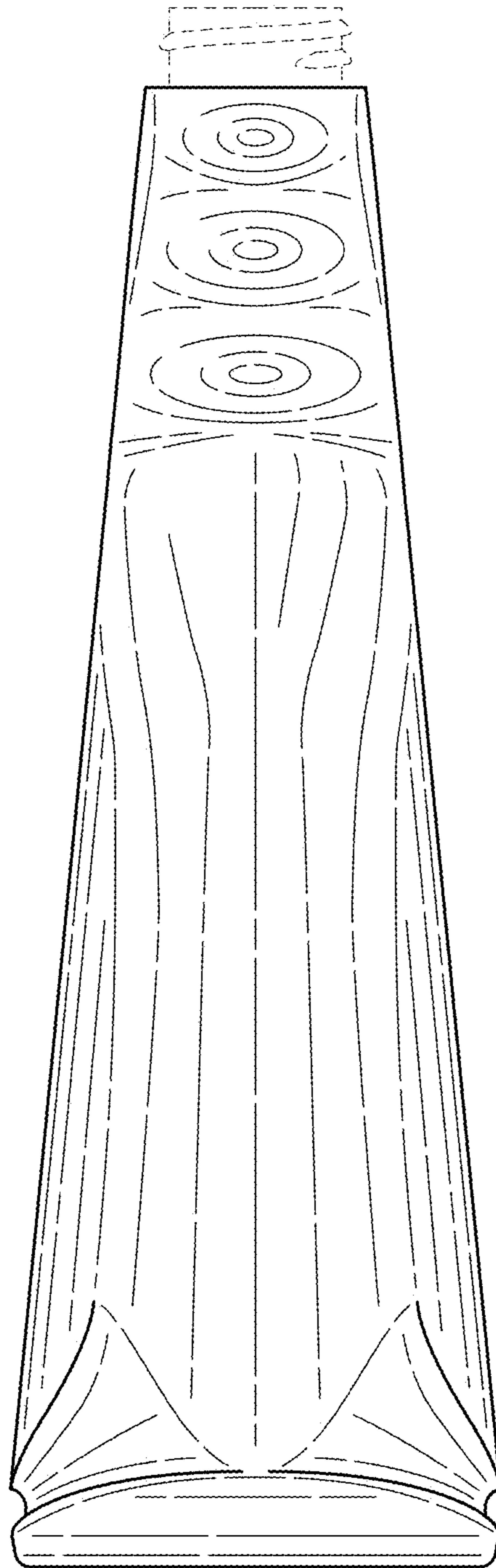


FIG.5

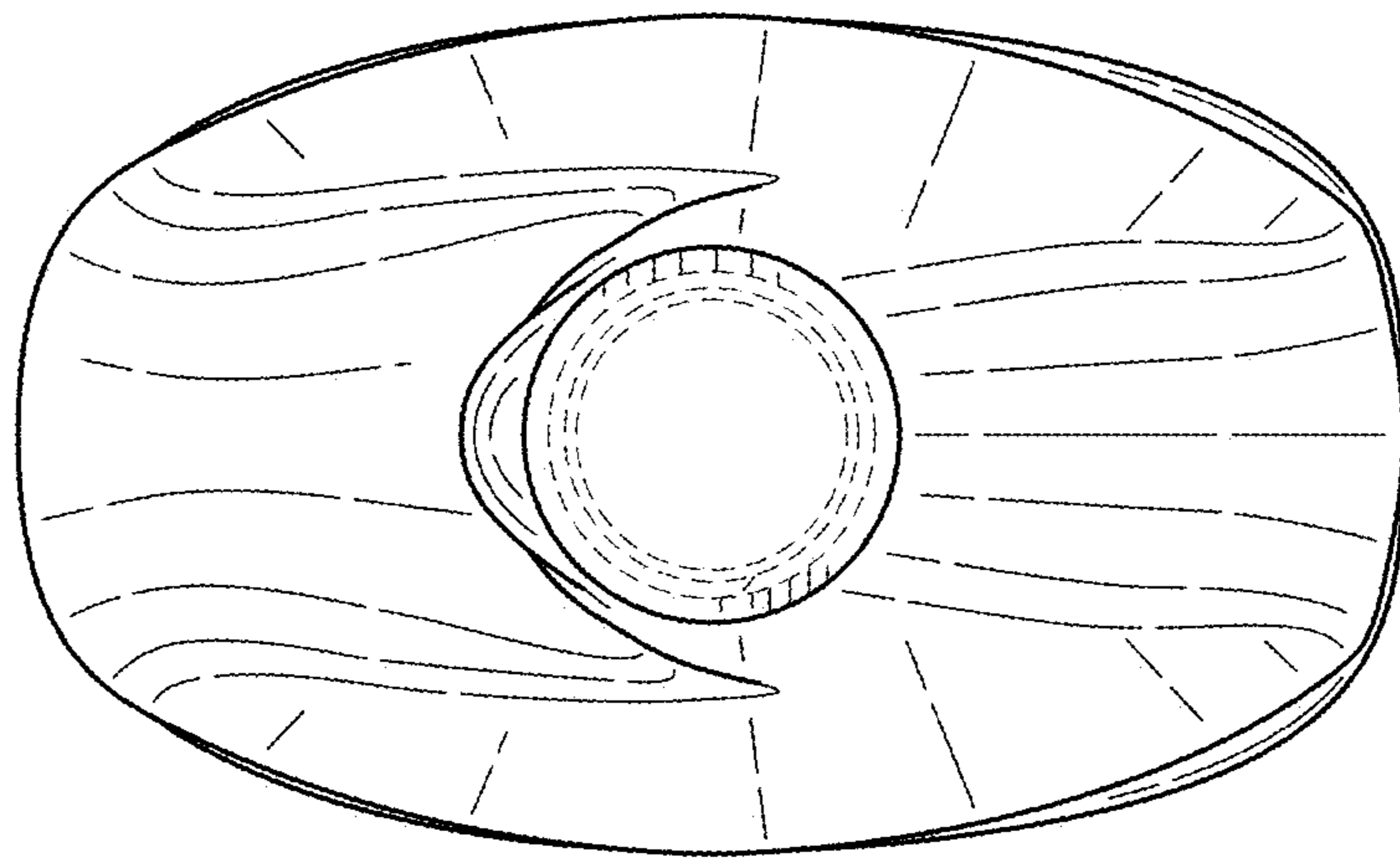


FIG.6



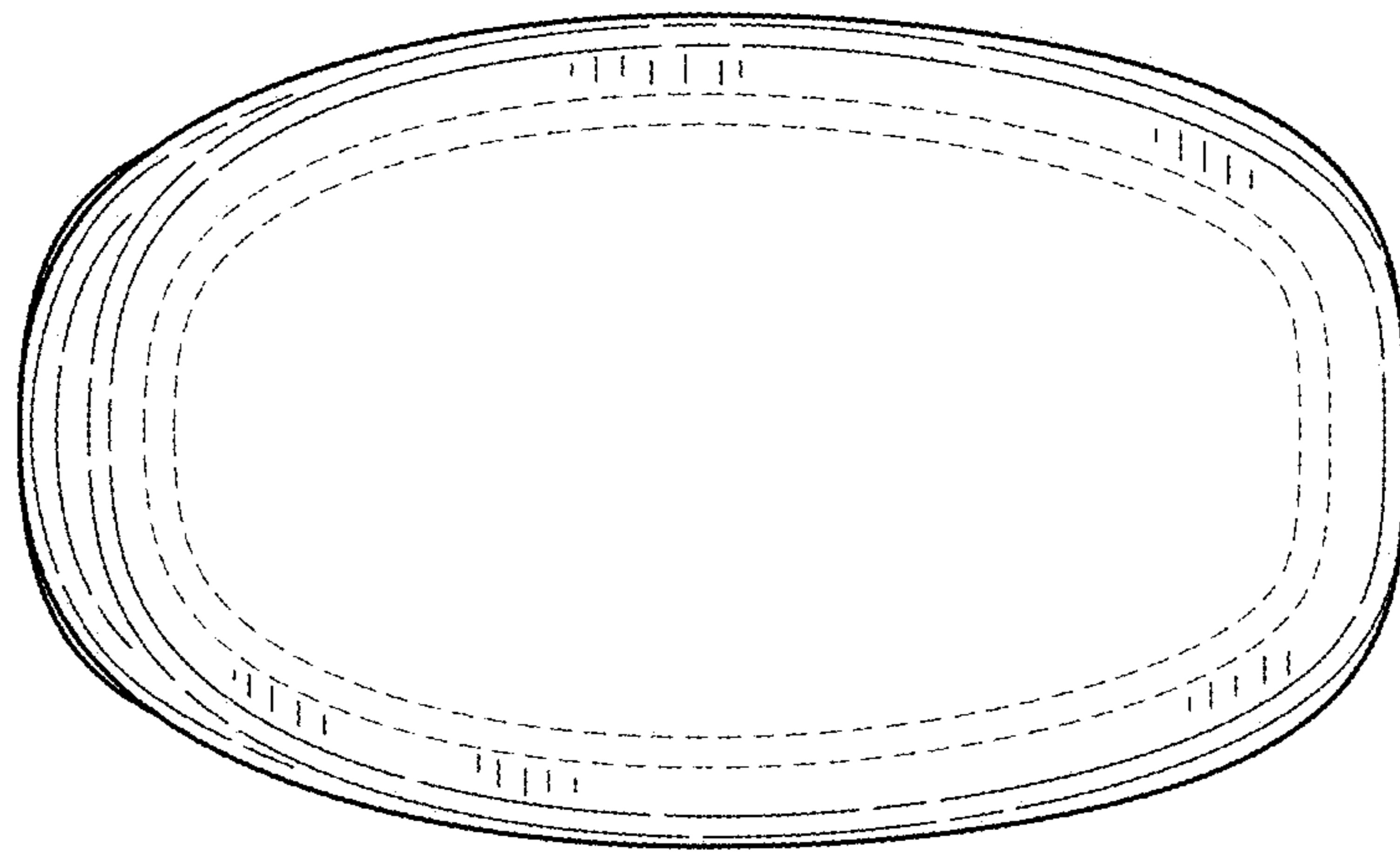


FIG. 7