

US00D896063S

(12) **United States Design Patent** (10) **Patent No.:** **US D896,063 S**
Baldwin (45) **Date of Patent:** **** Sep. 15, 2020**

(54) **TOGGLE SWITCH COVER**

- (71) Applicant: **Jeffrey Baldwin**, Anthem, AZ (US)
- (72) Inventor: **Jeffrey Baldwin**, Anthem, AZ (US)
- (**) Term: **15 Years**
- (21) Appl. No.: **29/593,486**
- (22) Filed: **Feb. 9, 2017**
- (51) **LOC (12) Cl.** **11-05**
- (52) **U.S. Cl.**
USPC **D8/350**
- (58) **Field of Classification Search**
USPC D8/330, 331, 336, 338, 339, 340, 350
CPC G05B 19/00; G05B 15/00; E05B 49/00;
E05B 9/00
See application file for complete search history.

OTHER PUBLICATIONS

Eaton, Eaton PJS26W Arrow Hart Pjs26 Decorative Screw less Wall Plate, <https://www.amazon.com/EATON-PJS26W-Decorator-Screwless-Wallplate/dp/B002GBOZ3E> (Year: 2009).*

Leviton AWP0F-10W Wallplate for Renoir II Architectural Wall Box Dimmer, Fins Left on, 1 Narrow Dimmer Supported, White , Amazon.com (Year: 2011).*

* cited by examiner

Primary Examiner — Mark A Goodwin
Assistant Examiner — Benjamin M Weeks

(74) *Attorney, Agent, or Firm* — Booth Udall Fuller, PLC

(57) **CLAIM**

I claim the ornamental design for a toggle switch cover, as shown and described.

(56) **References Cited**

U.S. PATENT DOCUMENTS

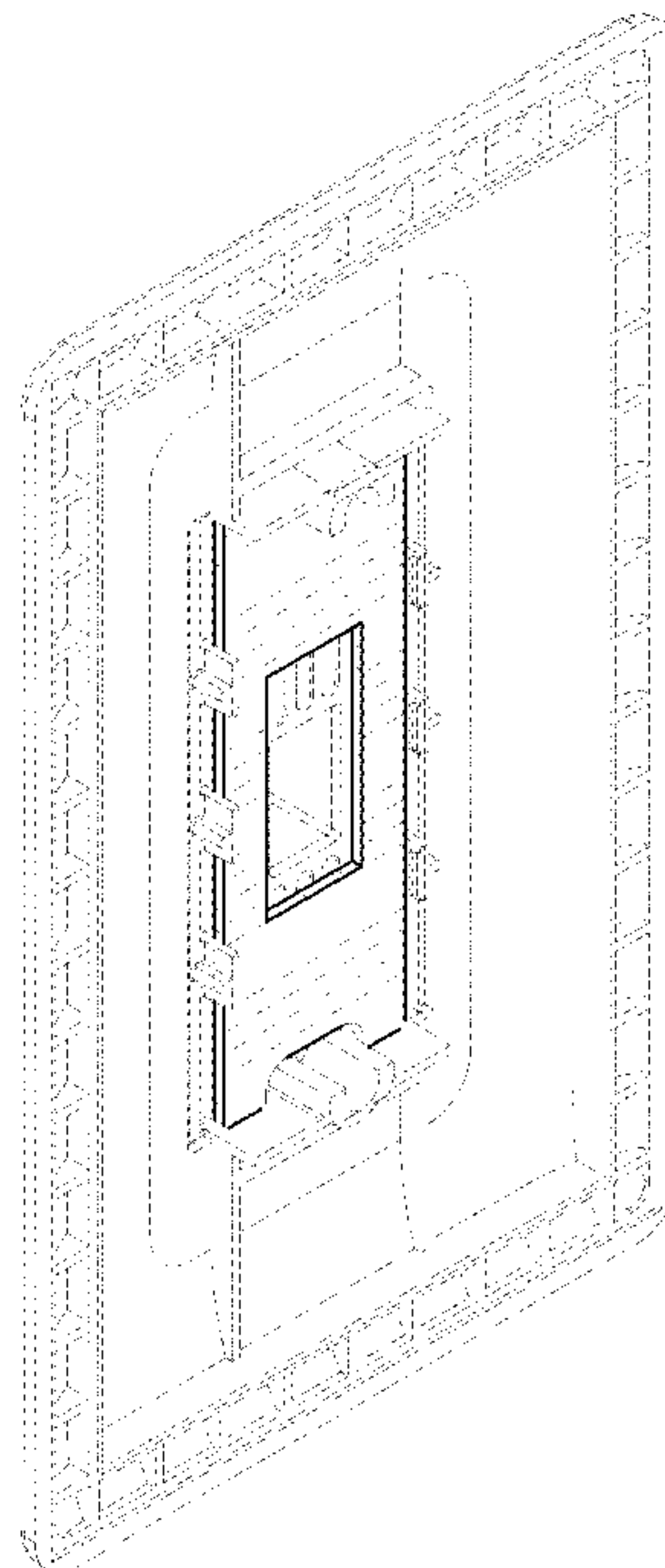
4,293,173	A	10/1981	Tricca	
D425,775	S *	5/2000	Schlack	D8/331
D467,880	S *	12/2002	Kawashima	D13/158
D467,881	S *	12/2002	Omata	D13/158
D467,882	S *	12/2002	Omata	D13/158
8,222,522	B1	7/2012	Easthouse	
D714,617	S *	10/2014	Miller	D8/350
D729,612	S *	5/2015	de Peralta	D8/350
D730,158	S *	5/2015	Miller	D8/350
9,236,722	B1	1/2016	Baldwin	
D804,287	S *	12/2017	Baldwin	D8/350
D809,899	S *	2/2018	Knight	D8/353
D810,695	S *	2/2018	Hagarty	D13/156
D810,696	S *	2/2018	Hagarty	D13/156
D842,076	S *	3/2019	Knight	D8/353
D842,817	S *	3/2019	Covell	D13/154
2002/0063050	A1	5/2002	Shotey	

DESCRIPTION

FIG. 1 is a rear perspective view of a toggle switch cover in a wall plate showing my design;
FIG. 2 is a rear perspective view thereof;
FIG. 3 is a perspective view of a backing plate of the toggle switch cover;
FIG. 4 is a front elevational view thereof, the rear elevational view being identical;
FIG. 5 is a top elevational view thereof, the bottom elevational view being identical; and,
FIG. 6 is a right elevational view thereof, the left elevational view being identical.

The broken lines shown in the Figures are included for the purpose of illustrating environmental features and form no part of the claimed design.

1 Claim, 4 Drawing Sheets



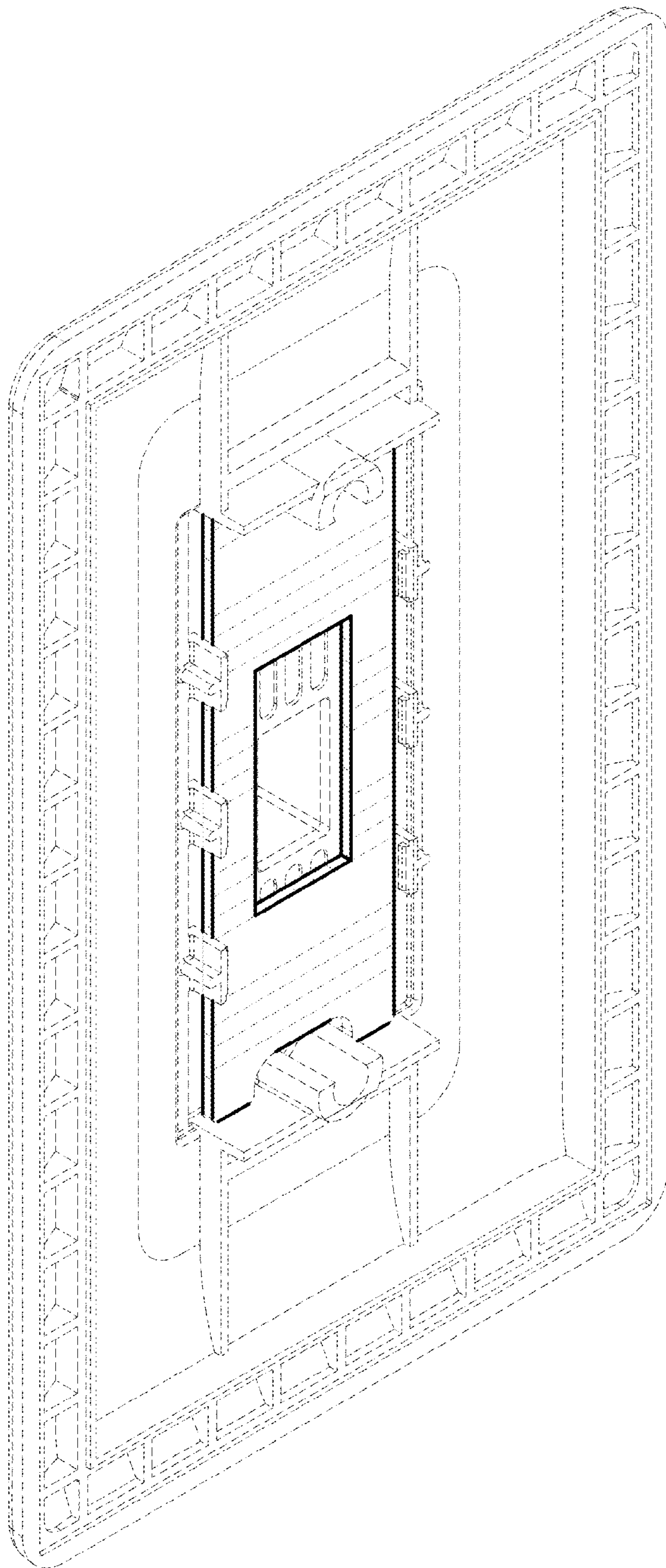


FIG. 1

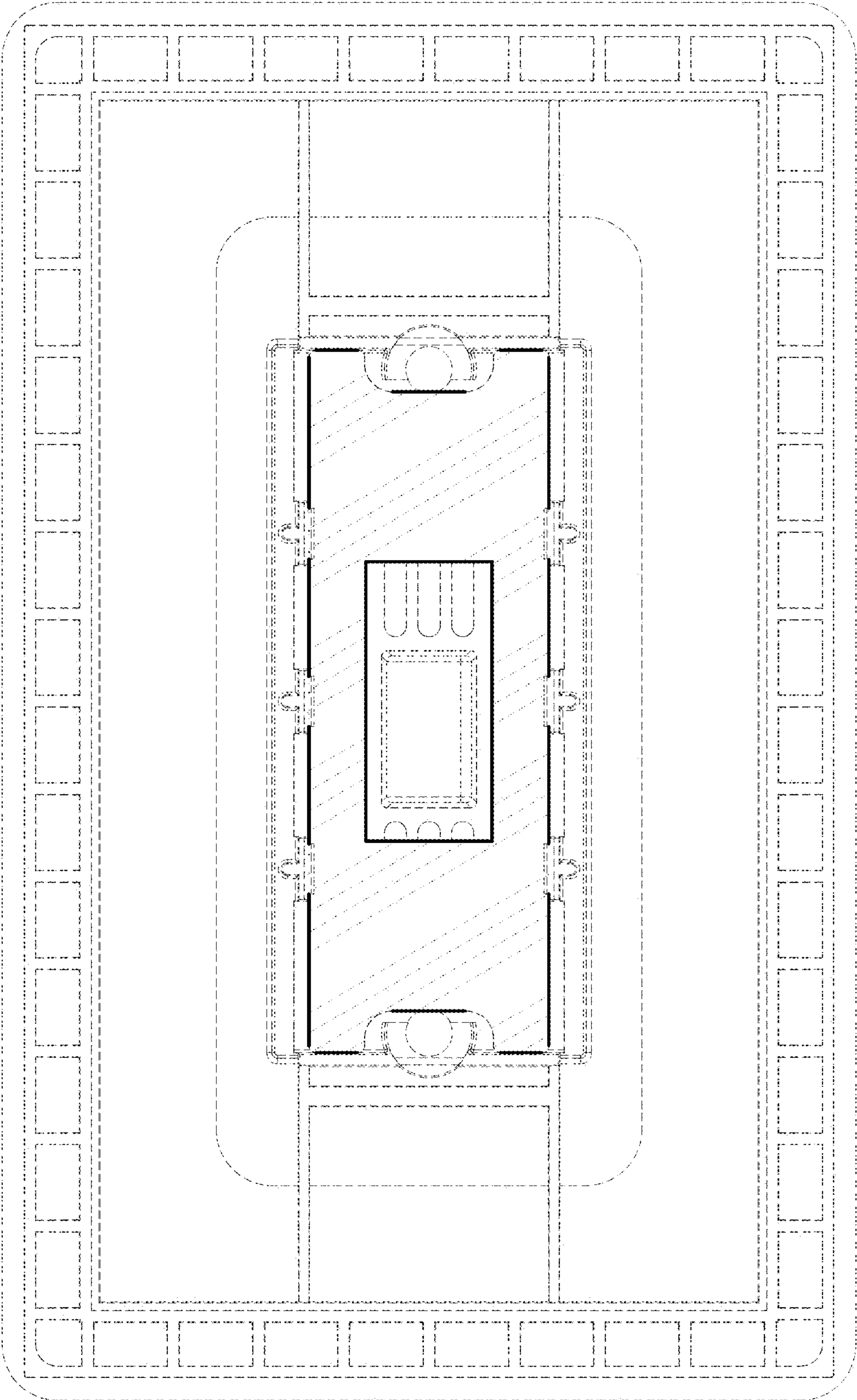


FIG. 2

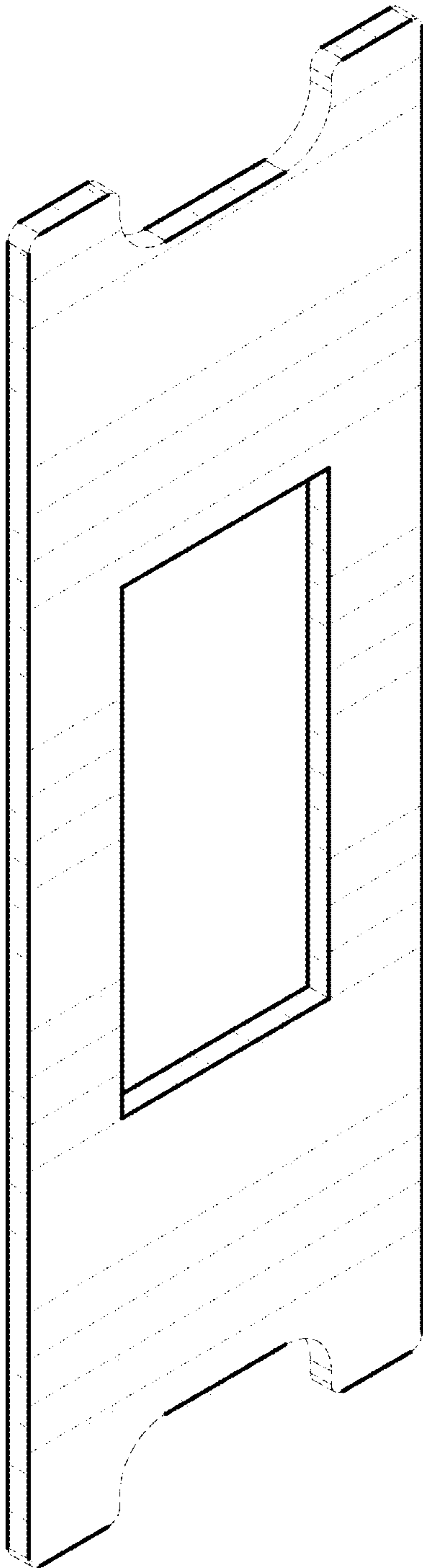


FIG. 3




FIG. 5

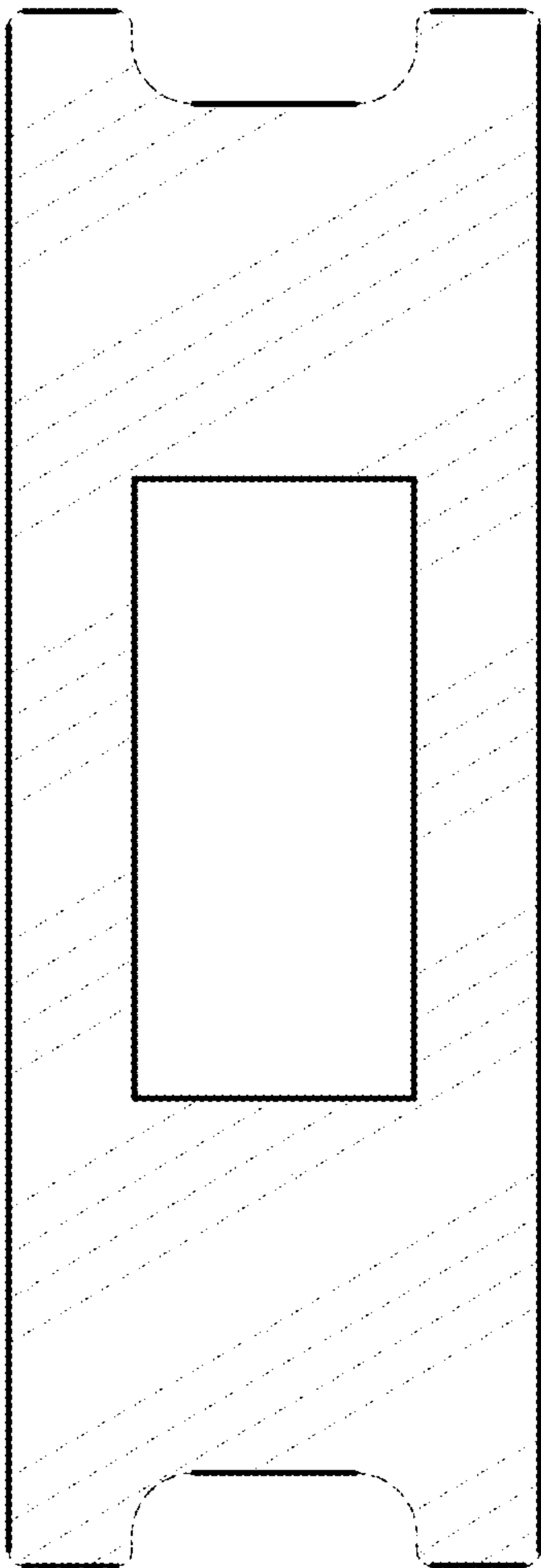


FIG. 4



FIG. 6