



US00D896037S

(12) **United States Design Patent** (10) **Patent No.:** **US D896,037 S**
Rollens (45) **Date of Patent:** **** Sep. 15, 2020**

(54) **DOUBLE WALL BOWL**
(71) Applicant: **Matthew Rollens**, Granite Bay, CA (US)
(72) Inventor: **Matthew Rollens**, Granite Bay, CA (US)
(**) Term: **15 Years**
(21) Appl. No.: **29/680,004**
(22) Filed: **Feb. 12, 2019**
(51) **LOC (12) Cl.** **07-01**
(52) **U.S. Cl.**
USPC **D7/584; D7/523**
(58) **Field of Classification Search**
USPC D7/500, 587, 565, 560, 543, 584, 523;
D30/130
CPC A47G 19/025; A47G 19/02
See application file for complete search history.

D551,502 S * 9/2007 Bodum D7/509
D553,909 S * 10/2007 Bodum D7/500
D626,790 S * 11/2010 Gibson D7/325
D651,467 S * 1/2012 Bodum D7/509
8,328,014 B2 * 12/2012 Saunders B65D 77/0486
206/426
D697,760 S * 1/2014 Uchida D7/558
D697,761 S * 1/2014 Uchida D7/558
D698,603 S * 2/2014 Huckestein D7/509
D742,176 S * 11/2015 Thun D7/509
D743,208 S * 11/2015 Thun D7/509
D744,283 S * 12/2015 Thun D7/509
D744,284 S * 12/2015 Thun D7/509
D750,938 S * 3/2016 Thun D7/523
D777,521 S * 1/2017 Struggl D7/534
D793,170 S * 8/2017 Karussi D7/538
D794,393 S * 8/2017 Karussi D7/538
D794,394 S * 8/2017 Karussi D7/538
D807,121 S * 1/2018 Mittal D7/587
D824,216 S * 7/2018 Nicoletos D7/584
D828,102 S * 9/2018 Kasha D7/584
D848,226 S * 5/2019 Joseph D7/630
2016/0176614 A1 * 6/2016 Mittal B32B 15/20
219/725

* cited by examiner

Primary Examiner — Cynthia R Underwood

(56) **References Cited**
U.S. PATENT DOCUMENTS

948,434 A * 2/1910 Scott A47G 19/02
220/575
D48,241 S * 12/1915 Churchill D7/545
D54,110 S * 11/1919 McHale et al. D7/586
D54,898 S * 4/1920 Churchill D7/545
D55,222 S * 5/1920 Wentz D7/500
D55,366 S * 6/1920 Churchill D7/354
2,492,892 A * 12/1949 Schlumbohm A47J 27/002
126/377.1
D239,999 S * 5/1976 Christian D7/584
D391,118 S * 2/1998 Jørgensen D7/584
D485,127 S * 1/2004 Maier-Aichen D7/584
D519,785 S * 5/2006 Bodum D7/509
D543,787 S * 6/2007 Wasserman D7/565
D550,033 S * 9/2007 Bodum D7/509
D550,034 S * 9/2007 Bodum D7/509

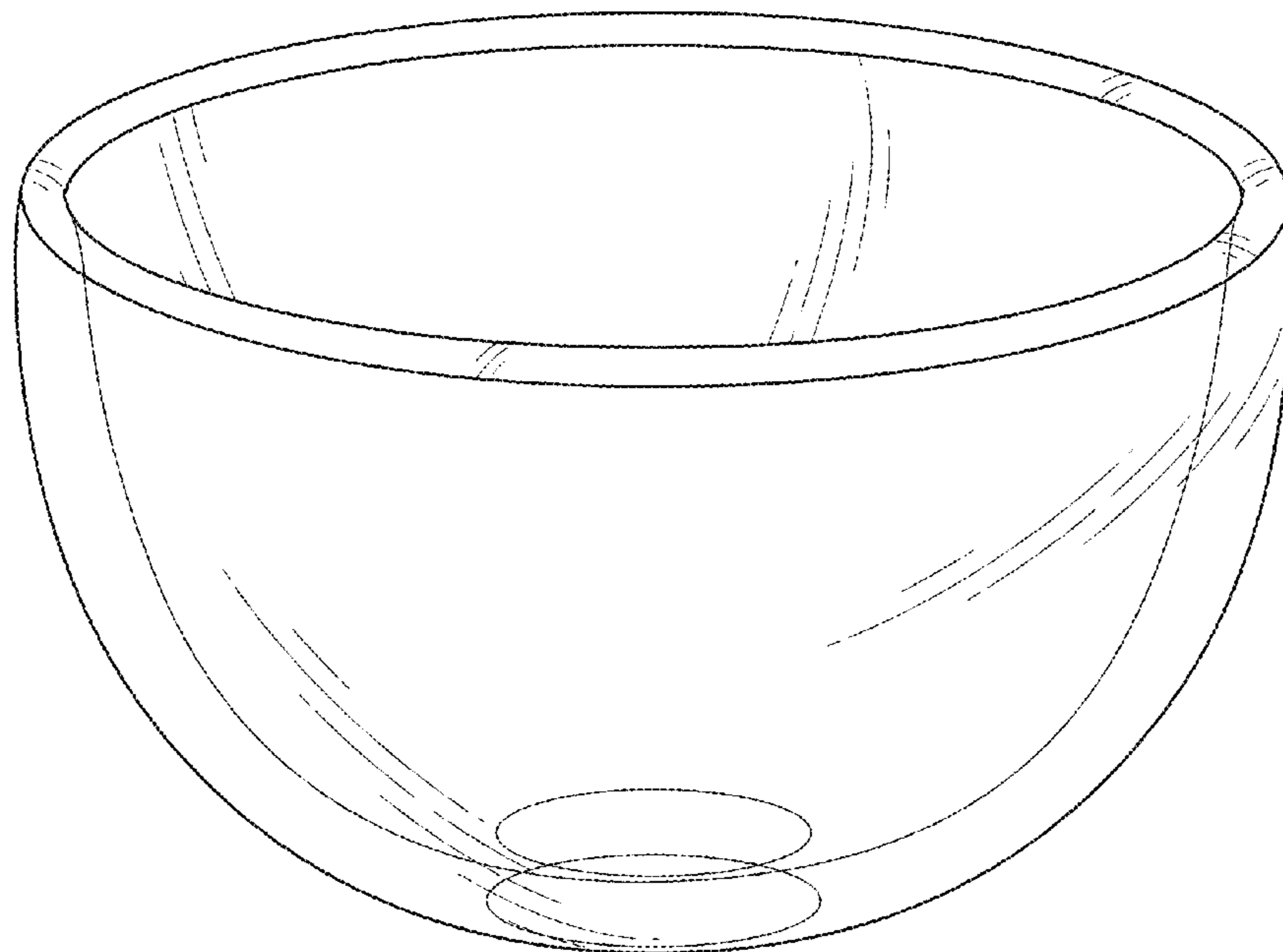
(57) **CLAIM**

The ornamental design for a double wall bowl, as shown and described.

DESCRIPTION

FIG. 1 is a top perspective view of a double wall bowl showing my new design;
FIG. 2 is a front elevational view thereof;
FIG. 3 is a rear elevational view thereof;
FIG. 4 is a top plan view thereof; and,
FIG. 5 is a bottom plan view thereof.

1 Claim, 5 Drawing Sheets






FIG. 1

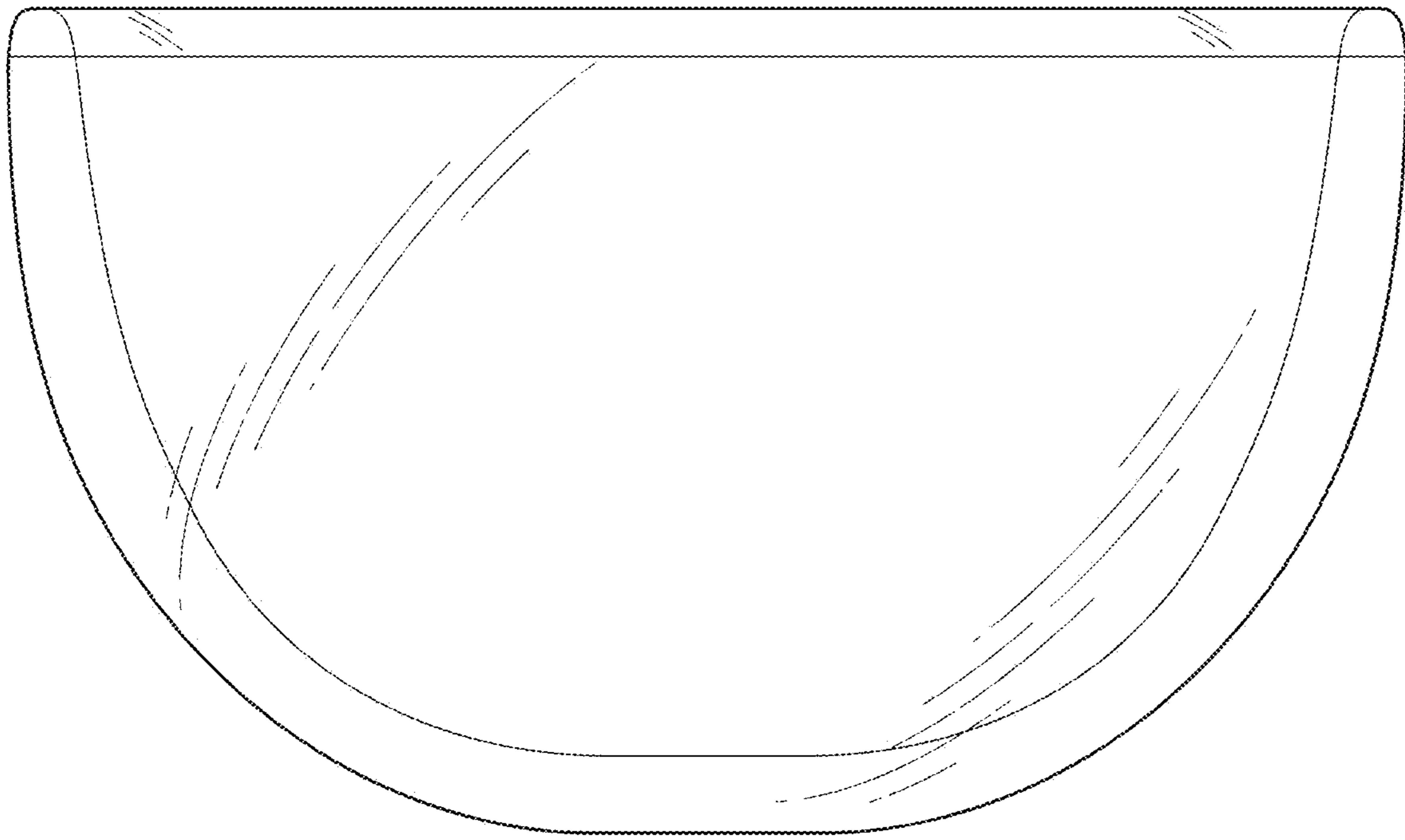


FIG. 2




FIG. 3

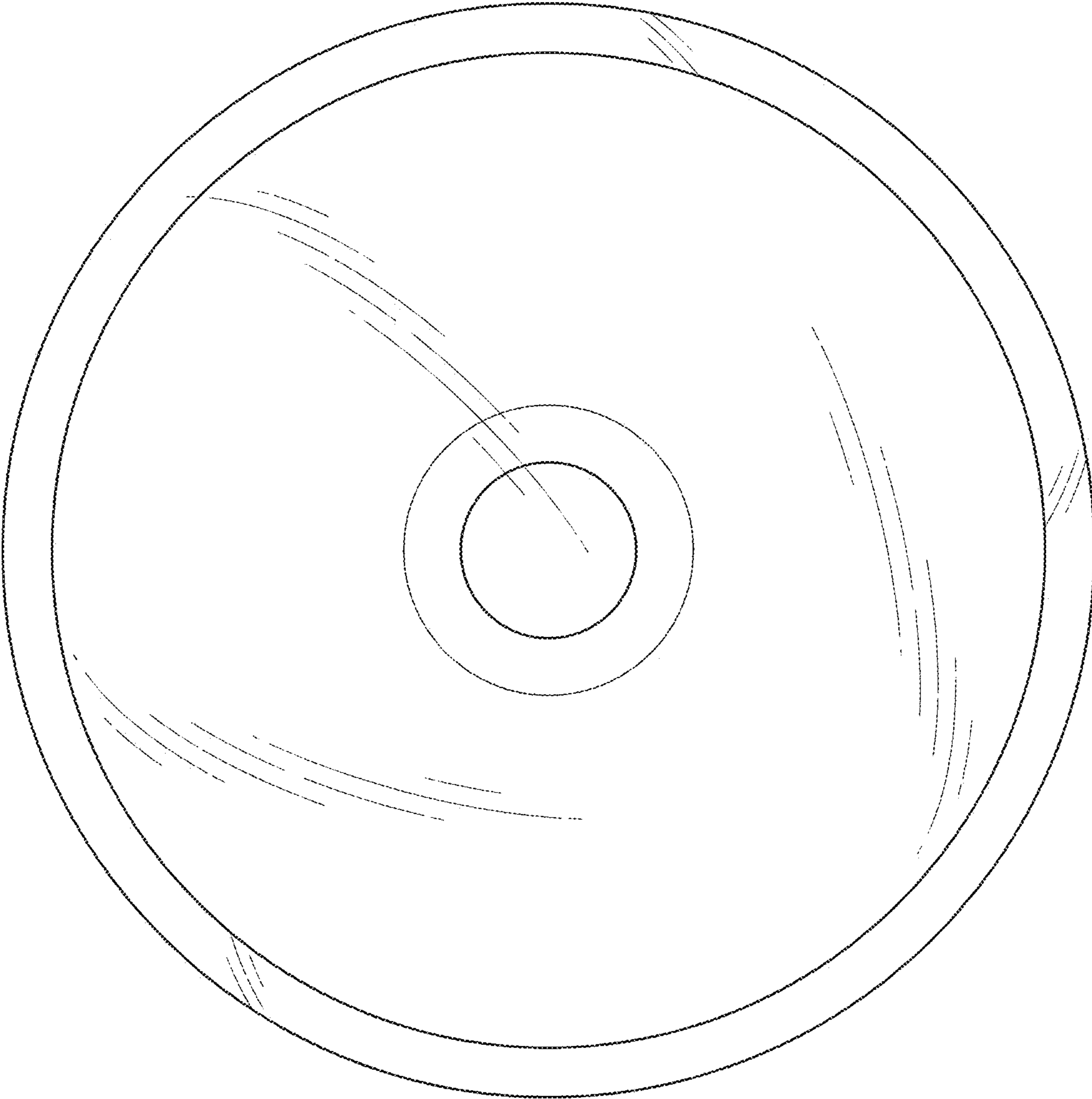


FIG. 4

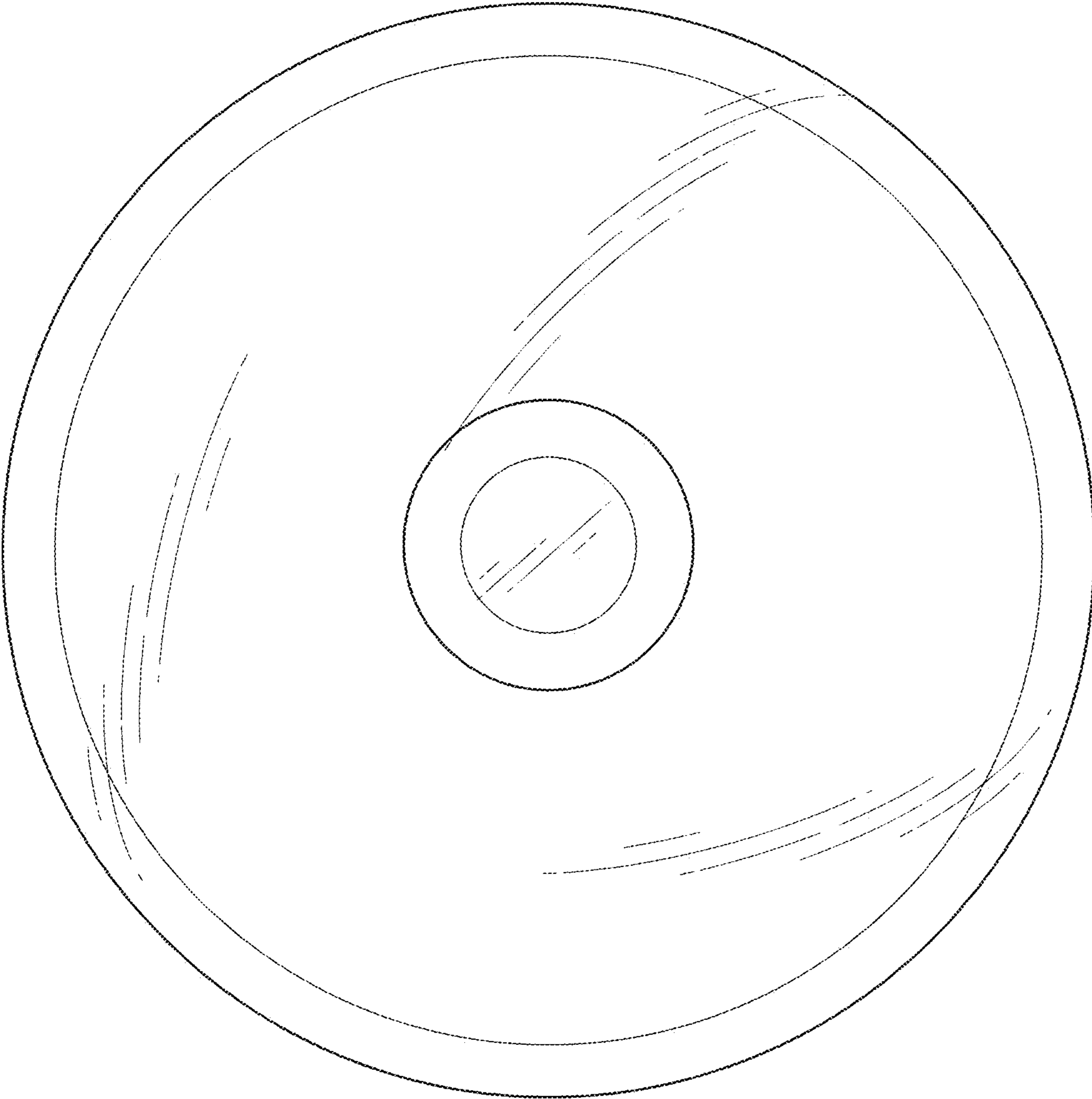


FIG. 5