



US00D896012S

(12) **United States Design Patent** (10) **Patent No.:** **US D896,012 S**
Birch (45) **Date of Patent:** **** Sep. 15, 2020**

(54) **DINING TABLE**

(71) Applicant: **RH US, LLC**, Corte Madera, CA (US)

(72) Inventor: **John Birch**, New York, NY (US)

(73) Assignee: **RH US, LLC**, Corte Madera, CA (US)

(**) Term: **15 Years**

(21) Appl. No.: **29/634,790**

(22) Filed: **Jan. 24, 2018**

(51) **LOC (12) Cl.** **06-03**

(52) **U.S. Cl.**
USPC **D6/691.1; D6/691.8**

(58) **Field of Classification Search**
USPC D6/349, 641, 652, 685, 686, 691,
D6/691.1–691.9
CPC A47B 7/00; A47B 13/00; A47B 13/02;
A47B 13/04; A47B 13/06; A47B 13/08;
A47B 13/12; A47B 21/00; A47B
2200/0001; A47B 2200/0011; A47B
2200/002
See application file for complete search history.

(56) **References Cited**

U.S. PATENT DOCUMENTS

D233,872 S	*	12/1974	Jester	D6/691.1
D263,524 S	*	3/1982	Hanson	D6/691.1
D263,531 S	*	3/1982	Hanson	D6/691.1
D649,381 S	*	11/2011	Mainzer	D6/691.8
D784,744 S	*	4/2017	Burden	D6/691
D785,985 S	*	5/2017	Burden	D6/691

OTHER PUBLICATIONS

Baylor Teak Rectangular Dining Table—Treetopproducts.com <http://www.treetopproducts.com/baylor-teak-rectangular-dining-table-teak-and-stainless-steel> retrieved from the internet on 099/Jun. 2019.*

EXO 74 Rectangular Dining Table—hdbuttermcup.com <https://hdbuttermcup.com/exo-74-rectangular-dining-table> retrieved from the internet on 099/Jun. 2019.*

Wyeth Split Bamboo Rectangular Extension Dining Table—restorationhardware.com <https://www.restorationhardware.com/catalog/product/product.jsp?productId=prod14890224&categoryId=cat12340037> retrieved from the internet on Nov. 14, 2019.*

* cited by examiner

Primary Examiner — Mary Ann Calabrese

(74) *Attorney, Agent, or Firm* — Lewis Roca Rothgerber Christie LLP

(57) **CLAIM**

The ornamental design for a dining table, as shown and described.

DESCRIPTION

FIG. 1 is a front and right side perspective view of a first embodiment of a dining table showing my new design; FIG. 2 is a top plan view thereof; FIG. 3 is a front elevation view thereof, the rear being a mirror image; FIG. 4 is a right side elevation view thereof, the left side being a mirror image; FIG. 5 is a front and right side perspective view of a second embodiment of a dining table showing my new design; FIG. 6 is a top plan view thereof; FIG. 7 is a front elevation view thereof, the rear being a mirror image; and, FIG. 8 is a right side elevation view thereof, the left side being a mirror image. The broken lines show environmental subject matter and form no part of the claimed design. FIGS. 5-7 show the dining table with a symbolic break in its length. The appearance of any portion of the article between the break lines forms no part of the claimed design.

1 Claim, 8 Drawing Sheets




FIG. 1

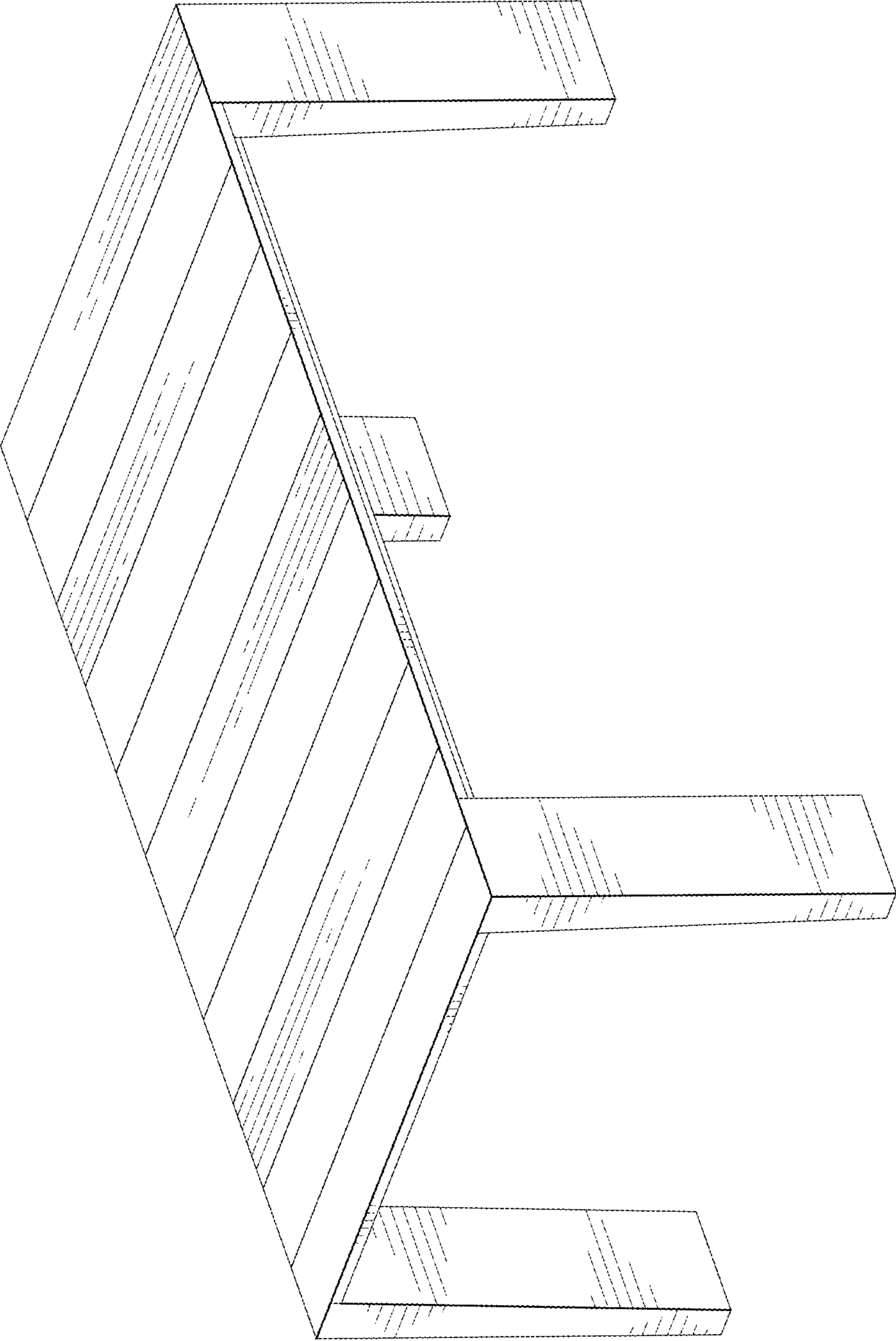


FIG. 2




FIG. 3


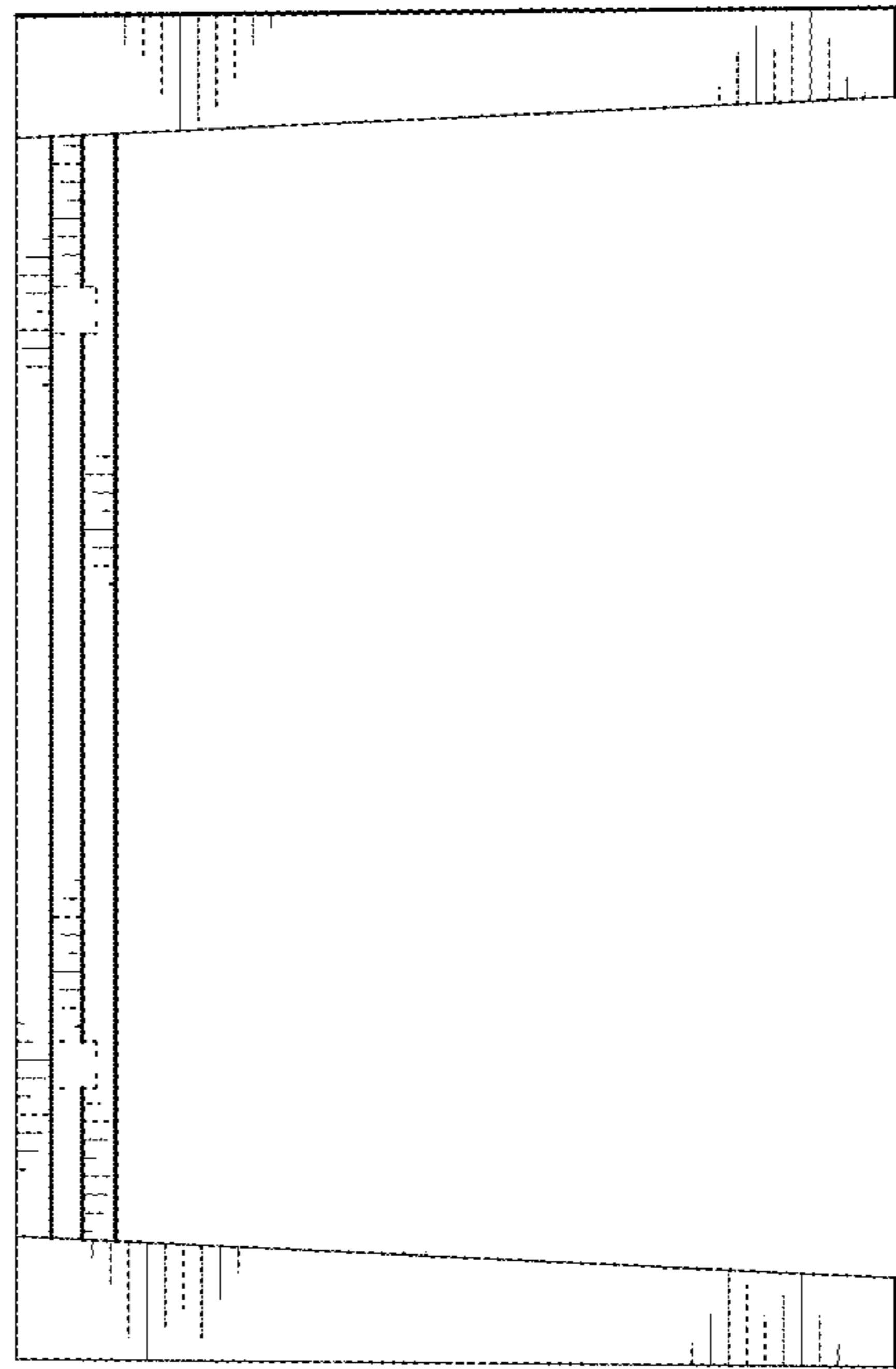


FIG. 4



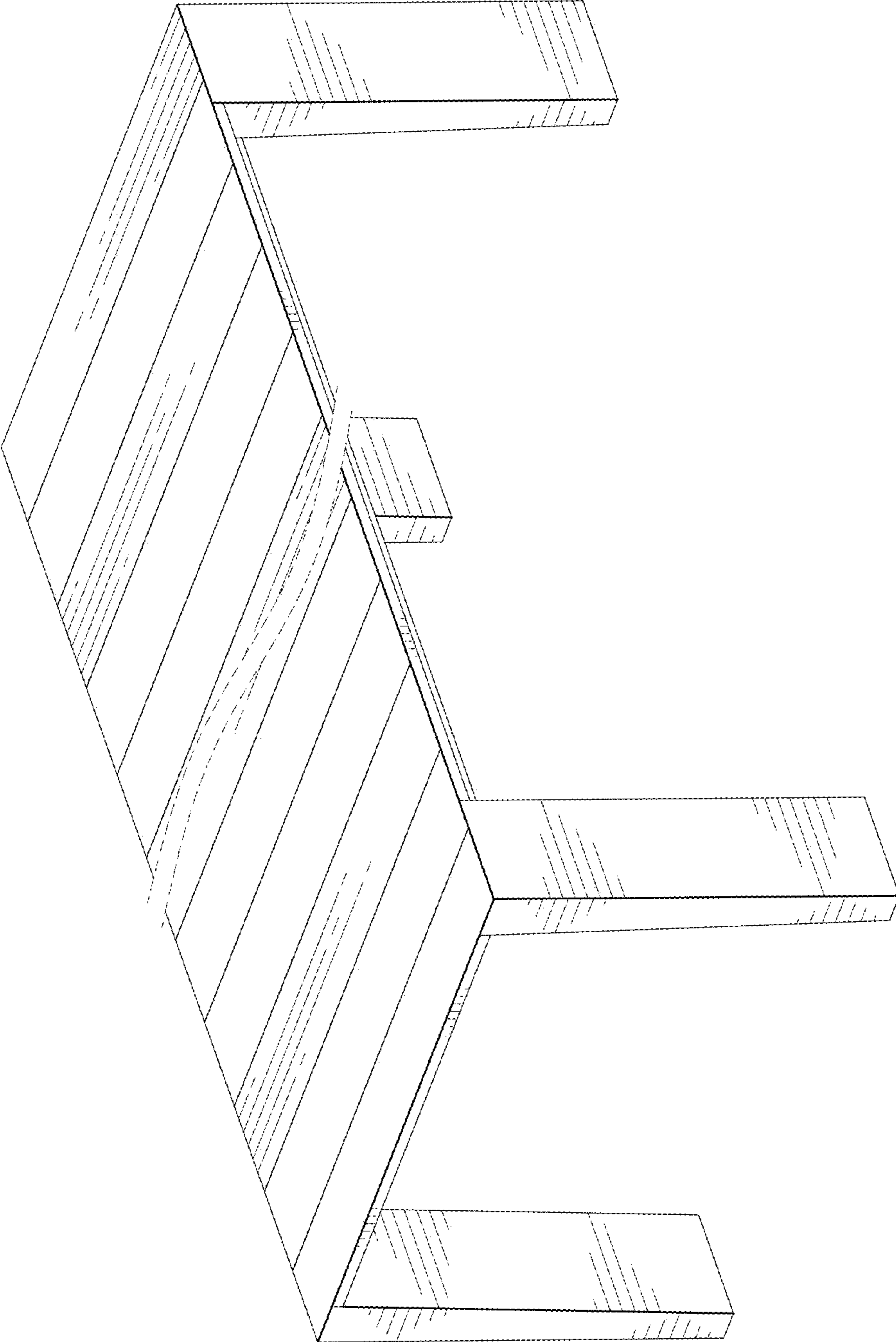


FIG. 5

FIG. 6




FIG. 7

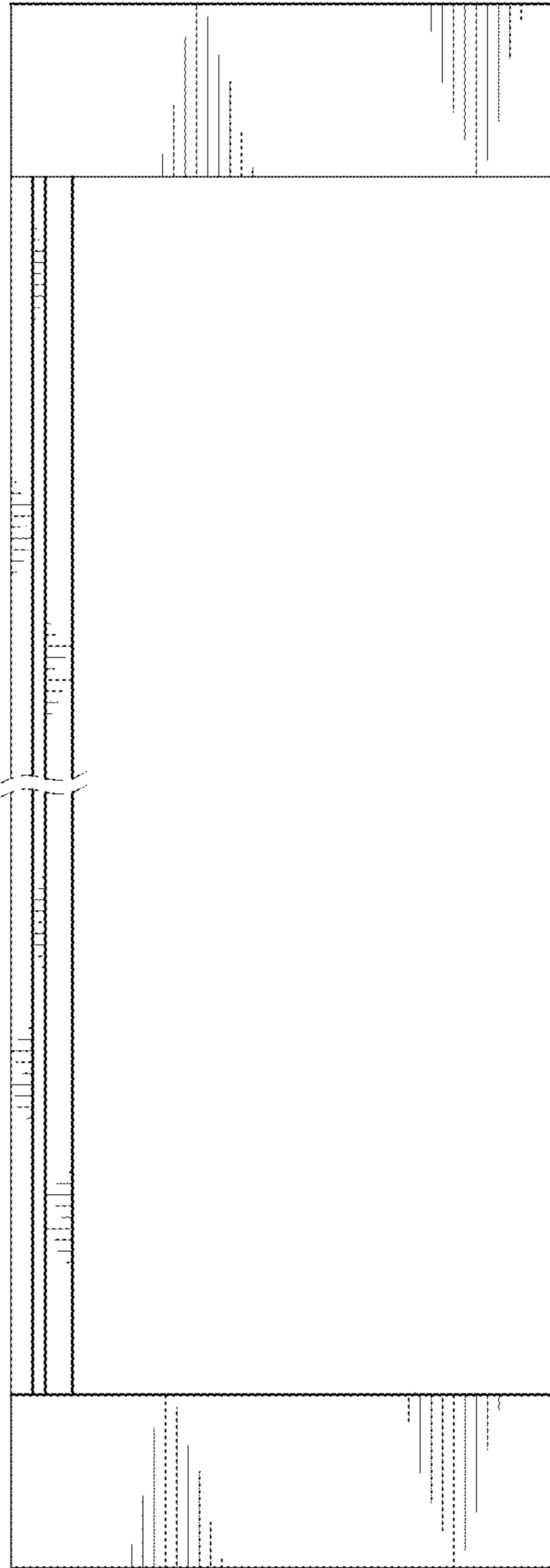


FIG. 8

