



US00D895997S

(12) **United States Design Patent**
Strandmark

(10) **Patent No.:** **US D895,997 S**

(45) **Date of Patent:** **** Sep. 15, 2020**

- (54) **BED**
- (71) Applicant: **Inter IKEA Systems B.V.**, LN Delft (NL)
- (72) Inventor: **Ebba Strandmark**, Nyhamnsläge (SE)
- (73) Assignee: **INTER IKEA SYSTEMS B.V.**, Delft (NL)
- (**) Term: **15 Years**
- (21) Appl. No.: **29/694,909**
- (22) Filed: **Jun. 14, 2019**
- (30) **Foreign Application Priority Data**

Mar. 15, 2019 (EM) 006306965

- (51) **LOC (12) Cl.** **06-02**
- (52) **U.S. Cl.**
USPC **D6/384; D6/393**
- (58) **Field of Classification Search**
USPC D6/382-384, 392, 393, 718.14
CPC A47D 7/00; A47D 7/007; A47C 19/207;
A47C 19/22; A47C 17/86
See application file for complete search history.

(56) **References Cited**

U.S. PATENT DOCUMENTS

- 1,297,144 A * 3/1919 Giordano A47C 19/22
5/2.1
- 1,525,605 A * 2/1925 Dry A61G 7/02
5/604
- 1,815,616 A * 7/1931 Feldman A47C 17/86
5/308
- 2,290,615 A * 7/1942 Firestone A47C 17/86
5/187
- 3,082,435 A * 3/1963 Philips A47C 17/86
5/2.1

- 3,389,410 A * 6/1968 Weigel A47C 17/86
5/308
- 3,745,596 A * 7/1973 Copeland A47C 17/86
5/308
- D279,339 S * 6/1985 Testa D6/384
- 4,617,689 A * 10/1986 Nelson E05C 19/14
5/400
- 4,780,919 A * 11/1988 Harrison A61G 7/02
5/308
- 4,882,796 A * 11/1989 McNeal A47C 27/085
5/8
- D321,099 S * 10/1991 Fullhart D6/384
- D369,247 S * 4/1996 Anderson D6/384
- D379,877 S * 6/1997 Tilley D6/384
- D387,576 S * 12/1997 Tilley D6/382
- D403,526 S * 1/1999 Zaidman D6/384
- D418,690 S * 1/2000 Zaidman D6/384
- D486,007 S * 2/2004 Zaidman D6/384
- D495,160 S * 8/2004 Dordoni D6/384
- 7,043,781 B1 * 5/2006 Madison A47C 17/86
5/185

(Continued)

Primary Examiner — Cathron C Brooks

(74) *Attorney, Agent, or Firm* — Tucker Ellis LLP

(57) **CLAIM**

The ornamental design for a bed, as shown and described.

DESCRIPTION

FIG. 1 is a front-right-top perspective view of a bed showing our new design;

FIG. 2 is front view thereof;

FIG. 3 is a rear view thereof;

FIG. 4 is a left side view thereof;


FIG. 5 is a right side view thereof;

FIG. 6 is a top view thereof; and,

FIG. 7 is a bottom view thereof.

The broken lines are for the purpose of illustrating environmental features for the bed and form no part of the claimed design.

1 Claim, 4 Drawing Sheets



(56)

References Cited

U.S. PATENT DOCUMENTS

D608,561 S * 1/2010 Chen D6/384
D608,562 S * 1/2010 Chen D6/384
D716,092 S * 10/2014 Youngstrom D6/718
9,049,940 B1 * 6/2015 Youngstrom A47B 88/40

* cited by examiner

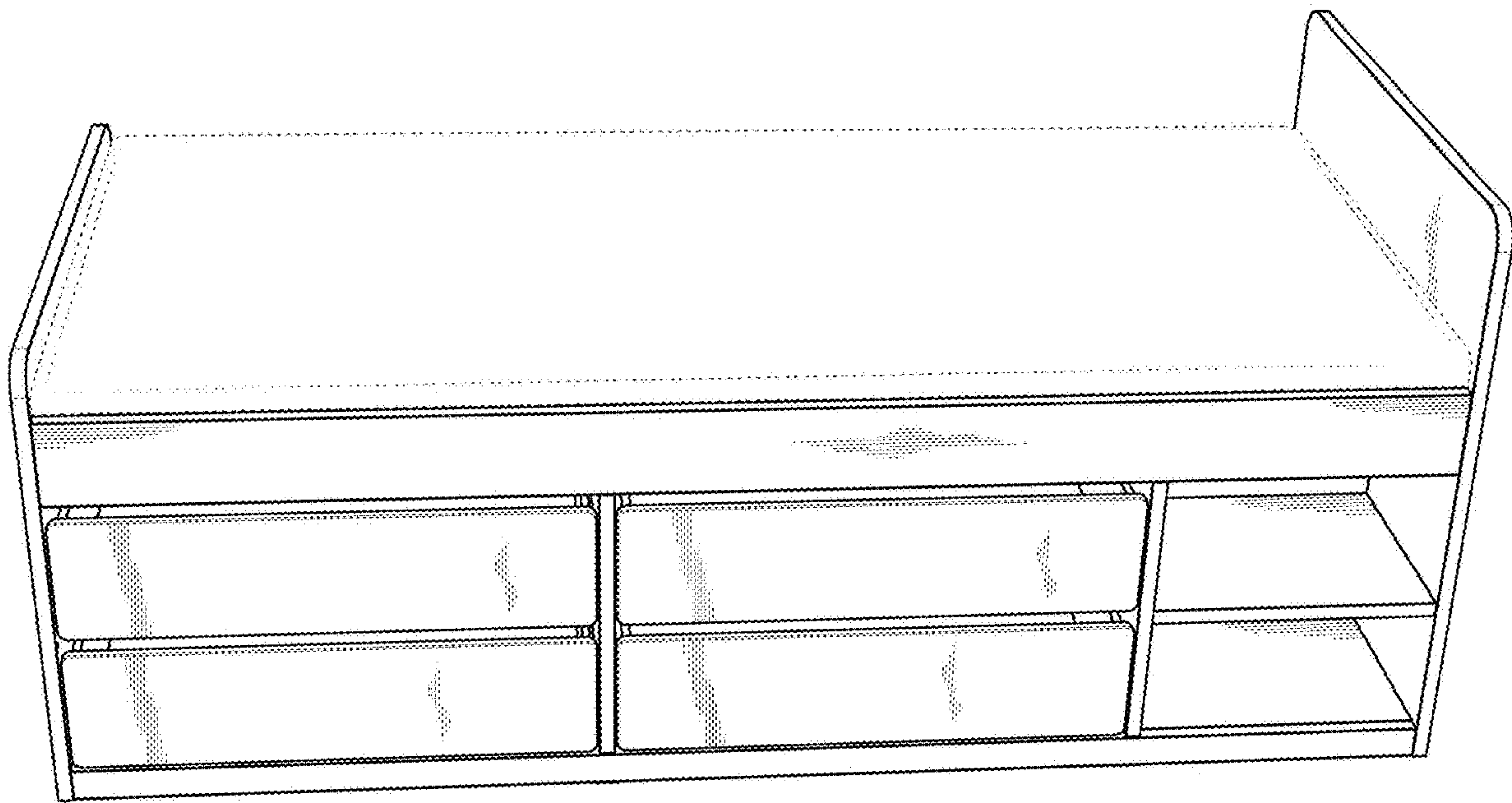


FIG. 1

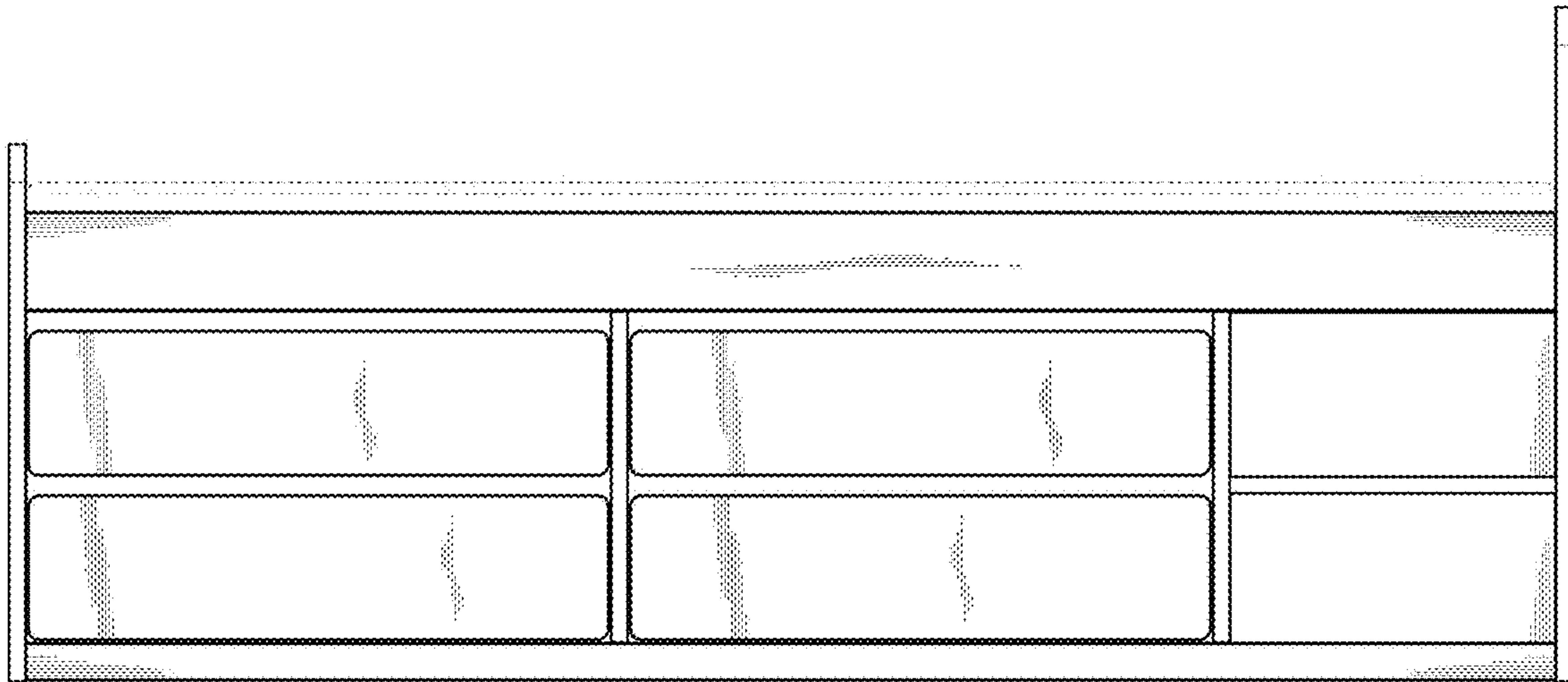


FIG. 2

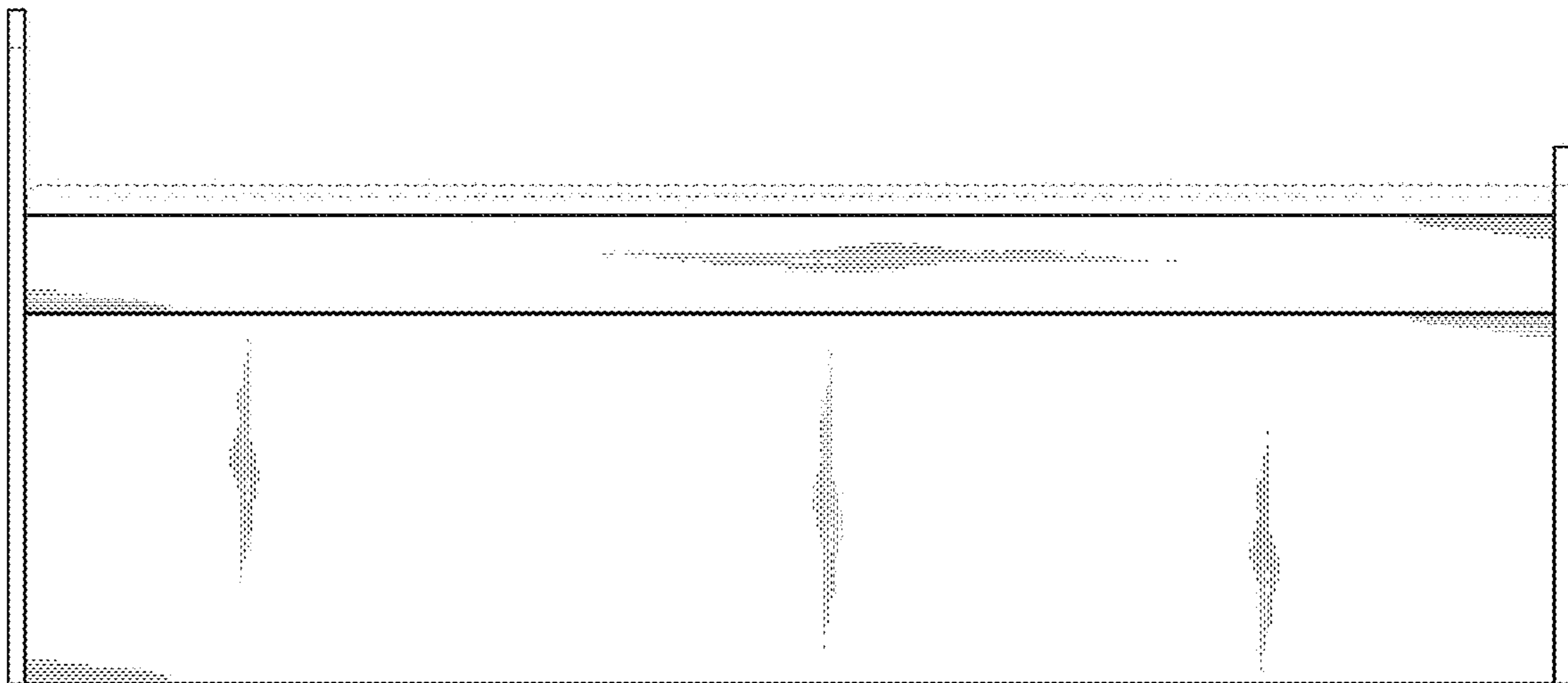


FIG. 3

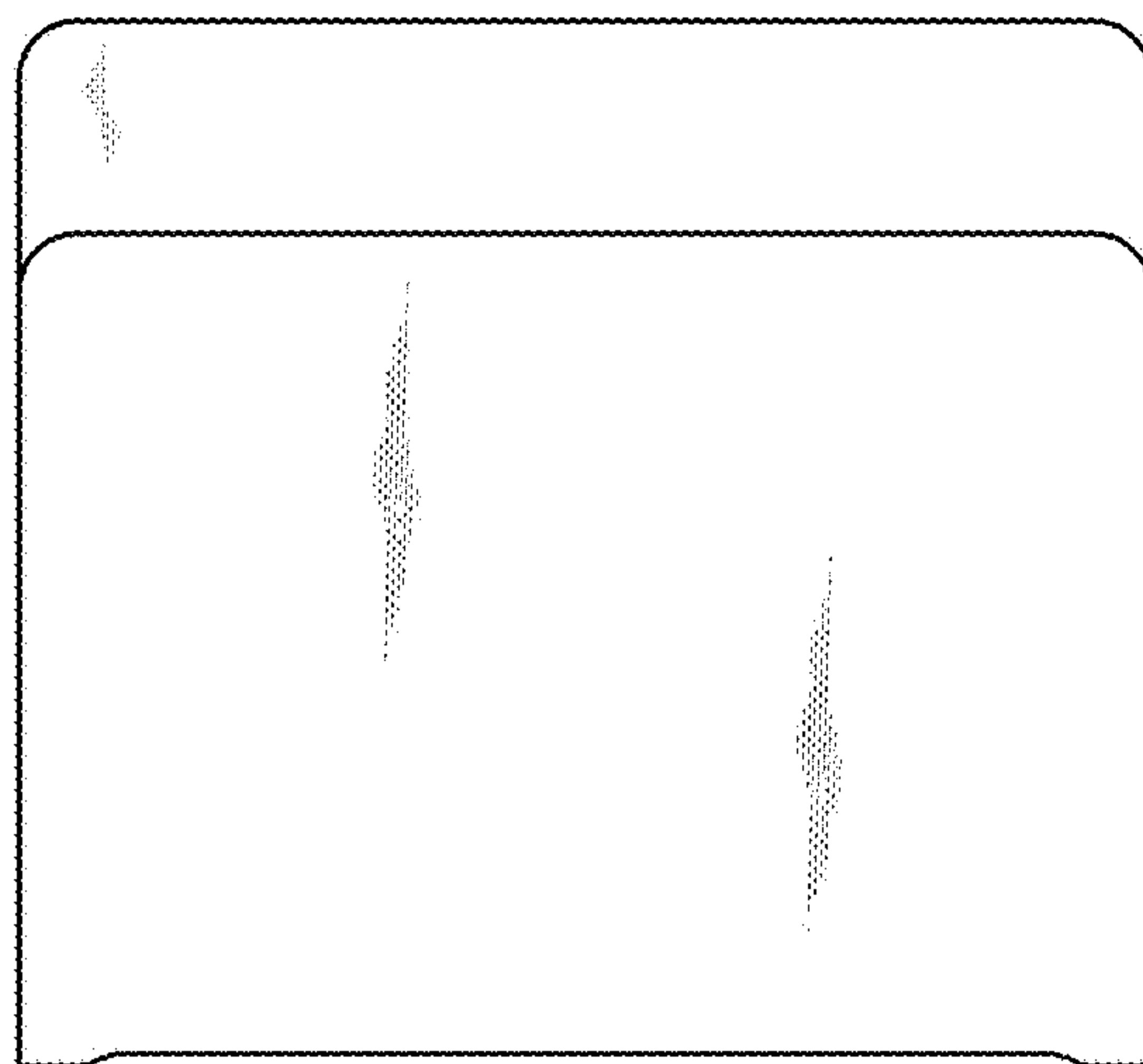


FIG. 4




FIG. 5




FIG. 6




FIG. 7