



US00D895968S

(12) **United States Design Patent** (10) **Patent No.:** **US D895,968 S**
Lin (45) **Date of Patent:** **** Sep. 15, 2020**

(54) **STORAGE BUCKET**
(71) Applicant: **shenzhenshi jingxiong keji youxiangongsi**, Shenzhen Guangdong (CN)
(72) Inventor: **Jingzhen Lin**, Guangdong Province (CN)
(**) Term: **15 Years**
(21) Appl. No.: **29/736,602**
(22) Filed: **Jun. 1, 2020**
(51) **LOC (12) Cl.** **03-01**
(52) **U.S. Cl.** **D3/304**
USPC **D3/304**
(58) **Field of Classification Search**
USPC D3/304, 305, 315-316; D32/36-37
CPC B65D 1/38; B65D 11/00; B65D 11/20; B65D 1/00; B65D 1/22; B65D 88/06; B65D 88/00
See application file for complete search history.

(56) **References Cited**
U.S. PATENT DOCUMENTS
2,019,787 A * 11/1935 Leopold B65D 5/3685 229/108.1
3,204,849 A * 9/1965 Vinney B65D 77/065 229/210
3,261,533 A * 7/1966 Repking B65D 19/20 229/109
3,285,496 A * 11/1966 Barnhardt, Sr. B65D 5/14 229/211
4,736,885 A * 4/1988 Negus, Sr. B65D 5/12 229/110
4,850,506 A * 7/1989 Heaps, Jr. B65D 77/061 229/117.3
D385,186 S * 10/1997 Fildan D9/430
D411,079 S * 6/1999 Graham D7/624.2

6,412,686 B1 * 7/2002 Mahl B65D 5/0281 220/738
6,415,927 B1 * 7/2002 Stone B65D 19/06 206/600
D662,784 S * 7/2012 Fleck D7/607
D662,785 S * 7/2012 Kern D7/641
D672,645 S * 12/2012 Giannini D9/430
D709,263 S 7/2014 Carnesecca
8,840,072 B2 * 9/2014 Muse B65B 67/1205 248/95
D725,315 S * 3/2015 Gabriel D30/121
D761,509 S * 7/2016 Cohen D32/37
D762,980 S * 8/2016 Aller D3/304
D813,544 S * 3/2018 Wang D3/305
D829,819 S * 10/2018 McKenna D19/77
D836,911 S * 1/2019 Soto-Camacho D3/304
2003/0042297 A1 * 3/2003 Remaks B65D 5/029 229/109
2006/0124716 A1 * 6/2006 Quaintance B65D 5/3621 229/184
2007/0051783 A1 * 3/2007 Wisecarver B65D 5/10 229/109

(Continued)

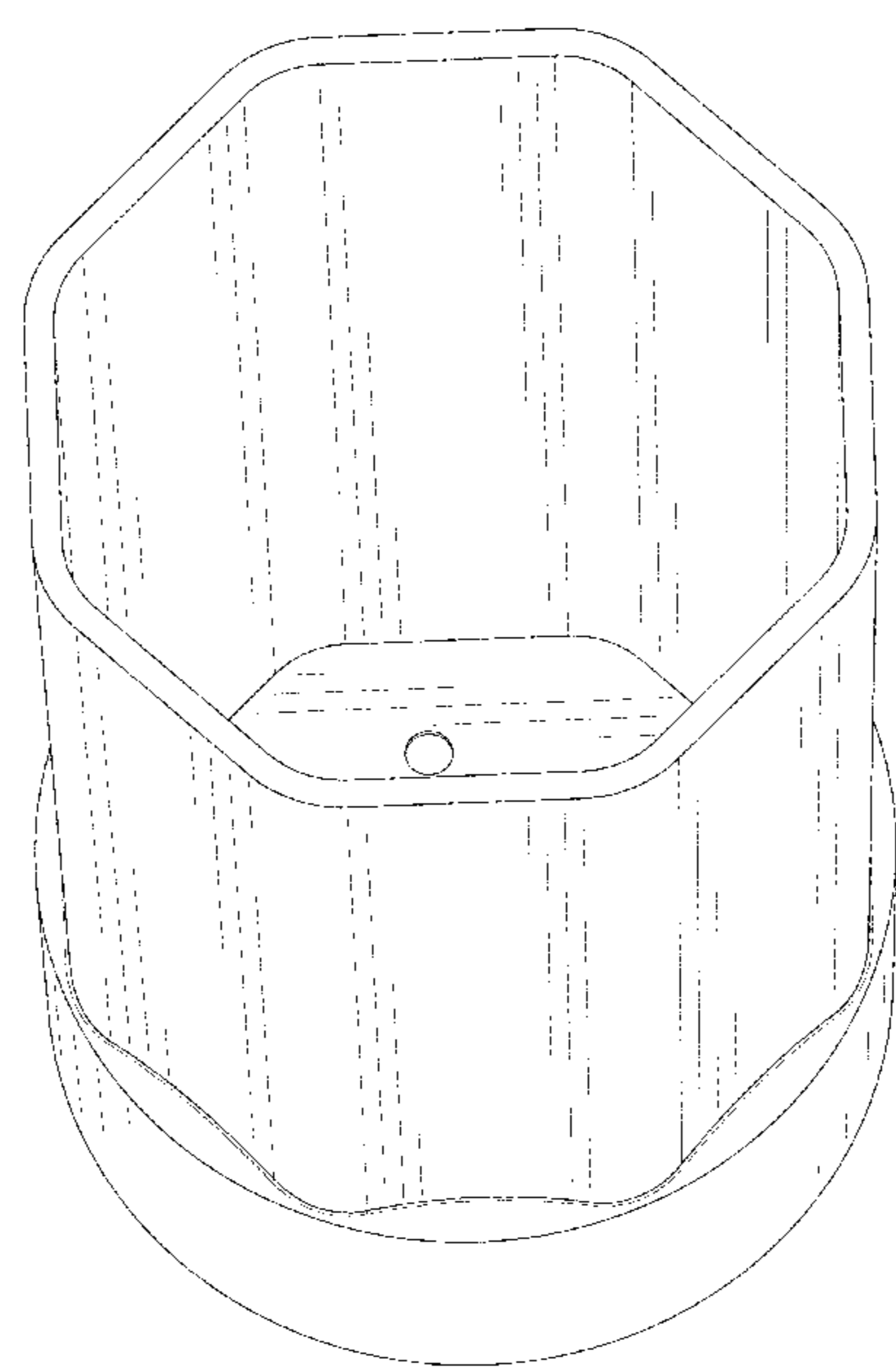
Primary Examiner — Kelley A Donnelly
(74) *Attorney, Agent, or Firm* — ZANIP

(57) **CLAIM**
The ornamental design for a storage bucket, as shown and described.

DESCRIPTION

FIG. 1 is a front and top perspective view of a storage bucket, showing my new design;
FIG. 2 is a rear and bottom perspective view thereof;
FIG. 3 is a front elevational view thereof;
FIG. 4 is a rear elevational view thereof;
FIG. 5 is a left side elevational view thereof;
FIG. 6 is a right side elevational view thereof;
FIG. 7 is a top plan view thereof; and,
FIG. 8 is a bottom plan view thereof.

1 Claim, 8 Drawing Sheets



(56)

References Cited

U.S. PATENT DOCUMENTS

2010/0006629 A1* 1/2010 Bettinger B65D 5/029
229/109
2010/0176187 A1* 7/2010 Shaboo B65D 5/029
229/110
2010/0301106 A1* 12/2010 Wisecarver B65D 5/60
229/109
2012/0228366 A1* 9/2012 Nieto B65D 5/103
229/109

* cited by examiner

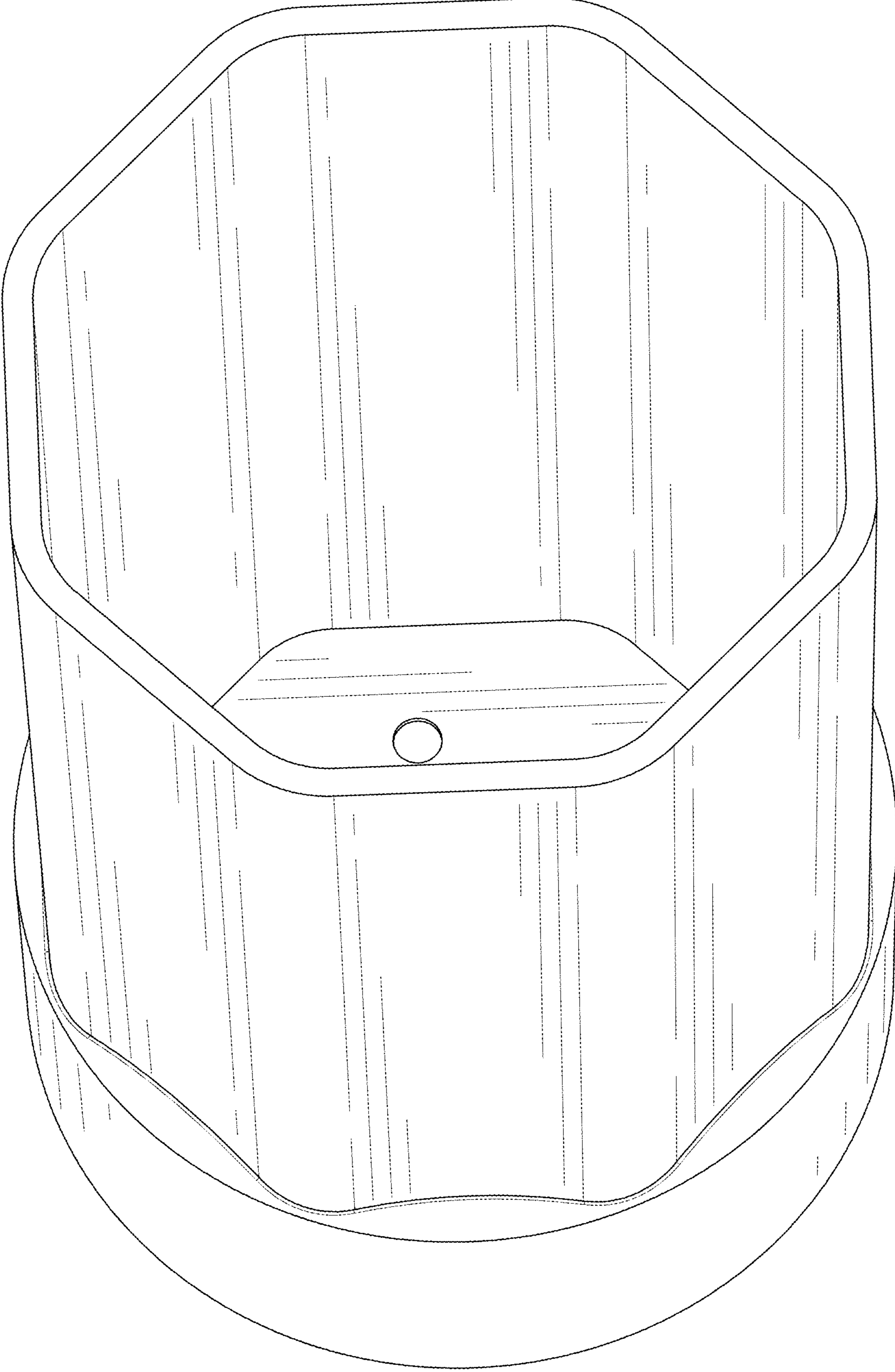


FIG. 1

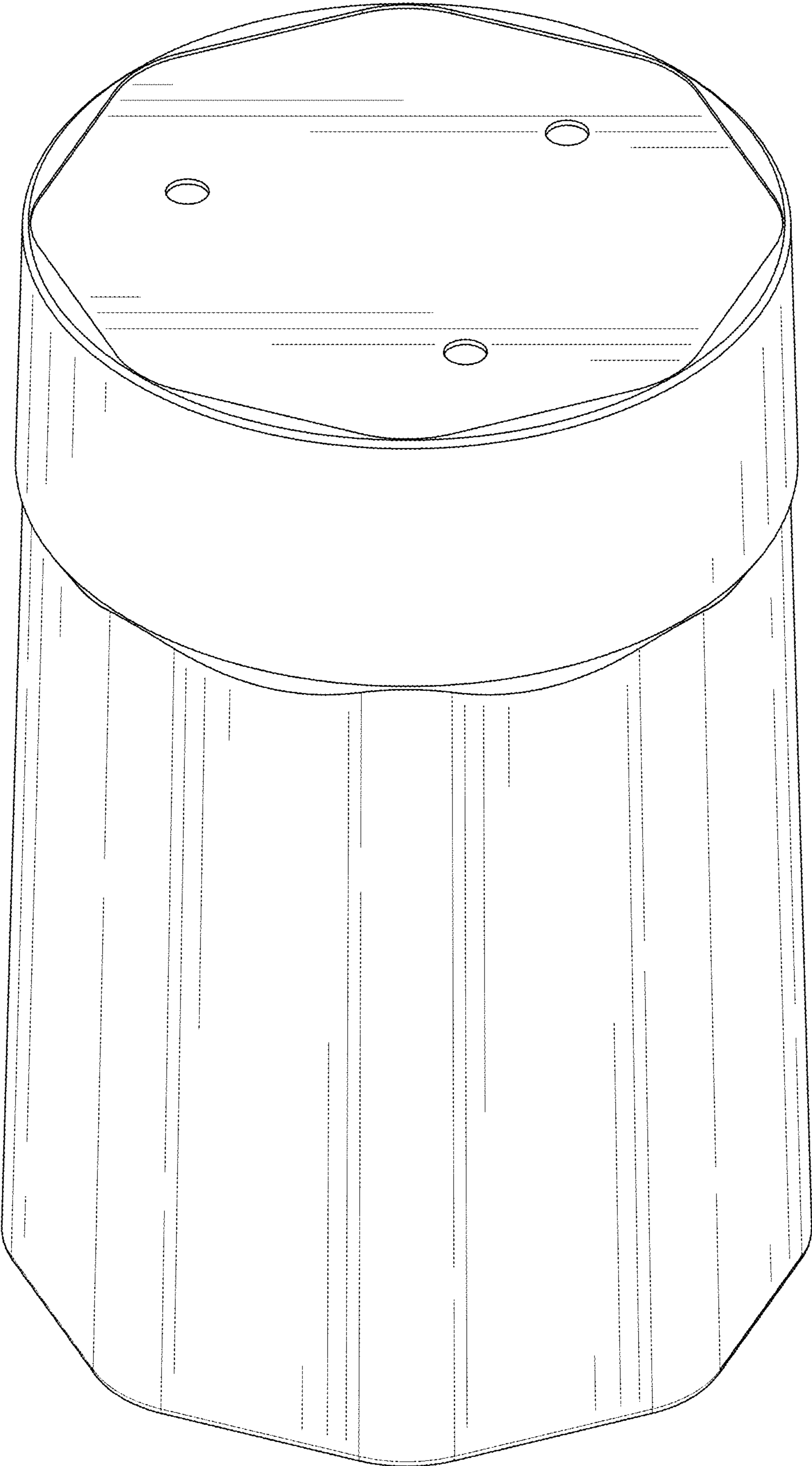


FIG. 2

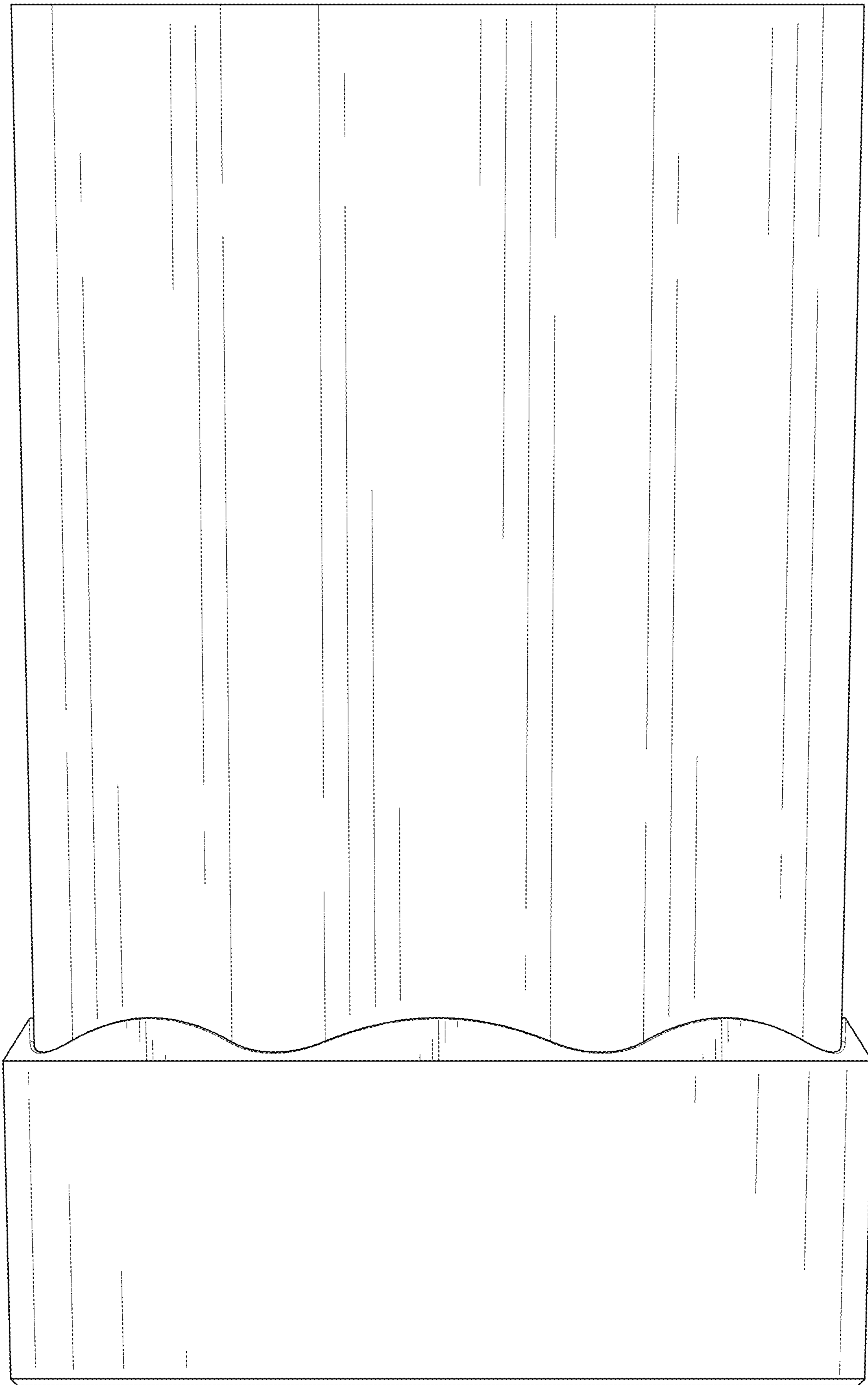


FIG. 3




FIG. 4

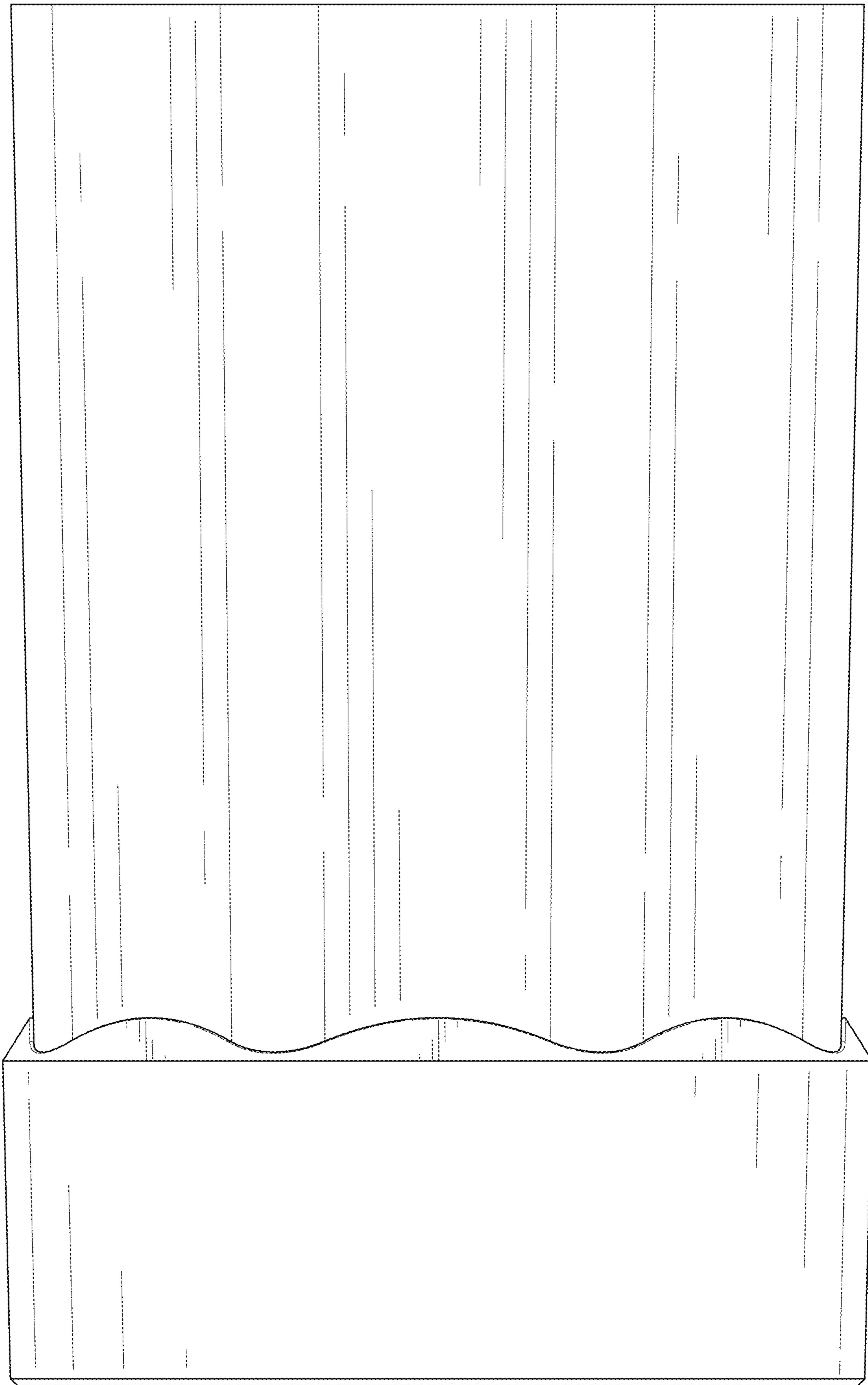


FIG. 5

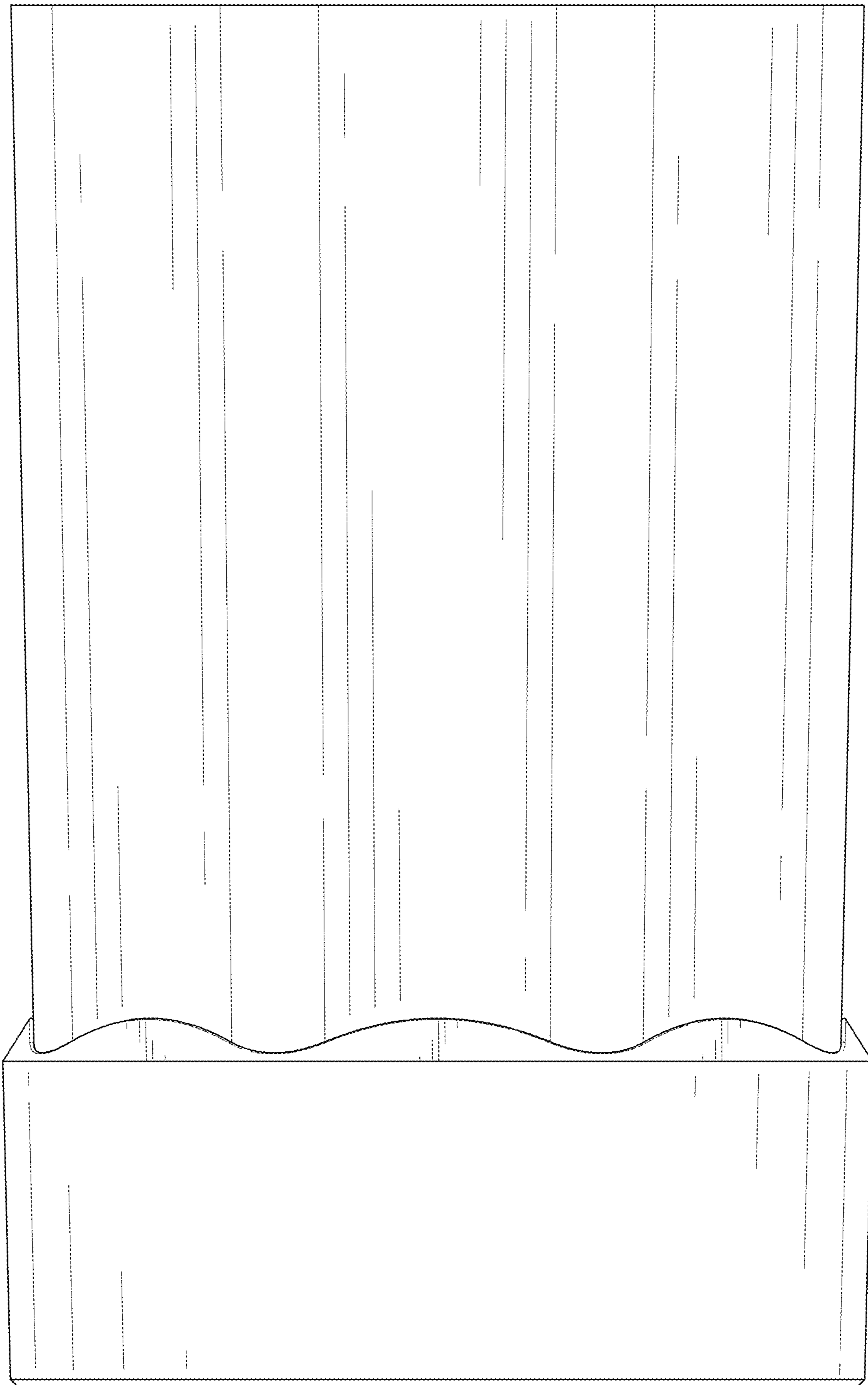


FIG. 6

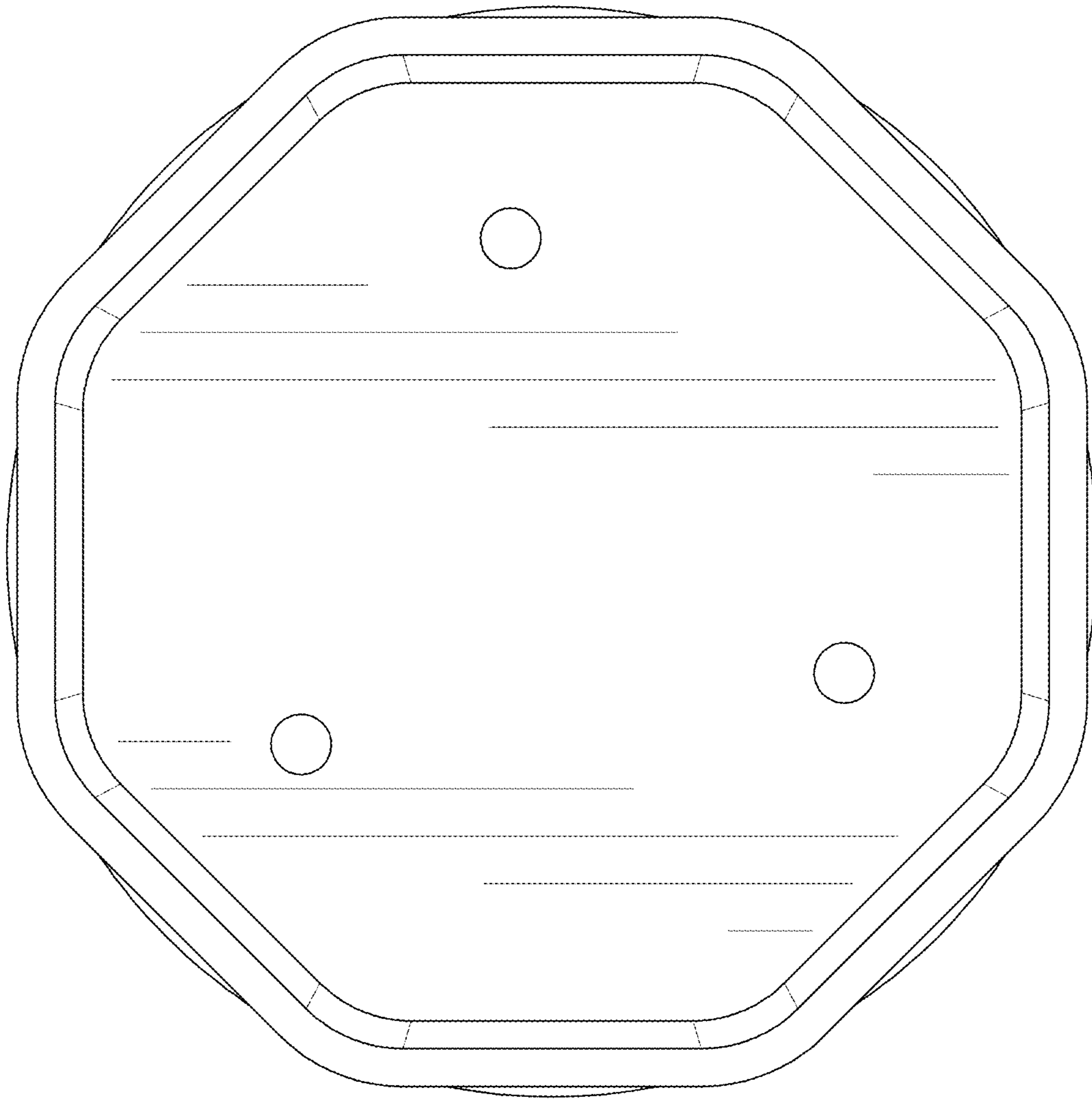


FIG. 7

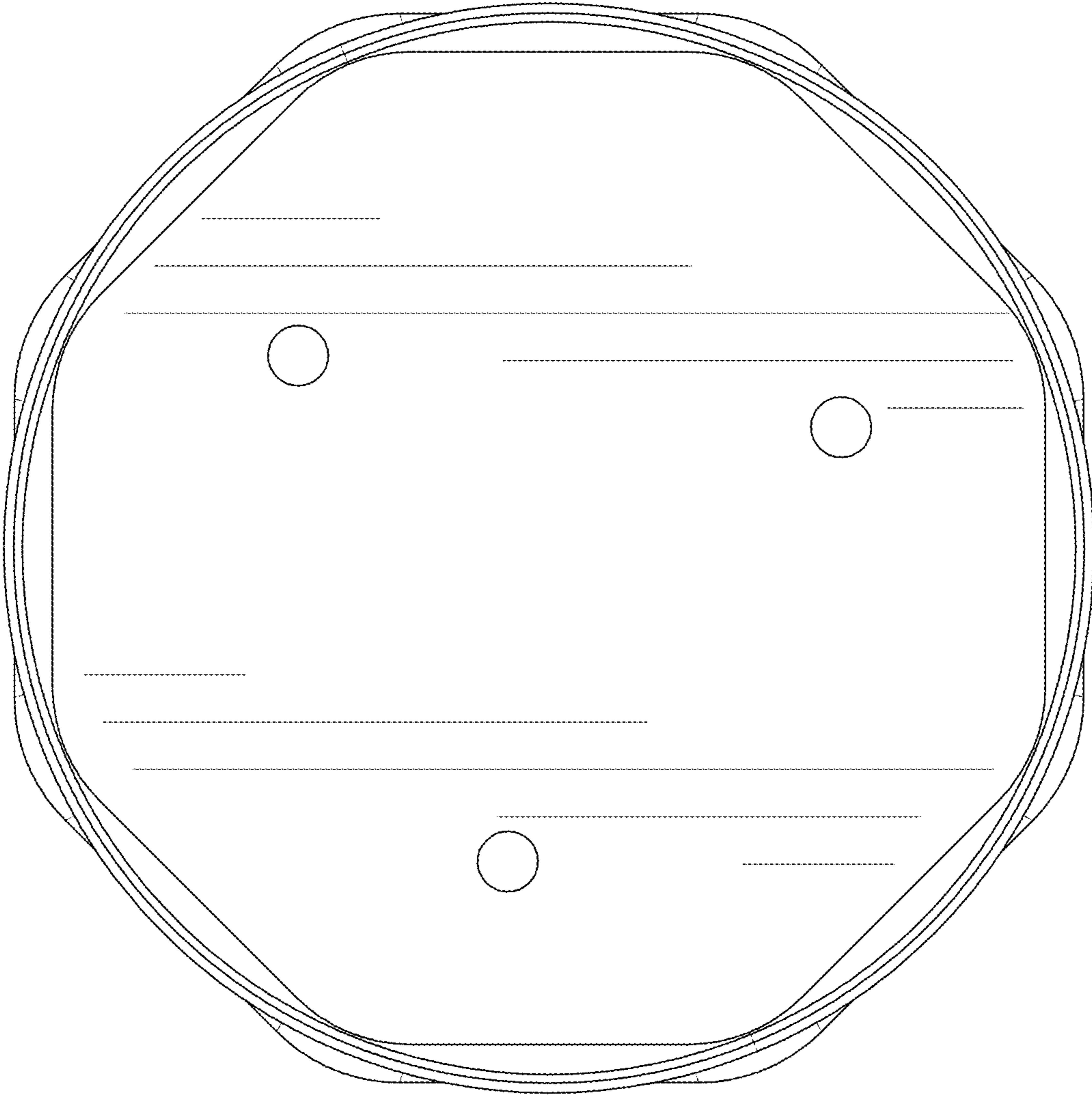


FIG. 8